Catalogo Catalogue 2006

A.A.G. STUCCHI s.r.l. u.s.
Via IV Novembre 30/32
23854 Olginate (LC) Italy
Tel. +39 0341 653111
Fax +39 0341 653250
www.aagstucchi.it
info@aagstucchi.it

A.A.G. STUCCHI
Essential for lighting

SIMBOLI SYMBOLS

SENZA FISSAGGIO - WITHOUT FIXING

volante
without fixing

diretto sulla lampada
push fixing on the lamp

diretto sullo starter
push fixing on the starter

FISSAGGIO A VITE - SCREW FIXING

con vite
with screw

con vite, fisso
with screw, fixed

con vite, mobile
with screw, adjustable

con vite e dado
with screw and nut

con vite autofilettante
with self tapping screw

con dado
with nut

FISSAGGIO AUTOMATICO - AUTOMATIC FIXING

ad innesto
push-in fixing

ad innesto, fisso
fixed back mounting

ad innesto, mobile
adjustable back mounting

ad innesto
snap-in fixing

ad inserimento
push-through fixing

a slitta
slide-on fixing

in circuiti stampati
in printed circuits

ALTRI TIPI DI FISSAGGIO - OTHER FIXING TYPES

a scatto in testate
snap fixing into caps

su spine
fixing into pins

ad incastro
push clamping

a scatto in cappellotti
snap fixing into caps

con cappuccio filettato
with threaded cap

a scatto su molla
snap fixing into springs

su tubi filettati
on threaded tubes

a scatto in tubi
push fixing into tubes

CARATTERISTICHE - CHARACTERISTICS

spessore lamiera
metal plate thickness

altezza centro lampada da sotto la lamiera
lamp centre heigth from the bottom side of the metal plate

altezza centro lampada da sopra la lamiera
lamp centre heigth from the top side of the metal plate

spessore portalampade o portastarter
lampholder/starterholder thickness

scatti rotore di...
rotor with position of...

.../T
solo per cave 13,3x25,5 mm
only for 13,3x25,5 mm holes

...-SN
senza nasello (cave chiuse)
without stop nib (closed holes)

IP40
IP nei punti di aggancio
IP in hooking points

...H/... IS
per circuiti Instant-start
for Instant-start circuits

con fori di guida per i cavetti
with wires guidance holes

con passafilo integrato
with integrated wireholder

per apparecchi in classe II
for class II appliances

M
con cappuccio/viti montati
with assembled cover/screws

spessore barretta lampada
lamp small bar thickness

per tensioni di accensione ad impulsi fino a...
for impulse ignition voltage up to...

accessori
accessories

SM
con cappuccio/viti smontati
with disassembled cover/screws

mm²
sezione conduttore rigido
rigid conductor section

mm²
sezione conduttore flessibile
flexible conductor section

mm²
sezione conduttore flessibile estremità con fascetta
flexible conductor section ferrule on the end

lunghezza cavetti
wires length

spelatura cavetti
wires stripping

conduttore aggraffato
crimped conductor

conduttore saldato elettricamente
electric spot-welded conductor

SERRAFILO - TERMINALS

con vite e morsetto
screw terminals

con vite e dado
screw and nut terminals

automatico a 1 foro
push wire terminals (1 hole)

automatico a 2 fori
push wire terminals (2 holes)

automatico a 2 fori
push wire terminals (2 holes)

automatico a 3 fori
push wire terminals (3 holes)

automatico a 4 fori
push wire terminals (4 holes)

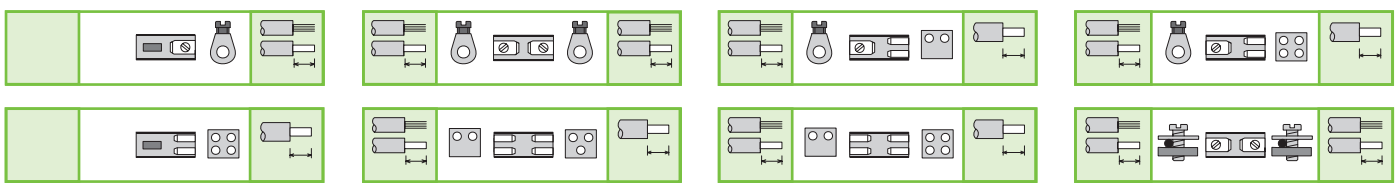

ATTACCHI LAMPADE — LAMPS CAPS

1		W4,3x8,5d					
2	a	G5		portalampade a connettore	push-on lampholders		
	b			portalampade a pastiglia	round lampholders		
	c			portalampade a colonna	tombstone lampholders		
	d			portalampade IP40 IP66/IP67	IP40 IP66/IP67 lampholders		
3	a	G13		portalampade connettore	push-on lampholders		
	b			portalampade a pastiglia	round lampholders		
	c			portalampade a colonna	tombstone lampholders		
	d			portalampade IP40 IP66/IP67	IP40 IP66/IP67 lampholders		
4		Fa8					
5	a	R17d					
	b			portalampade IP66/IP67	IP66/IP67 lampholders		
6		2GX13					
7		G10q					
8		2G13					
9		GR8 GR10q GRY10q-3		GRZ10d GRZ10t		GX53-1	
10		2G7 2GX7		2G10	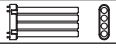	2G11	
11	a	GX23		G32q-1			
	b	G23		G23-2			
12	a	G24d-...		GX24d-...			
	b	G24q-...		GX24q-...			
	c	G24q-3-4		GX24q-3-4			
13	a	PORTASTARTER		STARTERHOLDERS			
	b	PORTASTARTER CON DISTANZIATORE		STARTERHOLDERS WITH SPACING COLLAR			
14		INTERRUTTORI UNIPOLARI		SINGLE POLE SWITCHES			
15	a	SEZIONATORI		INSULATOR BLOCKS			
	b	MORSETTI CONNETTORI		CONNECTOR TERMINAL BLOCKS			
16	a	MORSETTI AD INCASTRO		PUSH-ON CLAMPING TERMINAL BLOCKS			
	b	MORSETTI CON PORTAFUSIBILE		TERMINAL BLOCKS WITH FUSEHOLDER			
	c	MORSETTI PER APPARECCHI D'ILLUMINAZIONE		TERMINAL BLOCKS FOR LIGHTING APPLIANCES			
17	a	CONNETTORI 2P		2P CONNECTORS			
	b	CONNETTORI 2P+T		2P+T CONNECTORS			
	c	CONNETTORI 4P+T		4P+T CONNECTORS			
	d	CONNETTORI IP66		IP66 CONNECTORS			
18	a	RX7s RX7s-24	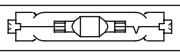				
	b	G8,5		GX10		G12	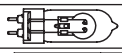
	b	PG12-2		PGX12-2	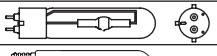	Fc2	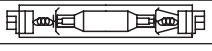
	b	K12,5x7s	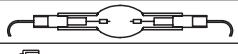	E40	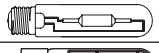		
	c	GX12-1	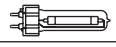	PG12-1	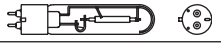	PG12-3	
19	a	R7s	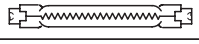	RX7s	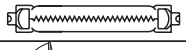		
	b	G9	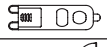	GU10		GZ10	
	c	G4		G5,3		G6,35	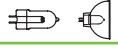
20		SPINE E PRESE		PLUGS AND SOCKETS			
21		ACCESSORI, VITI E DADI		ACCESSORIES, SCREWS AND NUTS			

Indice dei prodotti
Products index

Portalampade per lampade fluorescenti
Lampholders for fluorescent lamps

1	**W4,3x8,5d**					p. **27**
2	**2GX13**					p. **29**
3	**G5**					p. **33**
4	**G13**					p. **47**
5	**2G13**					p. **77**
6	**G10q**					p. **81**
7	**Fa8**					p. **85**
8	**R17d**					p. **89**

Portalampade per lampade fluorescenti compatte
Lampholders for compact fluorescent lamps

9	**GR8**	**GR10q**	**GRY10q-3**	**GRZ10d**		p. **93**
	GRZ10t	**GX53-1**				
10	**2G7**	**2GX7**	**2G10**	**2G11**		p. **99**
11	**GX23**	**G32-q1**	**G23**	**G23-2**		p. **109**
12	**G24d-...**	**GX24d-...**	**G24q-...**	**GX24q-...**		p. **119**

13	Portastarter ***Starterholders***	p. **139**
14	Interruttori unipolari ***Single pole switches***	p. **147**
15	Sezionatori ***Insulator blocks***	p. **151**
16	Morsetti ***Terminal blocks***	p. **161**
17	Connettori ***Connectors***	p. **181**

Portalampade per lampade a scarica
Lampholders for discharge lamps

18	**RX7s**	**RX7s-24**	**G8,5**	**GX10**	**G12**	p. **195**
	PG12-2	**PGX12-2**	**Fc2**	**K12,5x7s**		
	E40	**GX12-1**	**PG12-1**	**PG12-3**		

Portalampade per lampade alogene
Lampholders halogen lamps

19	**R7s**	**RX7s**	**G9**	**GU10**	**GZ10**	p. **209**
	G4	**G5,3**	**G6,35**			

20	Spine e prese ***Plugs and sockets***	p. **231**
21	Accessori, viti e dadi ***Accessories, screws and nuts***	p. **237**

MADE IN ITALY - ALL RIGHTS RESERVED

Indice generale
General index

Codice articolo *Article number*	**Art.**
Peso netto *Net weigth*	**g**
N° pezzi per sacchetto *Nr. of pieces per bag*	
N° pezzi per scatola *Nr. of pieces per box*	

N.B. Le confezioni indicate sono quelle standard.
Il nostro sistema di confezionamento automatico non prevede variazioni sulla tipologia di imballo e sulle quantità.

N.B. *The packaging indicated is the standard packaging. Our automatic packing system does not allow changes of packaging and quantity.*

MADE IN ITALY - ALL RIGHTS RESERVED

INDICE INDEX

Articolo Article	Pagina Page	g		
11/AL	**144**	**3,3**	**1000**	**200**
11/ALP	144	3,3	1000	200
11/L	**144**	**3,2**	**1000**	**200**
11/LP	144	3,2	1000	200
11/X	**145**	**4,7**	**500**	**200**
11/XP	145	4,7	500	200
11/Y	**144**	**2,9**	**1000**	**200**
11/YP	144	3	1000	200
12	**145**	**7**	**500**	**200**
12/P	145	7,1	500	200
15	**144**	**4,3**	**1000**	**200**
16/A	143	3,3	1000	500
16/AL	**143**	**3,8**	**1000**	**500**
16/ALD	143	3,8	1000	500
16/ALP	**143**	**3,8**	**1000**	**500**
16/AP	143	3,4	1000	500
16/H	**141**	**2,3**	**1000**	**500**
16/HS	141	2,3	1000	500
16/L	**143**	**3,7**	**1000**	**500**
16/LP	143	3,8	1000	500
16/V	**142**	**3,5**	**1000**	**500**
16/VP	142	3,6	1000	500
17	**143**	**6,3**	**1000**	**200**
17/P	143	6,4	1000	200
17/S	**143**	**6,7**		**200**
17/V	142	5,9	1000	200
17/VP	**142**	**6**		**200**
18	141	10,9		100
19	**143**	**4,6**	**1000**	**200**
20	142	2,7	500	200
21	**87**	**17,9**		**50**
22	87	30,1		50
25	**91**	**21**		**50**
26	91	31,1		50
30/AU	**39,54,223**	**8,3**		**200**
31/AU	39	8,6		200
32/CVD	**84**	**6,2**	**200**	
32/SVD	84	4,3	200	
33	**57,88**	**5,1**	**200**	
34	57,88	6,9	200	
35/CVD	**84**	**5,4**	**200**	
35/SVD	84	3,5	200	
36/CVD	**39**	**4,6**	**200**	
36/SVD	39	2,8	200	
37/CVD	**51,79,87**	**5,4**	**200**	
37/SVD	51,79,87	3,5	200	
38/CVD	**51,79,87**	**11,1**	**200**	
38/SVD	51,79,87	9,3	200	
39/Z	**67**	**10,8**		**100**
40/AU	53	16,2		200
40/C	**53**	**17,8**		**200**
40/L	53	18,3		200
41	**87**	**11,2**		**100**
42	87	15,7		100
43	**52**	**7,9**	**500**	**200**
43/T	52	9,1		200
56/90	**91**	**53,1**		**20**
56/N	91	53,1		20
57/90	**91**	**52,9**		**20**
57/N	91	52,9		20
64	**87**	**45,5**		**50**
65	87	39,3		50

Articolo Article	Pagina Page	g		
66/AU	**91**	**43,2**		**50**
67/AU	91	39,8		50
82/CVD	**83**	**4,2**	**500**	
82/F	83	1,6	500	
82/L-CVD	**83**	**4,4**	**500**	
82/L-SVD	83	2,6	500	
82/SVD	**83**	**2,4**	**500**	
85/EX	58	39,6		100
103/M	**83**	**4,5**		**200**
103/P	83	8,9		200
110/F	**142**	**6,9**	**1000**	**200**
110/O	142	7	1000	200
111	**142**	**7**	**1000**	**200**
111/AU	142	7		200
112	**145**	**7,3**	**500**	**200**
112/D	145	7	500	200
112/DP	**145**	**7,1**	**500**	**200**
112/P	145	7,4	500	200
118	**223**	**3,5**		**200**
118/A	223	3,5		200
118/A-N	**223**	**4**		**200**
118/B	223	3,9		200
118/B-N	**223**	**4,3**		**200**
118/N	223	4		200
120	**103**	**1,1**	**1000**	
121	60,71	0,8	1000	500
122	**60**	**0,2**	**10000**	**2000**
123	56	12,2		500
124	**56**	**19,3**		**250**
128/A	103	2,3	1000	200
128/V	**103**	**2,3**		**200**
130/A	101,112,115	1,4	1000	200
130/V	**101,112,115**	**1,3**	**1000**	**200**
131/A	102	1,2	1000	200
131/V	**102**	**1,2**	**1000**	**200**
132/A	102	2,6	1000	200
132/V	**102**	**2,7**	**1000**	**200**
133/A	112	2,4	1000	200
133/V	**112**	**2,4**	**1000**	**200**
134	51,88	2,1		200
135/V	**31**	**1,5**	**1000**	**200**
136/A	39	0,9	1000	200
136/V-CVD	**39**	**2,7**	**1000**	**200**
136/V-SVD	39	0,8	1000	200
137/CVD	**51,79,87**	**4,1**	**1000**	**200**
137/SVD	51,79,87	2,3	1000	200
138/CVD	**51,79,87**	**5,9**	**1000**	**200**
138/SVD	51,79,87	4	1000	200
139/A	**127,133,136**	**1,3**	**1000**	
139/V	127,133,136	1,3	1000	
140	**52**	**5,7**	**1000**	**200**
140/C	52	9,1	500	200
142	**52**	**5,2**	**1000**	**200**
142/FAU	52	5,2	1000	200
142/MAU	**52**	**12,2**	**500**	**200**
143	52	9,9		200
144	**36**	**4,7**		**200**
144/S	36	10		200
146	**52**	**7,9**		**200**
147/F	50	9,9		200
147/M	**50**	**10,8**		**200**
170	65	14,4		200

Articolo Article	Pagina Page	g		
174/C	**62**	**22,2**		**100**
174/S	62	15,5		200
175/C	**62**	**22,1**		**100**
175/S	62	15,5		200
179	**83**	**12,6**		**100**
179/FF	83	15,1		100
180/D-FF	**83**	**14,1**		**200**
180/D-FR	83	13,8		200
184/D-FF	**83**	**14,6**		**200**
184/D-FR	83	14,3		200
189	**83**	**10,8**		**100**
189/CM	83	12,1		100
189/FF	**83**	**13,3**		**100**
190	31	11		200
190/H	**31**	**10,2**		**200**
190/V	31	11,1		200
196/C	**62**	**23**		**100**
196/S	62	16,4		200
197/C	**62**	**23,1**		**100**
197/S	62	16,6		200
203-21	**199**	**28,5**		**100**
203-21/SB	199	75,8		20
203-21/SB-150	**199**	**77,6**		**20**
203-21/SC	200	76,9		20
203-21/SC-150	**200**	**79,3**		**20**
203-21/SD	200	74,4		20
203-21/SG-70	**200**	**75**		**20**
203-21/SQ-150	201	77,5		20
203-21/SG-150	**200**	**77,5**		**20**
203-21/SQ-70	201	74,8		20
204	**214**	**28**		**100**
204/SA	214	73,4		20
204/SA-TF	**214**	**72,2**		**20**
204/SB	214	74,8		20
204/SB-TF	**214**	**73,6**		**20**
204/SC	214	75,9		20
204/SC-TF	**214**	**74,7**		**20**
204/SD	215	73,4		20
204/SD-TF	**215**	**72,2**		**20**
204/SG	215	74		20
204/SG-TF	**215**	**72,8**		**20**
204/SQ	215	73,8		20
204/SQ-TF	**215**	**72,6**		**20**
204/ST	215	68		20
204/ST-TF	**215**	**66,8**		**20**
204/SX	215	67,4		20
204/SX-TF	**215**	**66,2**		**20**
204/SZ	215	70,9		20
204/SZ-TF	**215**	**69,7**		**20**
204/TF	214	27,4		100
205	**201**	**52,5**		**50**
205/SE-70	202	122,5		20
205/SE-150	**202**	**125**		**20**
206	216	25,8		100
206/SA	**216**	**69**		**20**
206/SA-TF	216	67,8		20
206/SB	**216**	**70,4**		**20**
206/SB-TF	216	69,2		20
206/SC	**216**	**71,5**		**20**
206/SC-TF	216	70,3		20
206/SD	**217**	**69**		**20**
206/SD-TF	217	67,8		20

MADE IN ITALY - ALL RIGHTS RESERVED

AAG STUCCHI
Essential for lighting

INDICE INDEX

Articolo Article	Pagina Page	g		
206/SG	**217**	**69,6**		**20**
206/SG-TF	217	68,4		20
206/SH	**217**	**69**		**20**
206/SH-TF	217	67,8		20
206/SM	**217**	**69,9**		**20**
206/SM-TF	217	68,7		20
206/SMF	**217**	**69,9**		**20**
206/SMF-TF	217	68,7		20
206/SX	**218**	**63**		**20**
206/SX-TF	218	61,8		20
206/SZ	**217**	**66,5**		**20**
206/SZ-TF	217	65,3		20
206/TF	**216**	**25,2**		**100**
208	219	53,3		50
208/TF	**219**	**54,4**		**50**
210	219	61		50
210/TF	**219**	**65,4**		**50**
211-21	202	17,3		100
211-21/SB	**202**	**24,1**		**100**
211-21/SC	202	24,1		100
211-21/SD	**202**	**29**		**100**
211/SB-TF	219	22,6		100
211/SB-TF-1,5	**219**	**24,8**		**100**
211/SC-TF	219	22,6		100
211/SC-TF-1,5	**219**	**24,8**		**100**
211/TF	219	15,8		100
211/TF-1,5	**219**	**18**		**100**
212	224	5,2		500
212/A	**224**	**5,2**		**500**
212/A-TF-FEP	224	4,9		500
212/L	**224**	**4,8**		**500**
212/L-TF-FEP	224	4,5		500
212/TF-FEP	**224**	**4,9**		**500**
214	225	4,9		200
214/C	**225**	**5**		**200**
214/C-TF-FEP	225	4,1		200
214/TF-FEP	**225**	**4**		**200**
215	225	6,2		200
215/C	**225**	**6,4**		**200**
215/C-TF-FEP	225	5,5		200
215/SM	**225**	**5,7**		**200**
215/SM-TF-FEP	225	4,8		200
215/SMC	**225**	**5,8**		**200**
215/SMC-TF-FEP	225	4,9		200
215/TF-FEP	**225**	**5,3**		**200**
216	225	8,5		200
216/TF	**225**	**7,8**		**200**
216/TF-FEP	225	7,6		200
217	**230**	**11,2**		**200**
217-2	229	11,2		200
217-2/TF	**229**	**10,5**		**200**
217-2/TF-FEP	229	10,3		200
217/TF	**230**	**10,5**		**200**
217/TF-FEP	230	10,3		200
218	**226**	**9,2**		**200**
218/G4	225	9,2		200
218/G4-S	**225**	**10,2**		**200**
218/G4-S-TF	225	9,5		200
218/G4-S-TF-FEP	**225**	**9,3**		**200**
218/G4-TF	225	8,6		200
218/G4-TF-FEP	**225**	**8,3**		**200**
218/G6,35	230	9,2		200

Articolo Article	Pagina Page	g		
218/G6,35-S	**230**	**10,2**		**200**
218/G6,35-S-TF	230	9,5		200
218/G6,35-S-TF-FEP	**230**	**9,3**		**200**
218/G6,35-TF	230	8,6		200
218/G6,35-TF-FEP	**230**	**8,3**		**200**
218/S	226	10,2		200
218/S-TF	**226**	**9,5**		**200**
218/S-TF-FEP	226	9,3		200
218/SA	**226**	**10,4**		**200**
218/SA-TF	226	9,8		200
218/SA-TF-FEP	**226**	**9,5**		**200**
218/SB	226	11,3		200
218/SB-TF	**226**	**10,6**		**200**
218/SB-TF-FEP	226	10,4		200
218/SC	**226**	**11,3**		**200**
218/SC-TF	226	10,6		200
218/SC-TF-FEP	**226**	**10,4**		**200**
218/TF	226	8,6		200
218/TF-FEP	**226**	**8,3**		**200**
218/X	226			
218/X-S	**226**			
218/X-S-TF	226			
218/X-S-TF-FEP	**226**			
218/X-TF	226			
218/X-TF-FEP	**226**			
218/Y	226	9,1		200
218/Y-S	**226**	**10**		**200**
218/Y-S-TF	226	9,4		200
218/Y-S-TF-FEP	**226**	**9,1**		**200**
218/Y-TF	226	8,5		200
218/Y-TF-FEP	**226**	**8,2**		**200**
219	229	9,5		200
219/R	**228**	**9,4**		**200**
219/TF	229	8,9		200
219/TF-FEP	**229**	**8,6**		**200**
219/X	229	9,7		200
219/X-TF	**229**	**9,1**		**200**
219/X-TF-FEP	229	8,8		200
220	**229**	**15**		**200**
220/TF	229	14,4		200
220/TF-FEP	**229**	**14,1**		**200**
223	228	13,3		200
223/GU5,3	**229**	**14,5**		**200**
223/GU5,3-TF	229	13,8		200
223/GU5,3-TF-FEP	**229**	**13,6**		**200**
223/L	228	12,9		200
223/L-GU5,3	**229**	**14,1**		**200**
223/L-GU5,3-TF	229	13,5		200
223/L-GU5,3-TF-FEP	**229**	**13,2**		**200**
223/L-TF	228	12,3		200
223/L-TF-FEP	**228**	**12**		**200**
223/TF	228	12,6		200
223/TF-FEP	**228**	**12,4**		**200**
224	227	7,7		200
224/C8	**227**	**11**		**200**
224/C8-TF	227	10,4		200
224/C8-TF-FEP	**227**	**10,1**		**200**
224/C10	227	10,9		200
224/C10-TF	**227**	**10,3**		**200**
224/C10-TF-FEP	227	10		200
224/GU4	**228**	**9,4**		**200**
224/GU4-S	228	10,2		200

Articolo Article	Pagina Page	g		
224/GU4-S-TF	**228**	**9,6**		**200**
224/GU4-S-TF-FEP	228	9,3		200
224/GU4-TF	**228**	**8,7**		**200**
224/GU4-TF-FEP	228	8,5		200
224/GU5,3	**230**	**10**		**200**
224/GU5,3-S	230	10,8		200
224/GU5,3-S-TF	**230**	**10,1**		**200**
224/GU5,3-S-TF-FEP	230	9,9		200
224/GU5,3-TF	**230**	**9,3**		**200**
224/GU5,3-TF-FEP	230	9,1		200
224/L8	**227**	**11,7**		**200**
224/L8-TF	227	11,1		200
224/L8-TF-FEP	**227**	**10,8**		**200**
224/L10	227	11,5		200
224/L10-TF	**227**	**10,9**		**200**
224/L10-TF-FEP	227	10,6		200
224/TF	**227**	**7,1**		**200**
224/TF-FEP	227	6,8		200
224/X	**227**	**7,8**		**200**
224/X-TF	227	7,2		200
224/X-TF-FEP	**227**	**6,9**		**200**
225	227	8,3		200
225/TF	**227**	**7,7**		**200**
225/TF-FEP	227	7,4		200
225/X	**227**	**8,4**		**200**
225/X-TF	227	7,8		200
225/X-TF-FEP	**227**	**7,5**		**200**
226	222	18,8		200
226/DS	**222**	**21,3**		**200**
226/DT	222	18,3		200
226/TF	**222**	**18**		**200**
226/TF-FEP	222	17,7		200
226/Z	**222**	**17,8**		**200**
226/Z-DS	222	20,4		200
226/Z-DT	**222**	**17,4**		**200**
226/Z-TF	222	17,1		200
226/Z-TF-FEP	**222**	**16,8**		**200**
227	220	24,6		100
227/S	**220**	**25,7**		**100**
227/S-SF	220	23,2		100
227/S-TF	**220**	**25,4**		**100**
227/SF	220	22,1		100
227/TF	**220**	**24,3**		**100**
228/C	62	20,8		100
228/C-SN	**62**	**20,7**	**250**	**100**
228/S	62	14,8		200
228/S-SN	**62**	**14,7**	**500**	**200**
229/C	62	20,6		100
229/C-SN	**62**	**20,5**		**100**
229/S	62	14,6		200
229/S-SN	**62**	**14,5**		**200**
243	60	10,4	500	200
243/112	**58**	**0,1**	**1000**	
243/C	60	14,7	500	200
245/C	**64**	**16**	**250**	**100**
245/C-SN	64	16	250	100
245/CL	**64**	**14,3**		**100**
245/CL-SN	64	14,3		100
245/CP	**64**	**14,1**		**100**
245/CP-SN	64	14		100
245/CV	**64**	**13,8**		**100**
245/CV-SN	64	13,7		100

MADE IN ITALY - ALL RIGHTS RESERVED

INDICE INDEX

Articolo Article	Pagina Page	g		
245/S	**64**	**9,5**	**500**	**200**
245/S-SN	64	9,4	500	200
246/C	**61**	**12,4**		**200**
246/S	61	8,4	500	200
247/CA	**59**	**16,7**		**100**
247/CL	59	17,1	500	100
247/CP	**59**	**17,1**	**500**	**100**
247/SHO	59	12,7	500	100
248/CA	**59**	**15,5**	**500**	**100**
248/CL	59	15,9	500	100
248/CP	**59**	**15,9**	**500**	**100**
248/S	59	11,5	500	100
249/C	**65**	**13,7**	**250**	**100**
249/C-SN	65	13,7	250	100
249/S	**65**	**7,4**	**500**	**200**
249/S-SN	65	7,4	500	200
249/S-SN-32	**64**	**7,7**	**500**	**200**
249/TC	65	13,8	250	100
249/TC-SN	**65**	**13,7**	**250**	**100**
249/TCR	65	10,2	500	200
249/TCR-SN	**65**	**10,2**	**500**	**200**
249/TD	64	7,3	500	200
249/TD-SN	**64**	**7,4**	**500**	**200**
249/TDF	65	7,6	500	200
249/TS	**65**	**7,5**	**500**	**200**
249/TS-SN	65	7,4	500	200
250/111	**67**	**0,3**	**1000**	
250/C	66	11,3	500	200
250/S	**66**	**7,9**	**500**	**200**
251/C	61	10,6	500	200
251/S	**61**	**6,9**	**500**	**200**
252-H/S	63	7,6	500	200
252-H/S-SN	**63**	**7,5**	**500**	**200**
252/S	63	7,9	500	200
252/S-SN	**63**	**7,8**	**500**	**200**
253/C	60	11,2	250	200
253/S	**60**	**7,5**	**500**	**200**
254/C	62	14,6	250	100
254/C-SN	**62**	**14,5**	**250**	**100**
254/S	62	8,3	500	200
254/S-SN	**62**	**8,3**	**500**	**200**
254/TC	62	14,6	250	100
254/TC-SN	**62**	**14,5**	**250**	**100**
254/TS	62	8,4	500	200
254/TS-SN	**62**	**8,2**	**500**	**200**
255/C	66	11,1	500	200
255/C-13	**66**	**11,2**	**500**	**200**
255/CA	66	11,1	500	200
255/S	**66**	**7**	**500**	**200**
255/S-13	66	7,5	500	200
255/SA	**66**	**7**	**500**	**200**
256/S	39	2,6	500	200
256/SA	**39**	**2,7**	**500**	**200**
257	54	21		100
257/C	**58**	**31,1**		**100**
257/S	58	27		100
258	**56**	**4,9**	**500**	**100**
258/48	58	10,1	500	100
258/48/C	**58**	**14,2**	**500**	**100**
258/53	58	10,1	500	100
258/53/C	**58**	**14,2**	**500**	**100**
258/58	58	10,1	500	100
258/58/C	**58**	**14,2**	**500**	**100**
259/D	56	6,6	500	100
259/D-25	**66**	**11,7**	**500**	**100**
259/DC-25	66	15,8	500	100
259/S	**56**	**6,6**	**500**	**100**
259/S-25	66	11,7	500	100
260	**41**	**3,4**	**1000**	**500**
261	37	2,7	1000	500
261/R	**37**	**2,6**	**1000**	**500**
263	36	3,8	1000	500
263/T	**36**	**4,9**		**500**
264	40	7,8		500
265	**41**	**3,3**	**1000**	**500**
266/FAU	37	3,9	1000	500
266/MAU	**37**	**4,4**	**1000**	**500**
267	43	4,3	1000	500
268	**41**	**3,6**	**1000**	**500**
268/F	41	3,6	1000	500
268/N	**41**	**3,6**	**1000**	**500**
269	40	2,7	1000	500
270/S-10	**68**	**6,5**	**500**	**200**
270/S-13	68	6,4	500	200
271/S	**68**	**6,7**	**500**	**200**
272/S	61	7,3	500	200
273/S	**68**	**5,4**	**1000**	**200**
282/FAU	37	2,9	1000	500
282/MAU	**37**	**3,3**	**1000**	**500**
283	42	3,2	1000	500
284	**43**	**3,3**	**1000**	**500**
284/B	43	3,2	1000	500
285/FAU	**37**	**2,9**	**1000**	**500**
285/FD	36	2,7	1000	500
285/MAU	**37**	**3,4**	**1000**	**500**
285-Z/S	43	9,1	500	
285-Z/S-SN	**43**	**9,1**	**500**	
286	43	4,8	1000	500
287	**43**	**4,8**	**1000**	**500**
288	36	3,2	1000	500
288/FAU	**38**	**3,2**	**1000**	**500**
288/MAU	38	6,6	500	200
289/25	**41**	**4**	**1000**	
289/30	41	4,4	1000	
289/36	**41**	**4,8**	**1000**	
289/F-25	41	4	1000	
289/F-30	**41**	**4,4**	**1000**	
289/F-36	41	4,8	1000	
289/N-25	**41**	**4**	**1000**	
289/N-30	41	4,3	1000	
289/N-36	**41**	**4,7**	**1000**	
290/A-FF	28	4,8		200
290/A-FR	**28**	**4,7**		**200**
290/V-FF	28	4,8		200
290/V-FR	**28**	**4,7**		**200**
305	204	64,1		20
305/DS	**204**	**67**		**20**
305/DTT	204	62,6		20
305/S	**204**	**65,7**		**20**
305/S-DS	204	68,6		20
305/S-DTT	**204**	**64,2**		**20**
309-2	205	65,5		50
309-2/S	**205**	**66,5**		**50**
310-1/VA	206	31,2		50
310-1/VE	**207**	**30,8**		**50**
310-1/VI	207	33		50
310-2/VE	**204**	**30,8**		**50**
310-2/VI	204	33,1		50
310-3/VA	**207**	**30,6**		**50**
310-3/VE	207	30,4		50
310-3/VI	**207**	**31,9**		**50**
315/F	205	96,8		20
315/MD	**205**	**98,3**		**20**
320	205	195,6		10
320/SY	**205**	**187,4**		**10**
340/F	50	7,2		200
340/FAU	**53**	**7,2**	**1000**	**200**
340/FAU/16	53	11,7	500	200
340/FD	**51**	**7,3**		**200**
340/M	50	8,1	1000	200
340/MAU	**53**	**8**	**1000**	**200**
341/F	50	11,7		200
341/FAU	**53**	**11,4**		**200**
341/MAU	53	12,6		200
343/FAU	**55**	**5,1**	**1000**	**200**
343/FAU-26	55	5	1000	200
343/FD	**51**	**4,7**	**1000**	**200**
343/MAU	55	5,8	1000	200
343/MAU-26	**55**	**5,8**	**1000**	**200**
344/FAU-26	55	8,9	500	200
344/MAU-26	**55**	**9,7**	**500**	**200**
345/F	50	5,2	1000	200
345/FAU	**57**	**5,2**	**1000**	**200**
345/FD	51	5,2	1000	200
345/MAU	**57**	**6,1**	**1000**	**200**
346/F	50	9,2	500	200
346/FAU	**57**	**9,2**	**500**	**200**
346/MAU	57	10	500	200
347/F	**50**	**6,1**	**1000**	**200**
347/FAU	53	6	1000	200
347/M	**50**	**6,9**	**1000**	**200**
347/MAU	53	7	1000	200
348/F	**50**	**10**		**200**
348/FAU	53	10	500	200
348/MAU	**53**	**10,8**	**500**	**200**
349/FAU	53	10,5	500	200
349/MAU	**53**	**11,3**	**500**	**200**
350/FAU-9,5	57	5,7	1000	200
350/MAU-9,5	**57**	**6,5**	**1000**	**200**
350/FAU-10,5	55	5,9	1000	200
350/MAU-10,5	**55**	**6,7**	**1000**	**200**
350/FAU-13	54	6,4	1000	200
350/MAU-13	**54**	**7,1**	**1000**	**200**
352/FAU	55	6,2	1000	200
352/FAU-48	**55**	**8,2**	**500**	**200**
352/MAU	55	7	1000	200
352/MAU-48	**55**	**9**	**500**	**200**
401/V	113	11,4	500	200
401/VL	**113**	**11,2**	**500**	**200**
402/A	115	9,2	500	200
402/B	**115**	**10,2**		**200**
402/L	113	11,5	500	200
402/LD	**113**	**11,4**	**500**	**200**
402/VA	115	10,2	500	200
402/VP	**115**	**9,1**	**500**	**200**
403/LR	114	9,4	500	200

MADE IN ITALY - ALL RIGHTS RESERVED

AAG STUCCHI
Essential for lighting

INDICE INDEX

Articolo Article	Pagina Page	g		
403/VI	**116**	**9**	**500**	**200**
403/VL	114	10,5	500	200
404/BU	**115**	**13,6**	**500**	**200**
406/V	111	11,9		200
406/VL	**111**	**11,8**		**200**
411/AU	95	5,3	1000	200
411/BU	**95**	**5,4**	**1000**	**200**
411/V	95	5,5	1000	200
412-Y/AU	**96**	**7,9**		**200**
412-Y/BU	96	7,7		200
412-Y/V	**96**	**8,1**		**200**
412/AU	95	7,9	1000	200
412/BU	**95**	**7,6**	**1000**	**200**
412/V	95	8	1000	200
413/AU	**96**	**6,5**	**1000**	**200**
413/AU-T	96	7	1000	200
413/BU	**96**	**6,4**	**1000**	**200**
413/BU-T	96	6,9	1000	200
413/V	**96**	**6,5**		**200**
413/V-T	96	7		200
414/AU	**97**	**7**		**200**
414/BU	97	7		200
414/V	**97**	**7**		**200**
415/AU	97	7,3	1000	200
415/BU	**97**	**7,1**	**1000**	**200**
415/V	97	7,4	1000	200
416/AU	**97**	**7,6**	**1000**	**200**
416/BU	97	7,4	1000	200
416/V	**97**	**7,7**	**1000**	**200**
422/A-d1	122	13,4	500	200
422/A-d1-X	**125**	**12,9**	**500**	**200**
422/A-d2	122	13,3	500	200
422/A-d2-X	**125**	**13,7**	**500**	**200**
422/A-d3	122	13,7	500	200
422/A-d3-X	**125**	**13,7**	**500**	**200**
422/A-q1	128	15,9	500	200
422/A-q1-X	**131**	**16,2**		**200**
422/A-q2	128	16,3	500	200
422/A-q2-X	**131**	**16,2**	**500**	**200**
422/A-q3	128	16,3	500	200
422/A-q3-X	**131**	**16,2**	**500**	**200**
422/A-q3-4-X	136	15,9	500	200
422/A-q4-X	**131**	**16,1**	**500**	**200**
422/A-q5-X	131	17,1		200
422/A-q6-X	**131**	**17,1**		**200**
422/A-q7-X	131	17,1		200
422/L-d1	**125**	**9,8**	**500**	**200**
422/L-d1-T	125	11	500	
422/L-d2	**125**	**9,8**	**500**	**200**
422/L-d2-T	125	11	500	
422/L-d3	**125**	**9,8**	**500**	**200**
422/L-d3-T	125	11	500	
422/L-q1	**131**	**10,7**	**500**	**200**
422/L-q1-T	131	12	500	
422/L-q2	**131**	**10,8**	**500**	**200**
422/L-q2-T	131	12	500	
422/L-q3	**131**	**10,7**	**500**	**200**
422/L-q3-T	131	12	500	
422/L-q3-4	**137**	**10,7**	**500**	**200**
422/L-q3-4-T	137	11,9	500	
422/L-q4	**131**	**10,7**	**500**	**200**
422/L-q4-T	131	12	500	

Articolo Article	Pagina Page	g		
422/L-q5	**131**	**11,8**		**200**
422/L-q5-T	131	13		200
422/L-q6	**131**	**11,8**		**200**
422/L-q6-T	131	13		200
422/L-q7	**131**	**11,8**		**200**
422/L-q7-T	131	13		200
422/LD-d1	**125**	**9,6**	**500**	**200**
422/LD-d1-T	125	10,8	500	
422/LD-d2	**125**	**9,7**	**500**	**200**
422/LD-d2-T	125	10,9	500	
422/LD-d3	**125**	**9,7**	**500**	**200**
422/LD-d3-T	125	10,9	500	
422/LD-q1	**131**	**10,7**	**500**	**200**
422/LD-q1-T	131	12	500	
422/LD-q2	**131**	**10,7**	**500**	**200**
422/LD-q2-T	131	12	500	
422/LD-q3	**131**	**10,7**	**500**	**200**
422/LD-q3-T	131	12	500	
422/LD-q3-4	**137**	**10,7**	**500**	**200**
422/LD-q3-4-T	137	12	500	
422/LD-q4	**131**	**10,7**	**500**	**200**
422/LD-q4-T	131	12	500	
422/LD-q5	**131**	**11,7**		**200**
422/LD-q5-T	131	13		200
422/LD-q6	**131**	**11,7**		**200**
422/LD-q6-T	131	13		200
422/LD-q7	**131**	**11,7**		**200**
422/LD-q7-T	131	13		200
422/V-d1	**123**	**9,7**	**500**	**200**
422/V-d1-T	123	10,9		200
422/V-d2	**123**	**9,7**	**500**	**200**
422/V-d2-T	123	10,9	500	
422/V-d3	**123**	**9,8**	**500**	**200**
422/V-d3-T	123	11	500	
422/V-q1	**130**	**10,7**	**500**	**200**
422/V-q1-T	130	11,9	500	
422/V-q2	**130**	**10,7**	**500**	**200**
422/V-q2-T	130	12	500	
422/V-q3	**130**	**10,7**	**500**	**200**
422/V-q3-T	130	12	500	
422/V-q3-4	**134**	**10,7**	**500**	**200**
422/V-q3-4-T	134	12	500	
422/V-q4	**130**	**10,7**	**500**	**200**
422/V-q4-T	130	12	500	
422/V-q5	**130**	**11,7**		**200**
422/V-q5-T	130	12,9		200
422/V-q6	**130**	**11,8**		**200**
422/V-q6-T	130	13		200
422/V-q7	**130**	**11,7**		**200**
422/V-q7-T	130	12,9		200
422/VA-d1	**122**	**14,4**	**500**	**200**
422/VA-d2	122	14,5	500	200
422/VA-d3	**122**	**14,5**	**500**	**200**
422/VA-q1	128	16,2	500	200
422/VA-q2	**128**	**17,7**	**500**	**200**
422/VA-q3	128	17,8	500	200
422/VP-d1	**124**	**13,4**	**500**	**200**
422/VP-d2	124	13,3	500	200
422/VP-d3	**124**	**13,3**	**500**	**200**
422/VP-q1	131	17,4	500	200
422/VP-q2	**131**	**16,1**	**500**	**200**
422/VP-q3	131	16,1	500	200

Articolo Article	Pagina Page	g		
422/VP-q3-4	**136**	**15,9**	**500**	**200**
422/VP-q4	131	16	500	200
422/VP-q5	**131**	**18,3**		**200**
422/VP-q6	131	17		200
422/VP-q7	**131**	**17**		**200**
423/BU-d1	126	16,3	500	100
423/BU-d2	**126**	**16,3**	**500**	**100**
423/BU-d3	126	16,3	500	100
423/BU-q1	**132**	**15,9**		**100**
423/BU-q2	132	16		100
423/BU-q3	**132**	**16,1**		**100**
423/BU-q3-4	137	16		100
423/BU-q4	**132**	**16**		**100**
423/BU-q5	132	16,8		100
423/BU-q6	**132**	**16,9**		**100**
423/BU-q7	132	17		100
423/H-q1	**132**	**13,4**	**500**	**100**
423/H-q2	132	13,5	500	100
423/H-q3	**132**	**13,5**	**500**	**100**
423/H-q3-4	138	13,5	500	100
423/H-q4	**132**	**13,5**	**500**	**100**
423/H-q5	132	14,3		100
423/H-q6	**132**	**14,4**		**100**
423/H-q7	132	14,4		100
423/L-d1	**126**	**12,3**	**500**	**100**
423/L-d2	126	12,3	500	100
423/L-d3	**126**	**11,9**	**500**	**100**
423/L-q1	132	14,5	500	100
423/L-q2	**132**	**14,6**	**500**	**100**
423/L-q3	132	14,3	500	100
423/L-q3-4	**138**	**14,3**	**500**	**100**
423/L-q4	132	14,5		100
423/L-q5	**132**	**15,4**		**100**
423/L-q6	132	15,5		100
423/L-q7	**132**	**15,2**		**100**
423/LD-d1	126	12,1	500	100
423/LD-d2	**126**	**12,4**	**500**	**100**
423/LD-d3	126	12,4	500	100
423/LD-q1	**132**	**14,5**	**500**	**100**
423/LD-q2	132	14,6	500	100
423/LD-q3	**132**	**14,6**	**500**	**100**
423/LD-q3-4	138	14,3		100
423/LD-q4	**132**	**14,6**	**500**	**100**
423/LD-q5	132	15,4		100
423/LD-q6	**132**	**15,5**		**100**
423/LD-q7	132	15,5		100
423/LR-d1	**127**	**11**	**500**	**100**
423/LR-d2	127	11	500	100
423/LR-d3	**127**	**11**	**500**	**100**
423/LR-q1	133	13,8	500	100
423/LR-q2	**133**	**13,8**	**500**	**100**
423/LR-q3	133	13,8	500	100
423/LR-q3-4	**138**	**13,8**	**500**	**100**
423/LR-q4	133	13,8	500	100
423/LR-q5	**133**	**14,7**		**100**
423/LR-q6	133	14,7		100
423/LR-q7	**133**	**14,7**		**100**
423/V-d1	126	12,7	500	100
423/V-d2	**126**	**12,7**	**500**	**100**
423/V-d3	126	12,7	500	100
423/V-q1	**132**	**15,1**	**500**	**100**
423/V-q2	132	15,2	500	100

MADE IN ITALY - ALL RIGHTS RESERVED

INDICE INDEX

Articolo Article	Pagina Page	g		
423/V-q3	**132**	**14,8**	**500**	**100**
423/V-q3-4	137	14,4	500	100
423/V-q4	**132**	**15,1**	**500**	**100**
423/V-q5	132	15,9		100
423/V-q6	**132**	**16,1**		**100**
423/V-q7	132	15,7		100
431/L-q1	**111**	**19**		**100**
431/V-q1	111	18,9		100
441/AU	**105**	**17,2**	**500**	**100**
441/AU/16	105	22,3		100
441/BU	**105**	**15,1**	**500**	**100**
441/LR	106	16,2	500	100
441/V	**104**	**15,9**	**500**	**100**
441/V/16	104	21,2		100
442/AU	**105**	**18,7**	**500**	**100**
442/LR	106	17	500	100
442/V	**104**	**18,1**	**500**	**100**
443/A	106	18,4	500	100
443/AU	**105**	**19**	**500**	**100**
443/VA	104	18,6	500	100
444/AU	**105**	**10,6**	**500**	**100**
444/VA	104	10,4	500	100
444/VAZ	**104**	**10,5**	**500**	**100**
451/B	102	12,7	500	100
451/BU	**101**	**13,5**		**100**
451/FA	101	15		100
451/L	**101**	**15,4**	**500**	**100**
451/LD	101	15,4	500	100
451/LR	**101**	**14,3**	**500**	**100**
451/V	101	13,9	500	100
451/VI	**102**	**12,7**	**500**	**100**
456/FA	102	14,6		100
461/L-3	**103**	**26,6**		**50**
461/L-3/16	103	32		50
461/V-3	**103**	**26,9**		**50**
461/V-3/16	103	32,3		50
480-1/5,8	**98**	**10,5**		**200**
480-1/5,8-CM	98	10,7		200
480-1/9,8	**98**	**10,6**		**200**
480-1/9,8-CM	98	10,9		200
490	**133**	**0,9**	**500**	**100**
492	133	1	500	100
516/B	**232**	**9,7**	**500**	**100**
516/N	232	9,9	500	100
535/B	**233**	**31,1**		**100**
535/N	233	31,1		100
538/A	**233**	**41,7**		**100**
538/M	233	41,7		100
540/B	**233**	**34,2**		**100**
540/N	233	34,2		100
562/CT-B	**232**	**21**		**200**
562/CT-N	232	20,8		200
562/ST-B	**232**	**17,1**		**200**
562/ST-N	232	16,4		200
586/CT-B	**232**	**33,8**		**50**
586/CT-N	232	33,7		50
595/CT-B	**234**	**82,2**		**20**
595/CT-BC	234	208,2	1	
595/CT-N	**234**	**82,2**		**20**
595/CT-NC	234	208,2	1	
595/ST-B	**234**	**74,6**		**20**
595/ST-N	234	74,6		20
597/CT-B	**234**	**91,5**		**20**
597/CT-BC	234	217,5	1	
597/CT-N	**234**	**91,4**		**20**
597/CT-NC	234	217,4	1	
597/ST-B	**234**	**82,8**		**20**
597/ST-N	234	82,7		20
598/CT-B	**234**	**137,1**		**20**
598/CT-BC	234	263,1	1	
598/CT-N	**234**	**133,6**		**20**
598/CT-NC	234	259,6	1	
598/ST-B	**234**	**125,2**		**20**
598/ST-N	234	121,7		20
599/B	**235**	**139,1**		**10**
599/IB	235	292,1	1	
599/IN	**235**	**292,1**	**1**	
599/KB	235	308,1	1	
599/KN	**235**	**308,1**	**1**	
599/N	235	139,1		10
645	**165**	**3,8**	**1000**	**200**
646/A	166	11,4	500	200
646/A/43	**166**	**12,7**	**500**	**200**
646/A/44	166	12	500	200
647	**153**	**12,9**	**500**	
648	153	32,7	250	
649	**155**	**29,6**	**250**	
649/SP-2P	154	25,1	250	
649/T	**154**	**29**	**250**	
650	155	42,3		250
650/CB	**155**	**51,2**		**250**
650/CB-SP-2P	154	44,1		250
650/SP-2P	**154**	**35,1**		**250**
650/T	155	42,3		250
650/T-CB	**155**	**51,2**		**250**
651/A	156	11,1	500	200
651/A-ST	**156**	**9,3**		**200**
651/V	156	11,2	500	200
651/V-ST	**156**	**9,5**	**500**	**200**
652/A	157	23,8	250	100
652/V	**157**	**23,7**	**250**	**100**
653/A	158	14,8	500	200
653/A-ST	**158**	**12,9**	**500**	**200**
653/V	158	14,8	500	200
653/V-ST	**158**	**13**	**500**	**200**
654/A	158	30,9	250	100
654/V	**158**	**31**	**250**	**100**
655/TF-55	153	19,9		200
656	**153**	**28,3**		**200**
657/105	186	12,4		200
658/105	**186**	**12,9**		**200**
659/105	184	8,4		200
660/105	**184**	**8,6**		**200**
661/A	159	18,3	500	200
661/A-ST	**159**	**16,5**	**500**	**200**
661/V	159	18,4	500	200
661/V-ST	**159**	**16,8**	**500**	**200**
662/A	159	38,3	250	100
662/V	**159**	**38,2**	**250**	**100**
664/A	167	10,7	500	200
664/A-26	**167**	**10,8**	**500**	**200**
666/A	167	10,6	500	200
666/A-26	**167**	**10,6**	**500**	**200**
671/A	168	15,1	500	200
671/A/43	**168**	**16,2**	**500**	**200**
671/A/44	168	15,6	500	200
673/A	**176**	**11**	**500**	**200**
673/A-ST	176	8,6	500	200
673/AR	**176**	**14,9**		**200**
673/V	176	11,7	500	200
673/V-ST	**176**	**9,1**	**500**	**200**
673/VR	176	15,5		200
674/A	**177**	**11,1**	**500**	**200**
674/A-ST	177	8,7	500	200
674/AR	**177**	**14,9**	**500**	**200**
674/V	177	11,3	500	200
674/V-ST	**177**	**8,9**		**200**
674/VR	177	15,1		200
675/A	**180**	**17,6**	**500**	**200**
675/A-ST	179	15,2	500	200
675/AR	**180**	**21,5**		**200**
675/V	180	17,5	500	200
675/V-ST	**179**	**15**	**500**	**200**
675/VR	180	21,4	500	200
676/A	**178**	**11**	**500**	**200**
676/A-ST	178	8,6	500	200
676/AR	**178**	**14,9**		**200**
676/V	178	11,1	500	200
676/V-ST	**178**	**8,8**	**500**	**200**
676/VR	178	15		200
678/A	**180**	**17,7**	**500**	**200**
678/A-ST	180	15,3	500	200
678/AR	**180**	**21,5**	**500**	**200**
678/V	180	17,6		200
678/V-ST	**180**	**15,7**		**200**
678/VR	180	21,4		200
679/A	**179**	**14**	**500**	**200**
679/A-ST	179	11,6		200
679/AR	**179**	**17,8**	**500**	**200**
679/V	179	14,1	500	200
679/V-ST	**179**	**11,8**	**500**	**200**
679/VR	179	18	500	200
682	**165,172**	**7,2**		**200**
682/A	172	7,6	1000	200
682/V	**172**	**7,5**		**200**
683/A	174	14,2	500	200
683/A-ST	**174**	**11,8**	**500**	**200**
683/AR	174	18,1		200
683/V	**174**	**14,3**		**200**
683/V-ST	174	12,1	500	200
683/VR	**174**	**18,2**		**200**
684/AM	175	18	500	200
684/AM-ST	**175**	**15,6**	**500**	**200**
685	165,173	9,7	1000	200
685/A	**173**	**10**	**1000**	**200**
685/V	173	10		200
686/AM	**175**	**18**	**500**	**200**
686/AM-ST	175	15,6	500	200
686/V	**175**	**16,6**	**500**	**200**
686/V-ST	174	14,2		200
686/VR	**175**	**20,5**	**500**	**200**
698	166,168,173,177	5,3	1000	200
699/A	**165,167,172,177**	**6,6**	**1000**	**200**
699/V	165,167,172,177	6,4	1000	200
770/26	**72**	**44,9**		**50**
770/38	72	54,7		50

MADE IN ITALY - ALL RIGHTS RESERVED

AAG STUCCHI
Essential for lighting

INDICE INDEX

Articolo Article	Pagina Page	g		
770/50	**72**	**58,4**		**40**
775/38	92	57,6		50
775/50	**92**	**61,3**		**40**
780-1/26	73	41,8		50
780-1/38	**73**	**51,5**		**50**
780-1/50	73	55,2		40
780-2/26	**73**	**41,7**		**50**
780-2/38	73	51,5		50
780-2/50	**73**	**55,2**		**40**
790	145	28,6		50
798	**71,92**	**16,1**		**100**
799	71,92	19,5		100
870/26	**72**	**91,3**		**50**
870/38	72	110,8		50
870/50	**72**	**118,3**		**40**
880-1/26	73	90,5		50
880-1/38	**73**	**110,1**		**50**
880-1/50	73	117,5		40
880-2/26	**73**	**90,5**		**50**
880-2/38	73	110		50
880-2/50	**73**	**117,4**		**40**
902/E	67	22,9		100
902/E-SN	**67**	**22,9**		**100**
907/E	67	22,5		100
907/E-SN	**67**	**22,4**		**100**
908/S	43	9,2		200
908/S-SN	**43**	**9,2**		**200**
950	78	8,1		200
951	**78**	**11,5**		**200**
951/A	79	44,9		50
951/B	**79**	**48,3**		**50**
951/C	79	38,7		50
951/E	**79**	**41,9**		**50**
1016/A	144	2,4	1000	
1016/AP	**144**	**2,5**	**1000**	
1017/V	142	2,4	1000	
1017/VP	**142**	**2,4**	**1000**	
1019	144	2,5	1000	
1019/P	**144**	**2,5**	**1000**	
1115	38	3,1	1000	
1116	**38**	**2,8**	**1000**	
1121	40,45,60	0,3	1000	
1122	**61**	**2**	**1000**	
1128/A	106	4,3	500	100
1128/R	**106**	**4,4**	**500**	**100**
1128/T	106	4,3	500	100
1132/21,5	**107**	**1,7**	**1000**	**200**
1132/24	107	1,7	1000	
1206-L/210	**201,218**	**37**		**50**
1206-L/230	201,218	35		50
1207-S/210	**201,218**	**29,2**		**50**
1207-S/230	201,218	27,3		50
1208-S/210	**218**	**20,2**		**100**
1208-S/230	218	18,8		100
1224/SF	**227**	**2,2**		**500**
1225/SF	227	2,4		500
1226/SF	**222**	**7,1**		**200**
1226/X-SF	203	7,4		200
1226/Z-SF	**222**	**7,1**		**200**
1227-111/C8	221	4,7		500
1227-111/C10	**221**	**4,6**		**500**
1227-111/L8	221	5,4		500
1227-111/L10	**221**	**5,2**		**500**
1227-111/SA	221	2,8		500
1227-111/SB	**221**	**3,6**		**500**
1227-111/SC	221	3,6		500
1227/SF	**221**	**4,6**		**500**
1231-H/S	63	6,2	500	200
1231-H/S-SN	**63**	**6,1**	**500**	**200**
1231-H/S-SN-T8	63	6,2	500	200
1231-H/S-T8	**63**	**6,2**	**500**	**200**
1231-H/ZS	69	6,2	500	
1231-H/ZS-SN	**69**	**6,1**	**500**	
1231-H/ZS-SN-T8	69	6,2	500	
1231-H/ZS-T8	**69**	**6,2**	**500**	
1231/S	63	6,1	500	200
1231/S-SN	**63**	**6,2**	**500**	**200**
1231/S-SN-T8	63	6,2	500	200
1231/S-T8	**63**	**6,2**	**500**	**200**
1231/ZS	69	6,1	500	
1231/ZS-SN	**69**	**6,1**	**500**	
1231/ZS-SN-T8	69	6,2	500	
1231/ZS-T8	**69**	**6,2**	**500**	
1232-H/FAU-9,5	57			
1232-H/MAU-9,5	**57**			
1232-H/FAU-10,5	56			
1232-H/MAU-10,5	**56**			
1232-H/FAU-13	54			
1232-H/MAU-13	**54**			
1232-H/S	65	5,5	500	
1232-H/S-SN	**65**	**5,5**	**500**	
1232-H/Z	69	5,5	500	
1232-H/ZS	**69**	**5,6**	**500**	
1232/FAU-9,5	57			
1232/MAU-9,5	**57**			
1232/FAU-10,5	56			
1232/MAU-10,5	**56**			
1232/FAU-13	54			
1232/MAU-13	**54**			
1232/S	65	5,5	500	
1232/S-SN	**65**	**5,4**	**500**	
1232/Z	69	5,5	500	
1232/ZS	**69**	**5,5**	**500**	
1249/C	64	10,7	250	200
1249/C-SN	**64**	**10,7**	**250**	**200**
1249/S	64	6,2	500	200
1249/S-SN	**64**	**6,2**	**500**	**200**
1249/TC	64	10,7	250	200
1249/TC-SN	**64**	**10,7**	**250**	**200**
1249/TS	64	6,2	500	200
1249/TS-SN	**64**	**6,2**	**500**	**200**
1251-H/S	61	6,1	500	
1251/S	**61**	**6,1**	**500**	
1253-H/S	61	6,5	500	
1253/S	**61**	**6,4**	**500**	
1254-9-H/S	63	7,3	500	
1254-9-H/S-SN	**63**	**7,3**	**500**	
1254-9/S	63	7,3	500	
1254-9/S-SN	**63**	**7,3**	**500**	
1254-12-H/S	63	7,5	500	
1254-12-H/S-SN	**63**	**7,4**	**500**	
1254-12/S	63	7,4	500	
1254-12/S-SN	**63**	**7,3**	**500**	
1254-13-H/S	63	7,5	500	
1254-13-H/S-SN	**63**	**7,4**	**500**	
1254-13/S	63	7,3	500	
1254-13/S-SN	**63**	**7,3**	**500**	
1263	37	4,3	1000	500
1263/U0	**37**	**4,9**		**500**
1263/U90	37	5,2		500
1274/S	**60**	**7,9**	**500**	**200**
1283/15	42	4	1000	
1283/23	**42**	**4,4**	**1000**	
1283/36	42	4,8	1000	
1305	**204**	**18,9**		**200**
1305/DS	204	21,8		200
1305/DTT	**204**	**17,4**		**200**
1305/SF	204	11,6		200
1305/X	**206**	**18,7**		**200**
1305/X-SF	206	11,4		200
1306/SF-14	**203**	**5,3**		**500**
1306/SF-20	203	5,7		500
1345/FAU-9,5	**57**	**4,6**	**1000**	**200**
1345/MAU-9,5	57	5,7	1000	200
1345/FAU-10,5	**55**	**4,7**	**1000**	**200**
1345/MAU-10,5	55	5,6	1000	200
1345/FAU-13	**54**	**4,9**	**1000**	**200**
1345/MAU-13	54	5,8	1000	200
1346/FAU-9,5	**57**	**9**	**500**	**200**
1346/MAU-9,5	57	9,8	500	200
1403/LR	**114**	**8,3**	**500**	**200**
1403/LR-T	114	8,6	500	
1403/VI	**116**	**8,5**	**500**	**200**
1403/VI-T	116	8,8	500	
1403/VL	**114**	**8,9**	**500**	**200**
1403/VL-T	114	9,2	500	
1405/LR	**117**	**8**	**500**	**200**
1405/LR-T	117	8,3	500	
1405/VI	**117**	**8**	**500**	**200**
1405/VI-T	117	8,3	500	
1405/VL	**117**	**7,9**	**500**	**200**
1405/VL-T	117	8,2	500	
1422/V-d1	**123**	**15,1**	**500**	**200**
1422/V-d1-T	123	16,3	500	
1422/V-d2	**123**	**15,1**	**500**	**200**
1422/V-d2-T	123	16,3	500	
1422/V-d3	**123**	**15,1**	**500**	**200**
1422/V-d3-T	123	16,3	500	
1422/V-q1	**130**	**15,8**	**500**	**200**
1422/V-q1-T	130	17,1	500	
1422/V-q2	**130**	**15,8**	**500**	**200**
1422/V-q2-T	130	17,1	500	
1422/V-q3	**130**	**15,8**	**500**	**200**
1422/V-q3-T	130	17,1	500	
1422/V-q3-4	**134**	**15,8**	**500**	**200**
1422/V-q3-4-T	134	17,1	500	
1422/V-q4	**130**	**15,8**	**500**	**200**
1422/V-q4-T	130	17,1	500	
1422/V-q5	**130**	**16,9**		**200**
1422/V-q5-T	130	18,1		200
1422/V-q6	**130**	**16,9**		**200**
1422/V-q6-T	130	18,1		200
1422/V-q7	**130**	**16,8**		**200**
1422/V-q7-T	130	18		200
1422/VI-d1	**123**	**15,3**	**500**	**200**
1422/VI-d1-T	123	16,5	500	

MADE IN ITALY - ALL RIGHTS RESERVED

INDICE INDEX

Articolo Article	Pagina Page	g		
1422/VI-d2	**123**	**15,3**	**500**	**200**
1422/VI-d2-T	123	16,5	500	
1422/VI-d3	**123**	**14,9**	**500**	**200**
1422/VI-d3-T	123	16,1	500	
1422/VI-q1	**130**	**16**	**500**	**200**
1422/VI-q1-T	130	17,3	500	
1422/VI-q2	**130**	**16**	**500**	**200**
1422/VI-q2-T	130	17,3	500	
1422/VI-q3	**130**	**16**	**500**	**200**
1422/VI-q3-T	130	17,3	500	
1422/VI-q3-4	**136**	**16**	**500**	**200**
1422/VI-q3-4-T	136	17,3	500	
1422/VI-q4	**130**	**16**	**500**	**200**
1422/VI-q4-T	130	17,3	500	
1422/VI-q5	**130**	**17,1**		**200**
1422/VI-q5-T	130	18,3		200
1422/VI-q6	**130**	**17,1**		**200**
1422/VI-q6-T	130	18,3		200
1422/VI-q7	**130**	**17**		**200**
1422/VI-q7-T	130	18,2		200
1423/L-d1	**122**	**10,2**	**500**	**100**
1423/L-d1-T	122	11,4	500	
1423/L-d2	**122**	**10,3**	**500**	**100**
1423/L-d2-T	122	11,5	500	
1423/L-d3	**122**	**10,1**	**500**	**100**
1423/L-d3-T	122	11,3	500	
1423/L-q1	**128**	**11,3**	**500**	**100**
1423/L-q1-T	128	12,5	500	
1423/L-q2	**128**	**11,3**	**500**	**100**
1423/L-q2-T	128	12,5	500	
1423/L-q3	**128**	**11,2**	**500**	**100**
1423/L-q3-T	128	12,4	500	
1423/LRZ-d1	**127**	**10,7**	**500**	**100**
1423/LRZ-d1-T	127	11,9		100
1423/LRZ-d2	**127**	**10,7**	**500**	**100**
1423/LRZ-d2-T	127	11,9	500	
1423/LRZ-d3	**127**	**10,7**	**500**	**100**
1423/LRZ-d3-T	127	11,9	500	
1423/LRZ-q1	**133**	**11,9**	**500**	**100**
1423/LRZ-q1-T	133	13,2		100
1423/LRZ-q2	**133**	**11,9**	**500**	**100**
1423/LRZ-q2-T	133	13,1	500	
1423/LRZ-q3	**133**	**11,8**	**500**	**100**
1423/LRZ-q3-T	133	13,1	500	
1423/LRZ-q3-4	**138**	**11,7**	**500**	**100**
1423/LRZ-q3-4-T	138	13	500	
1423/LRZ-q4	**133**	**11,7**	**500**	**100**
1423/LRZ-q4-T	133	13	500	
1423/LRZ-q5	**133**	**12,8**		**100**
1423/LRZ-q5-T	133	14,1		100
1423/LRZ-q6	**133**	**12,8**		**100**
1423/LRZ-q6-T	133	14,2		100
1423/LRZ-q7	**133**	**12,8**		**100**
1423/LRZ-q7-T	133	14,1		100
1596/CT-B	**235**	**76,4**		**20**
1596/CT-BC	235	229,4	1	
1596/CT-N	**235**	**76,2**		**20**
1596/CT-NC	235	229,2	1	
1598/CT-B	**235**	**112,1**		**20**
1598/CT-BC	235	265,1	1	
1598/CT-N	**235**	**111,7**		**20**
1598/CT-NC	235	264,7	1	

Articolo Article	Pagina Page	g		
1600/AB	**186**	**0,2**	**2000**	
1600/AN	186	0,2	2000	
1600/ATB	**190**	**0,6**	**1000**	
1600/ATN	190	0,6	1000	
1600/GB	**187**	**9,8**	**500**	
1600/GN	187	9,7	500	
1600/GTB	**187**	**19,6**	**500**	
1600/GTN	187	19,3	500	
1600/TB	**187**	**1,9**	**1000**	
1600/TN	187	1,9	1000	
1600/TSB	**187**	**1,1**	**500**	
1600/TSN	187	1,1	500	
1601/AB	**187**	**16**	**500**	
1601/ABL-5	193	26	500	
1601/ABL-5-T	**193**	**26,3**		**500**
1601/AN	187	15,8	500	
1601/ANL-5	**193**	**26**	**500**	
1601/ANL-5-T	193	26,3		500
1601/VAB-M	**188**	**15,4**	**500**	
1601/VAB-SM	188	15,4	500	
1601/VAN-M	**188**	**15,2**	**500**	
1601/VAN-SM	188	15,2	500	
1601/VB	**186**	**9,6**	**500**	
1601/VB-5	191	16	500	
1601/VCB-M	**188**	**15,5**	**500**	
1601/VCB-M-5	192	28,5	250	
1601/VCB-SM	**188**	**15,5**	**500**	
1601/VCB-SM-5	192	28,5	250	
1601/VCN-M	**188**	**15,2**	**500**	
1601/VCN-M-5	192	28,5	250	
1601/VCN-SM	**188**	**15,2**	**500**	
1601/VCN-SM-5	192	28,5	250	
1601/VDB-M-5	**193**	**23,8**	**250**	
1601/VDN-M-5	193	23,8	250	
1601/VMB-M	**188**	**15,7**	**500**	
1601/VMB-M-5	192	29,6	250	
1601/VMB-SM	**188**	**15,7**	**500**	
1601/VMB-SM-5	192	29,6	250	
1601/VMN-M	**188**	**15,5**	**500**	
1601/VMN-M-5	192	29,2	250	
1601/VMN-SM	**188**	**15,5**	**500**	
1601/VMN-SM-5	192	29,2	250	
1601/VN	**186**	**9,5**	**500**	
1601/VN-5	191	16	500	
1602/AB	**187**	**16,8**	**500**	
1602/ABL-5	193	26,8	500	
1602/AN	**187**	**16,6**	**500**	
1602/ANL-5	193	26,8	500	
1602/VAB-M	**188**	**15,6**	**500**	
1602/VAB-SM	188	15,6	500	
1602/VAN-M	**188**	**15,3**	**500**	
1602/VAN-SM	188	15,3	500	
1602/VB	**186**	**9,8**	**500**	
1602/VB-5	191	16,2	500	
1602/VCB-M	**188**	**15,6**	**500**	
1602/VCB-M-5	192	28,8	250	
1602/VCB-SM	**188**	**15,6**	**500**	
1602/VCB-SM-5	192	28,8	250	
1602/VCN-M	**188**	**15,3**	**500**	
1602/VCN-M-5	192	28,8	250	
1602/VCN-SM	**188**	**15,3**	**500**	
1602/VCN-SM-5	192	28,8	250	

Articolo Article	Pagina Page	g		
1602/VDB-M-5	**193**	**24,1**	**250**	
1602/VDN-M-5	193	24,1	250	
1602/VFB-M	**188**	**15,6**	**500**	
1602/VFB-SM	188	15,6	500	
1602/VFN-M	**188**	**15,4**	**500**	
1602/VFN-SM	188	15,4	500	
1602/VMB-M-5	**192**	**30**	**250**	
1602/VMB-SM-5	192	30	250	
1602/VMN-M-5	**192**	**30**	**250**	
1602/VMN-SM-5	192	30	250	
1602/VN	**186**	**9,7**	**500**	
1602/VN-5	191	16,2	500	
1673/A	**170**	**8,7**	**500**	**200**
1673/A/42	170	8,3	500	200
1673/A/43	**170**	**9,4**	**500**	**200**
1673/A/44	170	9,1	500	200
1673/SP	**170**	**8,6**	**500**	**200**
1673/SP/43	170	9,3	500	200
1675/A	**171**			
1675/A/42	171			
1675/A/43	**171**			
1675/A/44	171			
1675/SP	**171**			
1675/SP/43	171			
1699/V	**166,168,173,178**	**3,1**	**1000**	**200**
1780-G5/16	45	35,2		50
1780-G5/38	**46**	**42,7**		**50**
1780/26	74	32,8		50
1780/38	**74**	**43,8**		**50**
1783-G5/16	46	34,7		50
1783-G5/38	**46**	**42,2**		**50**
1783/26	75	32,3		50
1783/38	**75**	**43,3**		**50**
1880-G5/16	45	71,5		100
1880-G5/38	**46**	**86,6**		**100**
1880/26	74	66,8		100
1880/38	**74**	**88,8**		**100**
1883-G5/16	46	71,5		100
1883-G5/38	**46**	**86,7**		**100**
1883/26	75	66,8		100
1883/38	**75**	**88,8**		**100**
1901	70	11,9		100
1901/SN	**70**	**12,1**		**100**
1901/T	70	12		100
1901/T-SN	**70**	**11,9**		**100**
1902	70	30,2		100
1902/SN	**70**	**30,1**		**100**
1902/T	70	30,3		100
1902/T-SN	**70**	**30,2**		**100**
1907	71	29,6		100
1907/SN	**71**	**29,5**		**100**
1907/T	71	29,7		100
1907/T-SN	**71**	**29,6**		**100**
1911	44	9,2		100
1911-10	**44**	**9,1**		**100**
1911-10/SN	44	9,1		100
1911/SN	**44**	**9,1**		**100**
1911/T	45	9,8		100
1911/T-SN	**45**	**9,8**		**100**
1912	44	17,2		100
1912-10	**44**	**16,8**		**100**
1912-10/SN	44	16,7		100

MADE IN ITALY - ALL RIGHTS RESERVED

AAG STUCCHI
Essential for lighting

INDICE INDEX

Articolo Article	Pagina Page	g		
1912/SN	**44**	**17,1**		**100**
1912/T	45	17,3		100
1912/T-SN	**45**	**17,2**		**100**
2226/X-SF	203			
2346/FAU-9,5	**57**			
2346/MAU-9,5	57			
2346/FAU-10,5	**56**			
2346/MAU-10,5	56			
2346/FAU-13	**54**			
2346/MAU-13	54			
2600/AB	**190**	**0,3**	**2000**	
2600/AN	190	0,3	2000	
2601/VB	**189**	**9,7**	**500**	
2601/VB-2	185			
2601/VCB-M	**189**	**15,4**	**500**	
2601/VCB-M-2	185			
2601/VCB-SM	**189**	**15,4**	**500**	
2601/VCB-SM-2	185			
2601/VCN-M	**189**	**15,3**	**500**	
2601/VCN-M-2	185			
2601/VCN-SM	**189**	**15,3**	**500**	
2601/VCN-SM-2	185			
2601/VMB-M	**189**	**16,3**	**500**	
2601/VMB-M-2	185			
2601/VMB-SM	**189**	**16,3**	**500**	
2601/VMB-SM-2	185			
2601/VMN-M	**189**	**16,2**	**500**	
2601/VMN-M-2	185			
2601/VMN-SM	**189**	**16,2**	**500**	
2601/VMN-SM-2	185			
2601/VN	**189**	**9,7**	**500**	
2601/VN-2	185			
2602/VB	**189**	**9,8**	**500**	
2602/VB-2	185			
2602/VCB-M	**189**	**15,6**	**500**	
2602/VCB-M-2	185			
2602/VCB-SM	**189**	**15,6**	**500**	
2602/VCB-SM-2	185			
2602/VCN-M	**189**	**15,5**	**500**	
2602/VCN-M-2	185			
2602/VCN-SM	**189**	**15,5**	**500**	
2602/VCN-SM-2	185			
2602/VMB-M	**189**	**16,7**	**500**	
2602/VMB-M-2	185			
2602/VMB-SM	**189**	**16,7**	**500**	
2602/VMB-SM-2	185			
2602/VMN-M	**189**	**16,7**	**500**	
2602/VMN-M-2	185			
2602/VMN-SM	**189**	**16,7**	**500**	
2602/VMN-SM-2	185			
2602/VN	**189**	**9,8**	**500**	
2602/VN-2	185			
2902/E	**67**	**18,5**		**100**
2902/E-SN	67	18,4		100
2907/E	**67**	**17,9**		**100**
2907/E-SN	67	17,8		100
3601/A-GR	**194**	**33,7**		**100**
3601/V-GR	194	39,5		100
3602/A-GR	**194**	**34**		**100**
3602/V-GR	194	39,4		100
S-204/1	**199,216**	**4,5**	**100**	
S-204/112	200,216	0,6	1000	

Articolo Article	Pagina Page	g		
S-205/112	**201**	**0,7**	**1000**	
S-224-C-8/1	228	2,3	1000	
S-224-C-10/1	**228**	**2,1**	**1000**	
S-224-L-8/1	228	3	1000	
S-224-L-10/1	**228**	**2,8**	**1000**	
S-285/10	38,42	3,3	1000	
S-285/13	**38,42**	**3,4**	**1000**	
S-422-V/3	125,129,135	2,3	500	
S-444/3	**104**	**2**	**500**	
S-444/4	106	0,4	1000	
S-451/3	**102**	**0,5**	**1000**	
S-480-CB/2	98	1,2		200
S-480-CB-9,8/2	**98**	**1,8**		**200**
S-480/3	98	2,8		200
S-480/4	**98**	**5,8**		**100**
S-646/43	166	1,3	500	
S-646/44	**166**	**0,6**	**500**	
S-652/43	157	1,3	500	
S-654/43	**157**	**1,4**	**500**	
S-666/43	167	0,9	500	
S-671/43	**168**	**1,1**	**500**	
S-671/44	168	0,6	500	
S-785/1	**141**	**3,1**	**1000**	
S-785/111	141	1,1	1000	
S-785/2	**141**	**3,6**	**1000**	
S-1132/2	107,112	1,5	500	
S-1227-M8/112	**221**	**2,6**		**500**
S-1227-M10/112	221	2,6		500
S-1227/111	**221**	**1,5**		**500**
S-1673/43	169	0,7	500	
S-1673/44	**169**	**0,4**	**500**	
S-1901/3	71	7		100
S-1901/4	**71**	**10,2**		**100**
S-1901/5	71	10,7		100
S-1911/3	**45**	**11,3**		**100**
S-1911/4	45	10,1		100
V115/BB	**148**	**3,7**		**3000**
V116/BB	148	4,2		3000
V135/BB	**148**	**4,7**		**3000**
V136/BB	148	5		3000
V144/BB	**149**	**4,6**		**3000**
V144/N	149	4,6		3000
V145/B	**149**	**3,5**		**3000**
V145/C/B	149	3,5		3000
V145/C/N	**149**	**3,5**		**3000**
V145/N	149	3,5		3000
V200/B	**148**	**6,7**		**1000**
V276/B	124,129,135	3		1000
V277/B	**124,129,135**	**6,4**		**1000**
V327/MT	148	2,4		1000
V328/MT	**148**	**2,6**		**1000**
V346	149	0,6		3000
V381	**124,129,135**	**8,8**		**500**
V381/G	124,129,135	6		500
V381/R	**124,129,135**	**5,5**		**500**
V391/G/T	220	4		1000
V391/GV/T	**220**	**4,5**		**1000**
V565/B	149	29,5		500
V565/N	**149**	**29,5**		**500**
V565/P	149	29,5		500
V1150/BB	**149**	**8,7**		**1000**
V1150/N	149	8,7		1000

Articolo Article	Pagina Page	g		
V5011/d1	**124**	**11,6**		**500**
V5011/d2	124	12		500
V5011/d3	**124**	**12**		**500**
V5011/q1	129	12,4		500
V5011/q2	**129**	**12,4**		**500**
V5011/q3	129	12,4		500
V5011/q3-4	**135**	**12,7**		**500**
V5011/q4	129	12,6		500
V5013/d1	**124**	**21,1**		**500**
V5013/d2	124	18,6		500
V5013/d3	**124**	**21,1**		**500**
V5013/P/d1	124	20,8		500
V5013/P/d2	**124**	**21**		**500**
V5013/P/d3	124	21		500
V5013/P/q1	**129**	**21,9**		**500**
V5013/P/q2	129	21,9		500
V5013/P/q3	**129**	**21,9**		**500**
V5013/P/q3-4	135	22,4		500
V5013/P/q4	**129**	**21,9**		**500**
V5013/q1	129	18,6		500
V5013/q2	**129**	**18,6**		**500**
V5013/q3	129	18,6		500
V5013/q3-4	**135**	**22,6**		**500**
V5013/q4	129	22,3		500
V5028/N	**224**	**5,2**		**1000**
V5030	225	3		1000
V5031	**226**	**4,5**		**1000**
V5039	222	12,9		1000
V5039/GV/N	**222**	**7**		**1000**
V5039/SP/N	222	4,7		1000
V5040	**220**	**15**		**1000**
V5123/324/C/S	218	53,2		250
V5123/324/C/T	**218**	**53,2**		**250**
V5123/324/C/TP	218	51,6		250
V5123/324/S	**218**	**54**		**250**
V5123/324/T	218	54		250
V5123/324/TP	**218**	**54**		**250**
V5124/SV	219	17		500
V5124/T	**219**	**17**		**500**
V5124/TP	219	19,4		500
V5740F/SA	**205**	**249,3**		**50**
VD/30P/T/B	223	2,3		1000
VE440F/SA	**205**	**225,6**		**50**
VE63A/BB	148	44		3000
VI/B	**148**	**0,6**		**3000**

MADE IN ITALY - ALL RIGHTS RESERVED

N.B. Materiali, disegni e programma di fabbricazione possono subire modifiche o variazioni senza obbligo di preavviso

N.B. *Materials, designs and our development program may be subjected to changes without notice.*

EN 60400
IEC 60400

W4,3x8,5d

A.A.G. STUCCHI

1

PORTALAMPADE PER LAMPADE FLUORESCENTI LINEARI

LAMPHOLDERS FOR LINEAR FLUORESCENT LAMPS

Watt	L mm.(max)	D mm.	
6	219,3	ø7	T2
8	320,9		
11	422,5		
13	524,1		

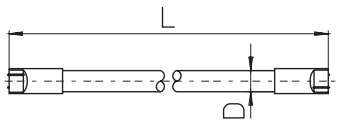

W4,3x8,5d

TEMPERATURA "T..." ASSEGNATA AI PORTALAMPADE

Nella scelta dei portalampade per la realizzazione degli apparecchi di illuminazione non si deve sottovalutare la temperatura sviluppata dalle diverse fonti di calore, quali la lampada, l'alimentatore e la corrente che lo attraversa. Per cui è indispensabile assicurarsi che:

1 L'apparecchio sia in grado di smaltire il calore in esso contenuto.
2 La temperatura massima raggiunta nell'apparecchio non superi mai la "**T...**" assegnata ai suoi componenti perché potrebbe essere causa di pericolo e di danni.
3 I portalampade che non hanno una "**T...**" assegnata (par. 17.1 "test A" delle norme EN/IEC 60400) possono funzionare fino a una temperatura massima di 80 °C.

"T..." TEMPERATURE RATING OF LAMPHOLDERS

When choosing the lampholders to assemble a luminaire it is important not to underestimate the temperature developed by the lamp, the ballast and its associated current.
It is essential to make sure that:

1 The luminaire is able to dissipate the heat it produces.
2 The maximum temperature reached in the luminaire never exceeds the "**T...**" relative to its components because it can be dangerous and can cause damages.
3 The lampholders without a relative "**T...**" (par. 17.1 "test A" of the EN/IEC 60400 standards) can work up to a maximum temperature of 80 °C.

CAVETTI

Conduttore rigido in Cu - Cavetto in PVC 90 °C
Rigid conductor in Cu - Wire in PVC 90 °C

WIRES

Conduttore flessibile in Cu - Cavetto in PVC 90 °C
Flexible conductor in Cu - Wire in PVC 90 °C

CATEGORIA DI SOVRATENSIONE

I portalampade per lampade fluorescenti (EN/IEC 60400) sono conformi alle distanze in aria e superficiali richieste per la categoria di sovratensione II (norme EN/IEC 60664-1).

IMPULSE WITHSTAND CATEGORY

Lampholders for fluorescent lamps (EN/IEC 60400) are in accordance with the prescribed creepage distances and clearances for the impulse withstand category II (EN/IEC 60664-1 standards).

COLLAUDO FINALE DEGLI APPARECCHI D'ILLUMINAZIONE

La scelta dei componenti e il loro corretto montaggio compete al costruttore dell'apparecchio d'illuminazione che deve anche provvedere al suo collaudo finale per verificarne il buon funzionamento.

LUMINAIRES FINAL TEST

The luminaire manufacturer is responsible for the choice and the correct mounting of the components and he must also carry out a final test on the luminaire to verify its correct operation.

290/V-FR
290/V-FF

W4,3x8,5d | 2A-250V | T110

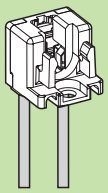

PORTALAMPADE IP20
.../FR= cavetti rigidi .../FF= cavetti flessibili
— Corpo in policarbonato
— Contatti in bronzo fosforoso
IP20 LAMPHOLDERS
.../FR= rigid wires .../FF= flexible wires
— Polycarbonate body
— Phosphor bronze contacts

c UL us 290/V...-UL (75W-250V)

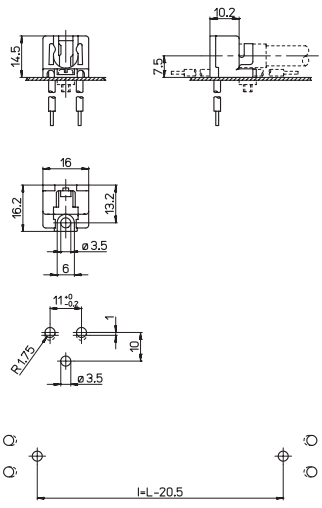

290/V...-UL (a richiesta/on demand)

7,5 | PVC 0,5 | PVC 0,5 | 15 cm

290/A-FR
290/A-FF

W4,3x8,5d | 2A-250V | T110

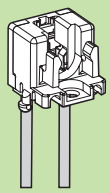

PORTALAMPADE IP20
.../FR= cavetti rigidi .../FF= cavetti flessibili
— Corpo in policarbonato
— Contatti in bronzo fosforoso
IP20 LAMPHOLDERS
.../FR= rigid wires .../FF= flexible wires
— Polycarbonate body
— Phosphor bronze contacts

c UL us 290/A...-UL (75W-250V)

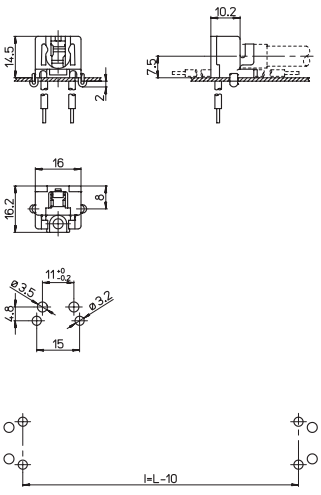

290/A...-UL (a richiesta/on demand)

0,6-1 | 7,5 | PVC 0,5 | PVC 0,5 | 15 cm

⚠ Significato dei simboli sulla copertina

AAG STUCCHI Essential for lighting

EN 60400
IEC 60400

2GX13

PORTALAMPADE PER LAMPADE FLUORESCENTI CIRCOLARI
LAMPHOLDERS FOR CIRCULAR FLUORESCENT LAMPS

Watt	D (mm)		D1 (mm)		
	max	min	max	min	
22	ø230	ø220	ø18	ø14	T5
40	ø305	ø293			
55	ø305	ø293			
60	ø379	ø367			

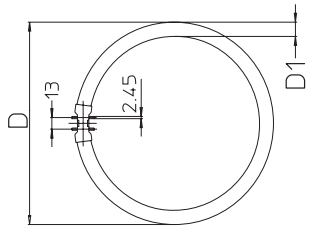

2GX13

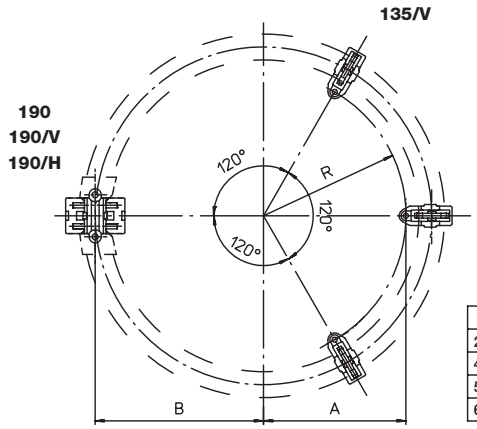

	A	B	R
22W	88,5	104,5	88,5
40W	126	142	126
55W	126	142	126
60W	163	179	163

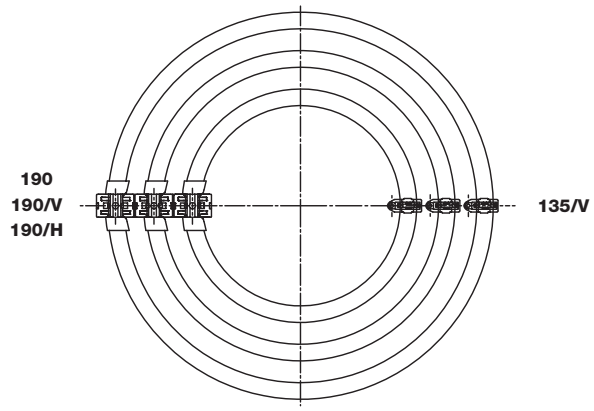

TEMPERATURA "T..." ASSEGNATA AI PORTALAMPADE

Nella scelta dei portalampade per la realizzazione degli apparecchi di illuminazione non si deve sottovalutare la temperatura sviluppata dalle diverse fonti di calore, quali la lampada, l'alimentatore e la corrente che lo attraversa. Per cui è indispensabile assicurarsi che:

1 L'apparecchio sia in grado di smaltire il calore in esso contenuto.
2 La temperatura massima raggiunta nell'apparecchio non superi mai la "**T...**" assegnata ai suoi componenti perché potrebbe essere causa di pericolo e di danni.
3 I portalampade che non hanno una "**T...**" assegnata (par. 17.1 "test A" delle norme EN/IEC 60400) possono funzionare ad una temperatura max. di 80 °C.

PORTALAMPADE PER CIRCUITI STAMPATI

Sono disponibili portalampade provvisti di lamelle che fuoriescono dal corpo in modo da poter essere saldate alle piste del circuito stampato.

CATEGORIA DI SOVRATENSIONE

I portalampade per lampade fluorescenti (EN/IEC 60400) sono conformi alle distanze in aria e superficiali richieste per la categoria di sovratensione II (norme EN/IEC 60664-1).

COLLAUDO FINALE DEGLI APPARECCHI D'ILLUMINAZIONE

La scelta dei componenti e il loro corretto montaggio compete al costruttore dell'apparecchio d'illuminazione che deve anche provvedere al suo collaudo finale per verificarne il buon funzionamento.

"T..." TEMPERATURE RATING OF LAMPHOLDERS

When choosing the lampholders to assemble a luminaire it is important not to underestimate the temperature developed by the lamp, the ballast and its associated current.
It is essential to make sure that:

1 The luminaire is able to dissipate the heat it produces.
2 The maximum temperature reached in the luminaire never exceeds the "**T...**" relative to its components because it can be dangerous and can cause damages.
3 The lampholders without a relative "**T...**" (par. 17.1 "test A" of the EN/IEC 60400 standards) can work up to a maximum temperature of 80 °C.

LAMPHOLDERS FOR PRINTED CIRCUITS

Lampholders provided with tabs, protruding from the body, are available for direct soldering into printed circuits boards.

IMPULSE WITHSTAND CATEGORY

Lampholders for fluorescent lamps (EN/IEC 60400) are in accordance with the prescribed creepage distances and clearances for the impulse withstand category II (EN/IEC 60664-1 standards).

LUMINAIRES FINAL TEST

The luminaire manufacturer is responsible for the choice and the correct mounting of the components and he must also carry out a final test on the luminaire to verify its correct operation.

AAG STUCCHI Essential for lighting

190

2GX13	2A-500V	T110

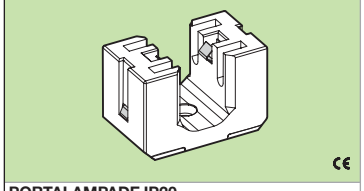

PORTALAMPADE IP20
— Corpo in PBT
— Contatti in bronzo fosforoso

IP20 LAMPHOLDER
— PBT body
— Phosphor bronze contacts

(660W-600V)

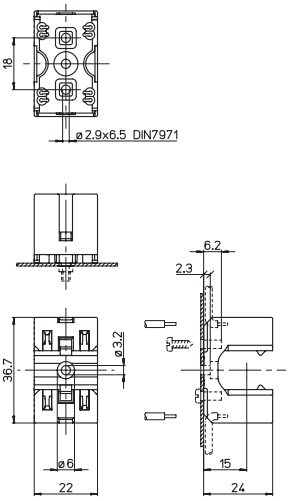

15 | 0,5-1 | 8-9 | 135/V

190/V

2GX13	2A-500V	T110

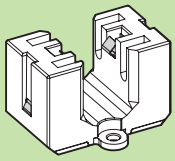

PORTALAMPADE IP20
— Corpo in PBT
— Contatti in bronzo fosforoso

IP20 LAMPHOLDER
— PBT body
— Phosphor bronze contacts

(660W-600V)

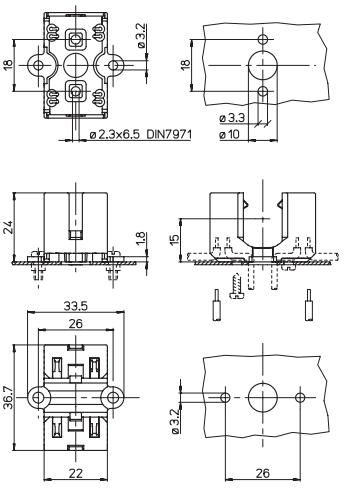

15 | 0,5-1 | 8-9 | 135/V

190/H

2GX13	2A-500V	T110

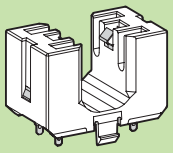

PORTALAMPADE IP20
PER CIRCUITI STAMPATI
— Corpo in PBT
— Contatti in bronzo fosforoso

IP20 LAMPHOLDER
FOR PRINTED CIRCUITS
— PBT body
— Phosphor bronze contacts

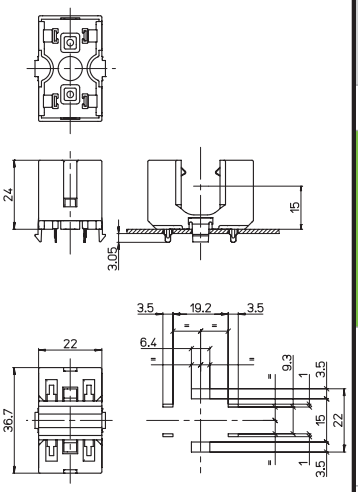

1,5-1,7 | 15 | 135/V

135/V

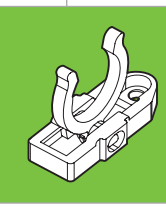

GANCIO
in policarbonato trasparente stabilizzato agli UV

CLIP
in UV resistant transparent polycarbonate

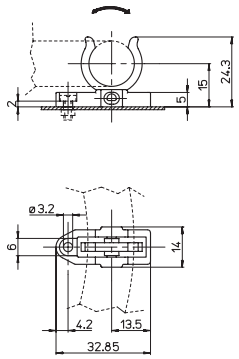

Per/For: 190/...

A.A.G. STUCCHI

3

PORTALAMPADE PER LAMPADE FLUORESCENTI LINEARI
LAMPHOLDERS FOR LINEAR FLUORESCENT LAMPS

Watt	L mm.(max)	D mm.(max)	
4	135,9	ø16	T5
6	212,1		
8	288,3		
13	516,9		
14	549		
21	849		
24	549		
28	1149		
35	1449		
39	849		
49	1449		
54	1149		
80	1449		

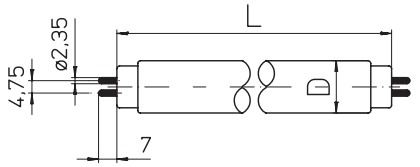

G5

TP= TUBI DI PROTEZIONE COVER TUBES

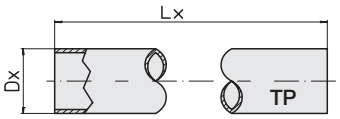

TP= ø 37,5 min ø 40 max

T5 + TP **Dx**= 40 mm max **Lx**= L - 30^{-2} mm

GUARNIZIONI dei portalampade protetti **GASKETS** of protected lampholders		**T max.**
	Neoprene	90 °C
.../16 .../38	Silicone	180 °C

AVVERTENZE SULLA DURATA DELLE GUARNIZIONI

Le guarnizioni dei portalampade IP66/67, vanno usate solo nei limiti di temperatura e utilizzo riportati in questo catalogo, perchè soggette a deterioramento che può compromettere il loro grado di protezione.
Si consiglia di controllare la loro integrità e di sostituire le guarnizioni deteriorate ogni volta che si interviene sull'apparecchio di illuminazione.

TEMPERATURA "T..." ASSEGNATA AI PORTALAMPADE

Nella scelta dei portalampade per la realizzazione degli apparecchi di illuminazione non si deve sottovalutare la temperatura sviluppata dalle diverse fonti di calore, quali la lampada, l'alimentatore e la corrente che lo attraversa. Per cui è indispensabile assicurarsi che:

1 L'apparecchio sia in grado di smaltire il calore in esso contenuto.
2 La temperatura massima raggiunta nell'apparecchio non superi mai la "**T...**" assegnata ai suoi componenti perché potrebbe essere causa di pericolo e di danni.
3 I portalampade che non hanno una "**T...**" assegnata (par. 17.1 "test A" delle norme EN/IEC 60400) possono funzionare fino a una temperatura massima di 80 °C.

TEMPERATURE "T..." - "Tm..." ASSEGNATE AI PORTALAMPADE PER LAMPADE FLUORESCENTI G5

I portalampade per lampade fluorescenti tubolari possono avere assegnate due temperature: "**T...**" e "**Tm...**"

- "**T...**" è la temperatura massima di funzionamento assegnata ai portalampade misurata nel punto di contatto con l'attacco della lampada, origine della fonte di calore.

- "**Tm...**" è la temperatura massima di funzionamento assegnata ai portalampade, misurata nella parte posteriore, punto più lontano dalla fonte di calore quindi con valore inferiore alla temperatura "**T...**".

WARNINGS ABOUT THE GASKETS LIFE TIME

The gaskets of the IP66/67 lampholders must be used within the temperature and mounting limits stated in this catalogue, as they are subjected to deterioration which can effect their protection degree.
It is suggested to control their integrity and to replace the deteriorated gaskets every time that the luminaires is checked.

"T..." TEMPERATURE RATING OF LAMPHOLDERS

When choosing the lampholders to assemble a luminaire it is important not to underestimate the temperature developed by the lamp, the ballast and its associated current.
It is essential to make sure that:

1 The luminaire is able to dissipate the heat it produces.
2 The maximum temperature reached in the luminaire never exceeds the "**T...**" relative to its components because it can be dangerous and can cause damages.
3 The lampholders without a relative "**T...**" (par. 17.1 "test A" of the EN/IEC 60400 standards) can work up to a maximum temperature of 80 °C.

"T..." - "Tm..." TEMPERATURES RATING OF LAMPHOLDERS FOR G5 FLUORESCENT LAMPS

Lampholders for tubular fluorescent lamps normelly have two temperatures classifications: "**T...**" and "**Tm...**"

- "**T...**" is the maximum working temperature of the lampholder; it is measured at the hottest point, i.e. at the point where the lampholder comes into contact with the lamp cap (heating source).

- "**Tm...**" is the maximum working temperature that the lampholder can withstand overall, measured in the back part, at the most distant point from the heating source and consequently it is lower than the "**T...**" temperature.

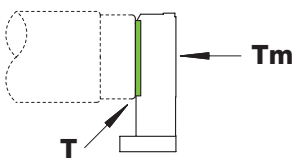

AAG STUCCHI Essential for lighting

PORTALAMPADE MARCATI 500V
Adatti per circuiti con reattore elettronico e dimmer.

PORTALAMPADE PER CIRCUITI STAMPATI
Sono disponibili portalampade provvisti di lamelle che fuoriescono dal corpo in modo da poter essere saldate alle piste del circuito stampato.

ROTORE DEI PORTALAMPADE PER LAMPADE G5
Nel punto di accoppiamento con l'attacco della lampada, che è il punto dove si sviluppa il maggior calore, il portalampade è provvisto di un rotore in PBT. Il PBT é un tecnopolimero che resiste in permanenza ad una temperatura di 140 °C e per brevi periodi a 170 °C senza che si producano ritiri o deformazioni.

La presenza del rotore garantisce una sicurezza totale perché:

1 Evita l'errata introduzione di un solo piolino della lampada nel portalampade mentre l'altro é ancora accessibile.
2 Può essere girato solo quando entrambi i piolini della lampada sono inseriti correttamente nell'apposita fessura.
3 I piolini non possono mai toccare i contatti quando la lampada, per sbaglio, viene spinta assialmente verso la faccia del portalampade.

LAMPHOLDERS WITH MARK 500V
Suitable for circuits with electronic ballast and dimmer.

LAMPHOLDERS FOR PRINTED CIRCUITS
Lampholders provided with tabs, protruding from the body, are available for direct soldering in to printed circuits boards.

ROTOR OF LAMPHOLDERS FOR G5 LAMPS
The rotor of the lampholder, being the point at which the greatest heat is developed, is moulded in PBT. PBT is a high temperature polymer which is capable of withstanding continuous working temperatures of 140 °C, with short excursion to 170 °C, without shrinking or deformation.

The presence of the rotor assures total safety as:

1 It avoids the insertion of only one pin of the lamp in the lampholder while the other pin is still exposed.
2 It can be turned only when both lamp pins are correctly inserted in the proper slot.
3 You cannot make accidental electrical contact to the lamp even if the lamp pins touch the front face of the lampholder.

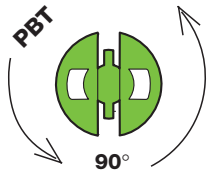

AVVERTENZE PER ART. 263 - 288 - 1263
L'apparecchio d'illuminazione deve essere sottoposto a tutte le prove relative alla sicurezza contro il contatto accidentale durante il cambio della lampada previste dalle norme EN/IEC 60598.

CONSIGLI PER L'UTILIZZO DI UNA COPPIA DI LAMPADE T5/G5 AFFIANCATE
Per ottimizzare la resa delle lampade T5/G5, i costruttori di lampade raccomandano ai progettisti di apparecchi di illuminazione di mantenere, quando si posizionano due lampade affiancate, una distanza almeno pari a 2 volte il diametro del tubo della lampada (non meno di 32 mm tra i due tubi). Questa raccomandazione diventa molto importante se si affiancano due lampade "ad alta efficienza luminosa".

WARNINGS FOR ART. 263 - 288 - 1263
All luminaires must undergo to all safety tests to protect against electric shock during the lamp replacement operation as prescribed by the EN/IEC 60598 standards.

SUGGESTIONS TO USE A COUPLE OF FLANKED T5/G5 LAMPS
To optimise the working of T5/G5 lamps when a couple of lamp is used side by side, the manufacturers warn the luminaires designers to maintain a distance between the two flanked tubes at least twice the diameter of the lamp tube (not less than a 32 mm).
This advice is very important if "high luminous efficiency" lamps are used.



CATEGORIA DI SOVRATENSIONE
I portalampade per lampade fluorescenti (EN/IEC 60400) sono conformi alle distanze in aria e superficiali richieste per la categoria di sovratensione II (norme EN/IEC 60664-1).

COLLAUDO FINALE DEGLI APPARECCHI D'ILLUMINAZIONE
Dopo il cablaggio, un apparecchio d'illuminazione richiede il controllo del suo corretto funzionamento.
Tutti i nostri portalampade sono idonei per essere sottoposti al collaudo finale che può essere fatto sia manualmente che automaticamente e, secondo il dispositivo utilizzato, la prova può essere effettuata nei seguenti modi:

- "**TOP TEST**": prova effettuata con un simulatore a due spine da introdurre verticalmente in apposite fessure ricavate nella parte superiore del portalampade.

- "**ROTOR TEST**": prova effettuata con un simulatore di un attacco lampada (o con la lampada stessa) che riproduce l'operazione di inserimento della lampada nei portalampade.

Se analizziamo i metodi sopra descritti, possiamo concludere che il "**ROTOR TEST**" è un sistema universale che presenta i seguenti vantaggi:

1 Può essere effettuato su tutti i portalampade esistenti.
2 Può essere effettuato anche in condizioni sfavorevoli (es. portalampade incassato).
3 Con il "**ROTOR TEST**" il collaudo è completo perché oltre a verificare il funzionamento dell'apparecchio, prova anche la pressione di contatto sui piolini della lampada e verifica la precisione del montaggio dei portalampade.

IMPULSE WITHSTAND CATEGORY
Lampholders for fluorescent lamps (EN/IEC 60400) are in accordance with the prescribed creepage distances and clearances for the impulse withstand category II (EN/IEC 60664-1 standards).

LUMINARIES FINAL TEST
Testing for correct operation must be carried out after the wiring has been completed.
All our lampholders are suitable to undergo either a manual or an automatic final test and according to the used device, the test can be run in the following ways:

- "**TOP TEST**": carried out with a two pin simulator which, when inserted vertically from above, touches the lamp contacts via the slots in the upper part of the lampholder.

- "**ROTOR TEST**": carried out with a lamp cap simulator (or with the lamp itself) that simulates the insertion of the lamp in the lampholders.

If we analyse these methods we can come to the conclusion that the "**ROTOR TEST**" is an universal system with the following advantages:

1 It can be carried out with all the existing lampholders.
2 It can be carried out even in unfavourable conditions (i.e. recessed lampholders).
3 With the "**ROTOR TEST**" the test is complete because as well as verifying the correct operation of the luminaire it also tests the contact pressure of the lamp pins and check the accuracy of the lampholders mounting.

3a

A.A.G. STUCCHI

144 144/S

G5	2A-250V	T110

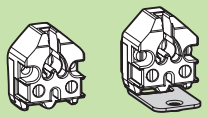

PORTALAMPADE IP20
— Corpo in policarbonato
— Contatti in bronzo fosforoso

IP20 LAMPHOLDERS
— Polycarbonate body
— Phosphor bronze contacts

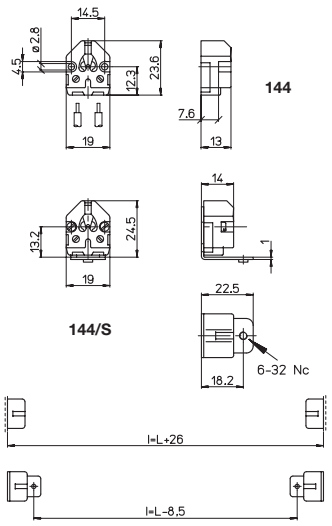

13,2	13		0,5-1 mm²	0,5-1 mm²	8-9

285/FD

G5	2A-500V	T130 Tm110

PORTALAMPADE IP20
— Corpo in policarbonato
— Contatti in bronzo fosforoso

IP20 LAMPHOLDER
— Polycarbonate body
— Phosphor bronze contacts

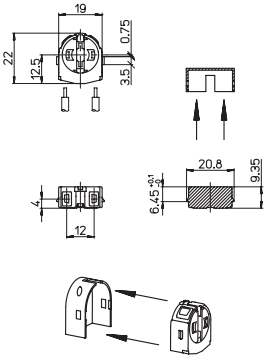

9,35	PBT 90°		0,5-1 mm²	8-9	S-285/...

263 263/T

G5	2A-500V	T110

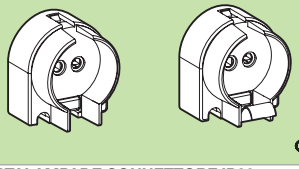

PORTALAMPADE CONNETTORE IP20
.../T= con contatto di terra
— Corpo in policarbonato
— Contatti in bronzo fosforoso

IP20 PUSH-ON LAMPHOLDERS
.../T= with earth contact
— Polycarbonate body
— Phosphor bronze contacts

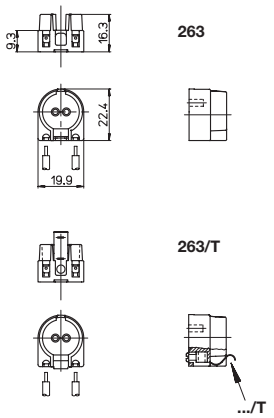

9,3		0,5-1 mm²	8-9	36 136

288

G5	2A-500V	T110

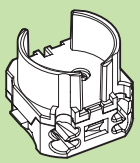

PORTALAMPADE CONNETTORE IP20
— Corpo in policarbonato
— Contatti in bronzo fosforoso
— Con top test

IP20 PUSH-ON LAMPHOLDER
— Polycarbonate body
— Phosphor bronze contacts
— With top test

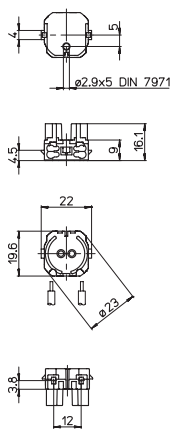

9		0,5-1 mm²	8-9	36 136

⚠ Significato dei simboli sulla copertina

1263

G5	2A-500V	T140

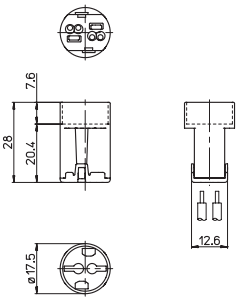

PORTALAMPADE CONNETTORE IP20
— Corpo in PBT
— Contatti in bronzo fosforoso

IP20 PUSH-ON LAMPHOLDER
— PBT body
— Phosphor bronze contacts

20,4		0,5-1 mm²	8-9	36 136

1263/U0 1263/U90

G5	2A-500V	T140

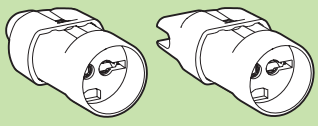

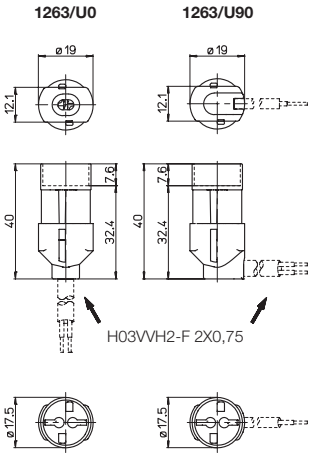

PORTALAMPADE CONNETTORE IP20
— Corpo in PBT
— Contatti in bronzo fosforoso
— Con cuffia smontata

IP20 PUSH-ON LAMPHOLDERS
— PBT body
— Phosphor bronze contacts
— With dismounted cover

32,4		0,5-1 mm²	ø1,8 max mm²	8-9	36 136

261 261/R

G5	2A-500V	T110

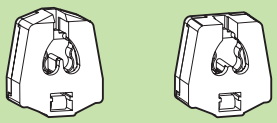

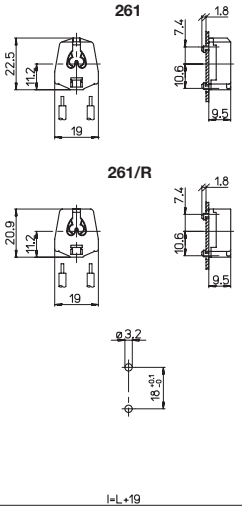

PORTALAMPADE IP20
— Corpo in policarbonato
— Contatti in bronzo fosforoso

IP20 LAMPHOLDERS
— Polycarbonate body
— Phosphor bronze contacts

(120W-600V)

0,6-1,2	9,5	0,5-1 mm²	8-9

266/FAU 266/MAU

G5	2A-500V	T130 Tm110

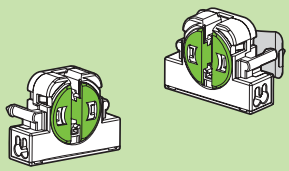

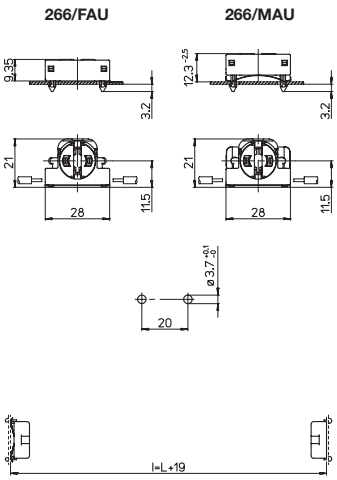

PORTALAMPADE IP20
— Corpo in policarbonato
— Contatti in bronzo fosforoso

IP20 LAMPHOLDERS
— Polycarbonate body
— Phosphor bronze contacts

(120W-600V)

FAU	MAU	0,6-1,2	9,35	PBT 90°	0,5-1 mm²	8-9

282/FAU 282/MAU

G5	2A-500V	T130 Tm110



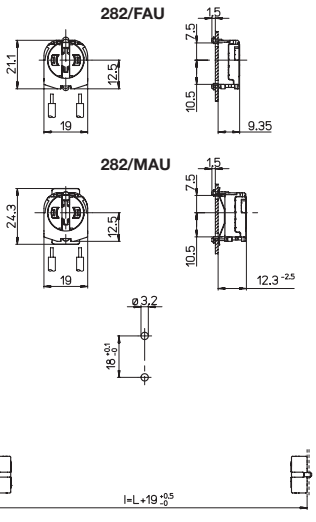

PORTALAMPADE IP20
— Corpo in policarbonato
— Contatti in bronzo fosforoso

IP20 LAMPHOLDERS
— Polycarbonate body
— Phosphor bronze contacts

(120W-600V)

FAU	MAU	0,6-1,2	9,35	PBT 90°	0,5-1 mm²	8-9	1116

285/FAU 285/MAU

G5	2A-500V	T130 Tm110

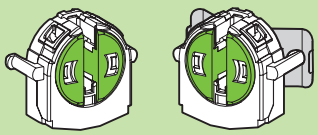

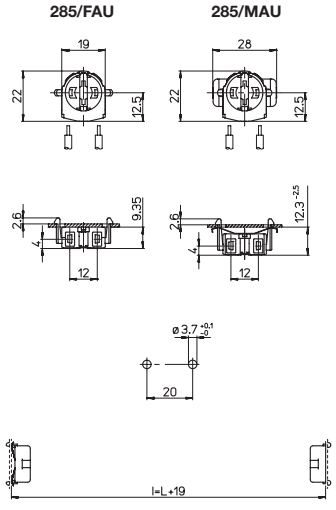

PORTALAMPADE IP20
— Corpo in policarbonato
— Contatti in bronzo fosforoso
— Con top test

IP20 LAMPHOLDERS
— Polycarbonate body
— Phosphor bronze contacts
— With top test

(120W-600V)

FAU	MAU	0,6-1,2	9,35	PBT 90°	0,5-1 mm²	8-9	1115

288/FAU 288/MAU

G5	2A-500V	T110

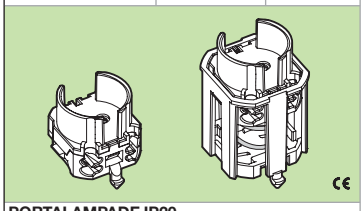

PORTALAMPADE IP20
— Corpo in policarbonato
— Contatti in bronzo fosforoso
— Con top test

IP20 LAMPHOLDERS
— Polycarbonate body
— Phosphor bronze contacts
— With top test

(120W-600V)

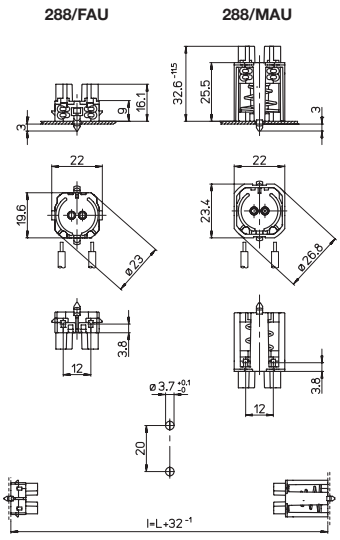

FAU	MAU	0,6-1,2		0,5-1 mm²	8-9

S-285/10

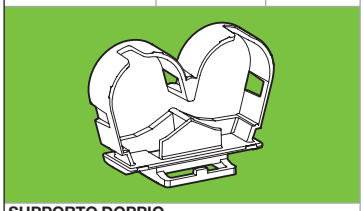

SUPPORTO DOPPIO
in policarbonato
per cave 10x20 mm

TWIN BRACKET
in polycarbonate
for 10x20 mm holes

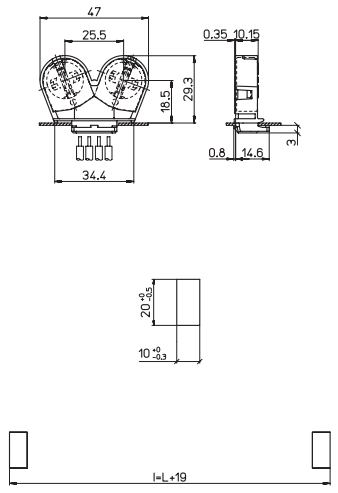

Per/For: 285/FD

	0,6-1,2	18,5

S-285/13

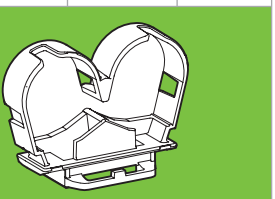

SUPPORTO DOPPIO
in policarbonato
per cave 13,3x25,5 mm

TWIN BRACKET
in polycarbonate
for 13,3x25,5 mm holes

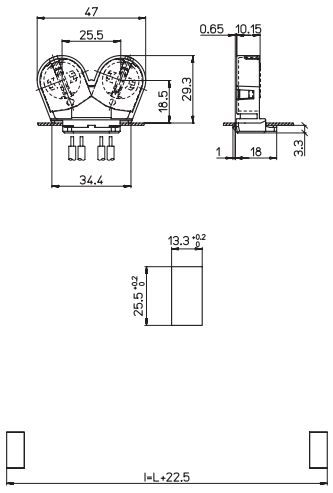

Per/For: 285/FD

	0,6-1,2	18,5

1115

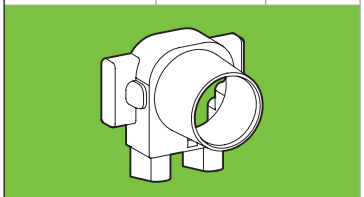

CUFFIA DI COPERTURA PORTALAMPADE
in PBT

PROTECTION COVER FOR LAMPHOLDERS
in PBT

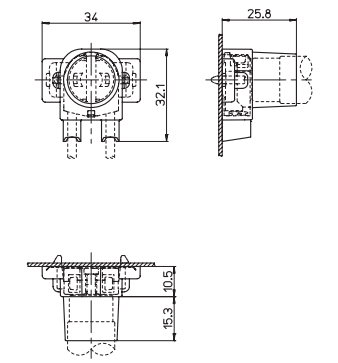

Per/For: 285/FAU 285/MAU

IP40

1116

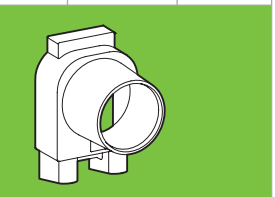

CUFFIA DI COPERTURA PORTALAMPADE
in PBT

PROTECTION COVER FOR LAMPHOLDERS
in PBT

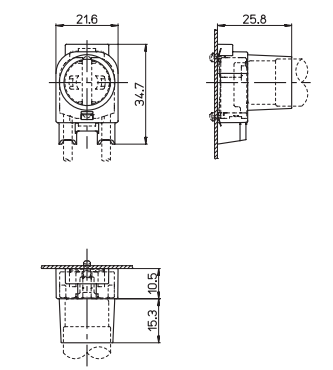

Per/For: 282/...

IP40

36/CVD
36/SVD

GANCI
in acciaio nichelato
.../CVD= con vite e dado di fissaggio
.../SVD= senza vite e dado di fissaggio
CLIPS
in nickel plated steel
.../CVD= with fixing screw and nut
.../SVD= without fixing screw and nut

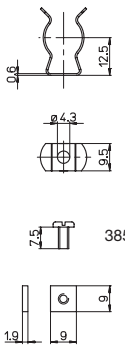

136/V-CVD
136/V-SVD

GANCI
in policarbonato trasparente stabilizzato agli UV
.../CVD= con vite e dado di fissaggio
.../SVD= senza vite e dado di fissaggio
CLIPS
in UV resistant transparent polycarbonate
.../CVD= with fixing screw and nut
.../SVD= without fixing screw and nut

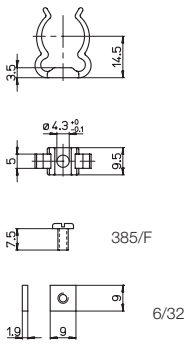

136/A

GANCIO
in policarbonato trasparente stabilizzato agli UV

CLIP
in UV resistant transparent polycarbonate

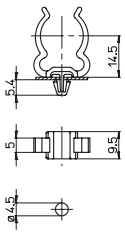

0,6-1

256/S 256/SA

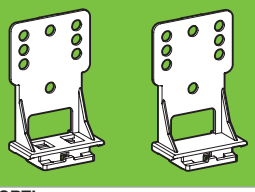

SUPPORTI
in policarbonato
.../S= con base aperta
.../SA= con base chiusa
BRACKETS
— Polycarbonate body
.../S= with open base
.../SA= with closed base

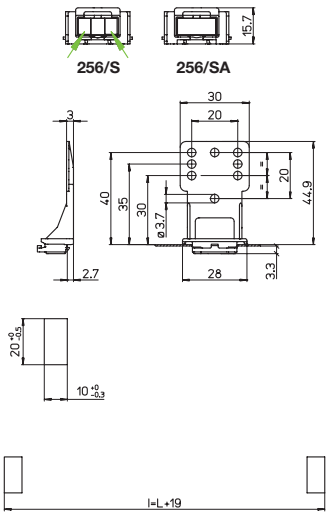

Per/For: 266/FAU 285/FAU

0,6-1 **IP40** **256/SA**

30/AU

SUPPORTO
in acciaio zincato

BRACKET
in zinc plated steel

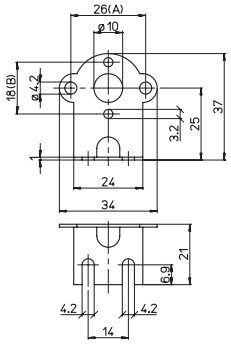

Per/For: (B) 261/... 282/...

31/AU

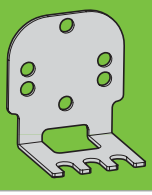

SUPPORTO
in acciaio zincato

BRACKET
in zinc plated steel

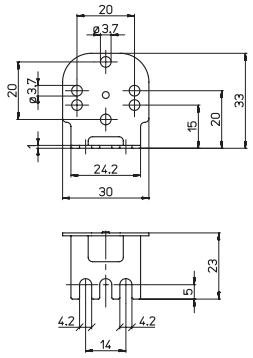

Per/For: 266/... 285/FAU 285/MAU 288/FAU 288/MAU

3b

A.A.G. STUCCHI

264

G5	2A-250V	

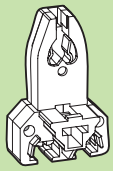

PORTALAMPADE IP20
— Corpo in policarbonato
— Contatti in ottone nichelato

IP20 LAMPHOLDER
— Polycarbonate body
— Nickel plated brass contacts

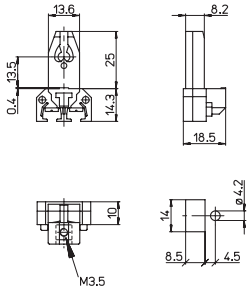

13,5	mm² 0,5-1	mm² 0,5-1	8-9

269

G5	2A-500V	T110



PORTALAMPADE IP20
PER CIRCUITI STAMPATI
— Corpo in policarbonato
— Contatti in bronzo fosforoso

IP20 LAMPHOLDER
FOR PRINTED CIRCUITS
— Polycarbonate body
— Phosphor bronze contacts

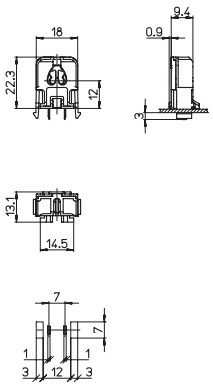

1,5-1,7	12

1121

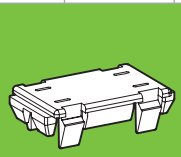

PIASTRINA DI CHIUSURA
in PP
per cave 10x20 mm

CLOSURE PLATE
in PP
for 10x20 mm holes

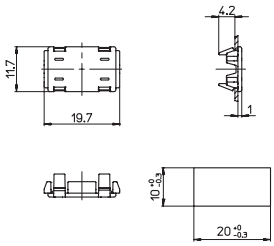

0,8-1,2	IP40

⚠ Significato dei simboli sulla copertina

289/F-25
289/F-30
289/F-36

G5	2A-500V	T130 Tm110

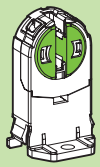

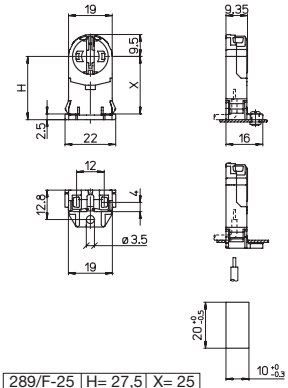

289/F-25	H= 27,5	X= 25
289/F-30	H= 32,5	X= 30
289/F-36	H= 38,5	X= 36

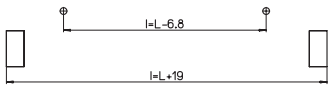

PORTALAMPADE IP20
— Corpo in policarbonato
— Contatti in bronzo fosforoso
— Con top test

IP20 LAMPHOLDERS
— Polycarbonate body
— Phosphor bronze contacts
— With top test

(120W-600V)

H	0,6-1,2	X	PBT 90°	mm²	0,5-1	8-9

268/F

G5	2A-500V	T130 Tm110

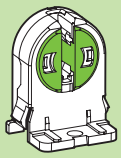

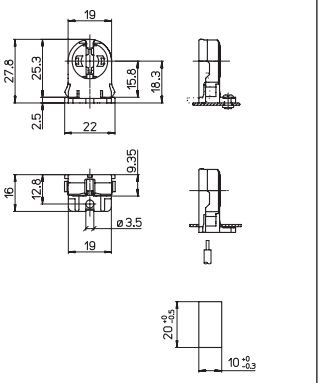

PORTALAMPADE IP20
— Corpo in policarbonato
— Contatti in bronzo fosforoso

IP20 LAMPHOLDER
— Polycarbonate body
— Phosphor bronze contacts

(120W-600V)

18,3	0,6-1,2	15,8	PBT 90°	mm²	0,5-1	8-9

289/25 289/N-25
289/30 289/N-30
289/36 289/N-36

G5	2A-500V	T130 Tm110

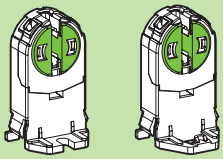

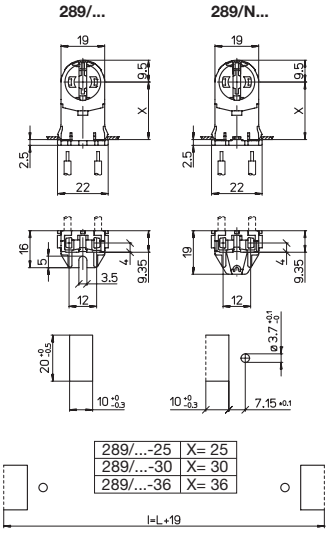

289/...-25	X= 25
289/...-30	X= 30
289/...-36	X= 36

PORTALAMPADE IP20
.../N= con nasello
— Corpo in policarbonato
— Con top test

IP20 LAMPHOLDERS
.../N= with stop nib
— Polycarbonate body
— With top test

(120W-600V)

0,6-1,2	X	PBT 90°	mm²	0,5-1	8-9

268 268/N

G5	2A-500V	T130 Tm110

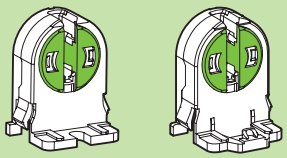

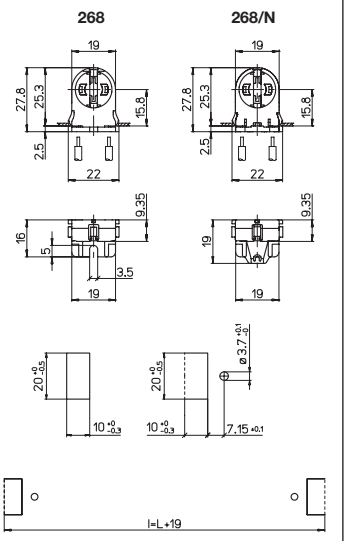

PORTALAMPADE IP20
.../N= con nasello
— Corpo in policarbonato
— Contatti in bronzo fosforoso

IP20 LAMPHOLDERS
.../N= with stop nib
— Polycarbonate body
— Phosphor bronze contacts

(120W-600V)

0,6-1,2	15,8	PBT 90°	mm²	0,5-1	8-9

265

G5	2A-500V	T110

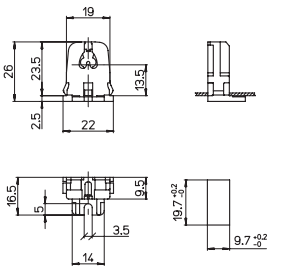

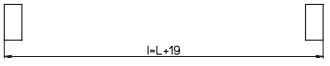

PORTALAMPADE IP20
— Corpo in policarbonato
— Contatti in bronzo fosforoso

IP20 LAMPHOLDER
— Polycarbonate body
— Phosphor bronze contacts

(120W-600V)

0,6-1,2	13,5	16	mm²	0,5-1	10-11

260

G5	2A-250V	T110

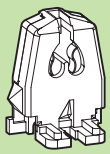

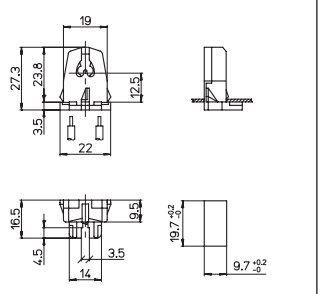

PORTALAMPADE IP20
— Corpo in policarbonato
— Contatti in bronzo fosforoso

IP20 LAMPHOLDER
— Polycarbonate body
— Phosphor bronze contacts

0,6-1,2	12,5	16	mm²	0,5-1	8-9

1283/23
1283/36

G5	2A-500V	T130 Tm110



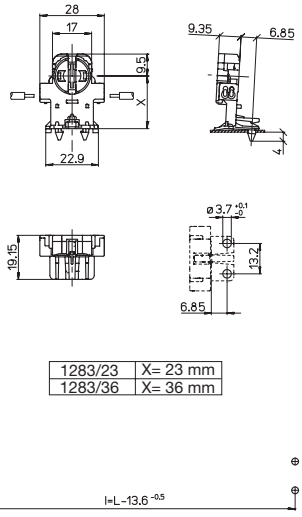

1283/23	X= 23 mm
1283/36	X= 36 mm

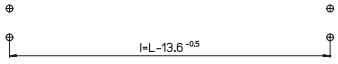

PORTALAMPADE IP20
— Corpo in policarbonato
— Contatti in bronzo fosforoso

IP20 LAMPHOLDERS
— Polycarbonate body
— Phosphor bronze contacts

(120W-600V)

0,6-1 | X | PBT 90° | 0,5-1 mm² | 8-9 | IP40

1283/15

G5	2A-500V	T130 Tm110



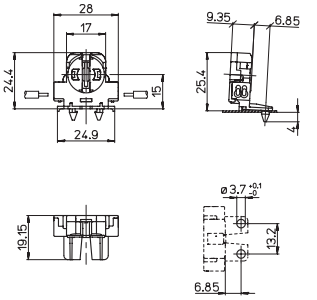

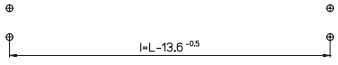

PORTALAMPADE IP20
— Corpo in policarbonato
— Contatti in bronzo fosforoso

IP20 LAMPHOLDER
— Corpo in policarbonato
— Contatti in bronzo fosforoso

(120W-600V)

0,6-1 | 15 | PBT 90° | 0,5-1 mm² | 8-9 | IP40

283

G5	2A-500V	T130 Tm110



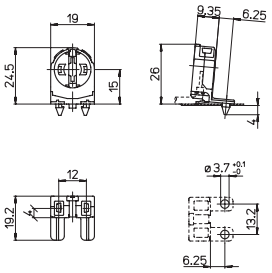

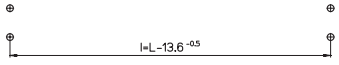

PORTALAMPADE IP20
— Corpo in policarbonato
— Contatti in bronzo fosforoso
— Con top test

IP20 LAMPHOLDER
— Polycarbonate body
— Phosphor bronze contacts
— With top test

(120W-600V)

0,6-1 | 15 | PBT 90° | 0,5-1 mm² | 8-9 | IP40

S-285/10

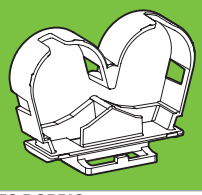

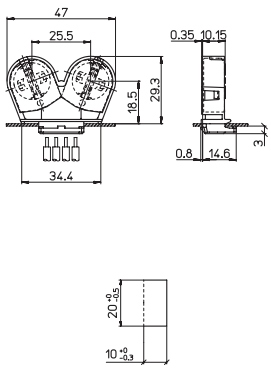

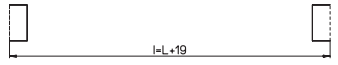

SUPPORTO DOPPIO
in policarbonato
per cave 10x20 mm

TWIN BRACKET
in polycarbonate
for 10x20 mm holes

Per/For: 285/FD

0,6-1,2 | 18,5

S-285/13

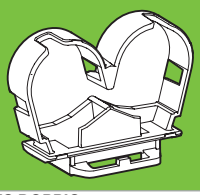

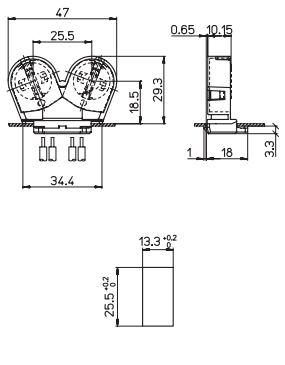

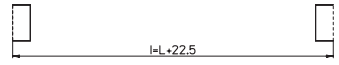

SUPPORTO DOPPIO
in policarbonato
per cave 13,3x25,5 mm

TWIN BRACKET
in polycarbonate
for 13,3x25,5 mm holes

Per/For: 285/FD

0,6-1,2 | 18,5

3b

Significato dei simboli sulla copertina

287

G5	2A-500V	T130 Tm110



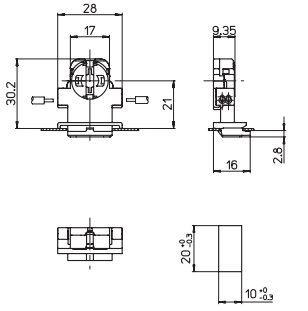

PORTALAMPADE IP20
— Corpo in policarbonato
— Contatti in bronzo fosforoso

IP20 LAMPHOLDER
— Polycarbonate body
— Phosphor bronze contacts

(120W-600V)

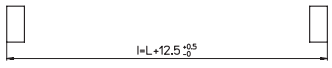

0,6-1	21	PBT	90°	mm²	0,5-1	8-9

286

G5	2A-500V	T130 Tm110

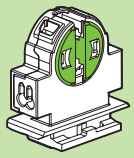

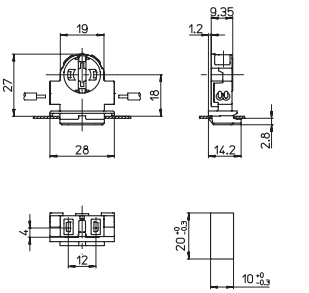

PORTALAMPADE IP20
— Corpo in policarbonato
— Contatti in bronzo fosforoso
— Con top test

IP20 LAMPHOLDER
— Polycarbonate body
— Phosphor bronze contacts
— With top test

(120W-600V)

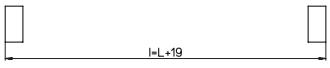

0,6-1	18	PBT	90°	mm²	0,5-1	8-9

267

G5	2A-500V	T130 Tm110

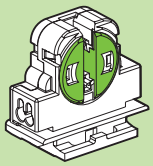

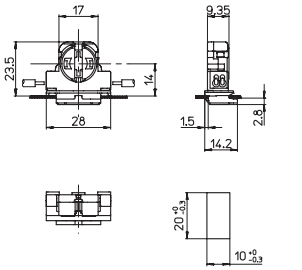

PORTALAMPADE IP20
— Corpo in policarbonato
— Contatti in bronzo fosforoso

IP20 LAMPHOLDER
— Polycarbonate body
— Phosphor bronze contacts

(120W-600V)

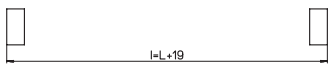

0,6-1	14	PBT	90°	mm²	0,5-1	8-9

284 284/B

G5	2A-500V	T130 Tm110

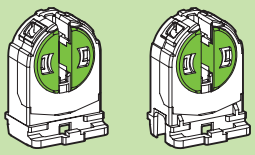

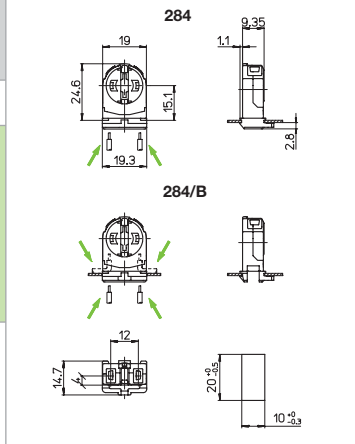

PORTALAMPADE IP20
— Corpo in policarbonato
— Contatti in bronzo fosforoso
— Con top test

IP20 LAMPHOLDERS
— Polycarbonate body
— Phosphor bronze contacts
— With top test

(120W-600V)

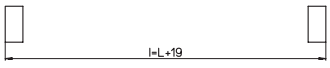

0,6-1	15,1	PBT	90°	mm²	0,5-1	8-9

908/S 908/S-SN

G5	2A-500V	T130 Tm110

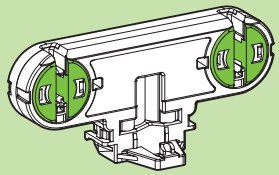

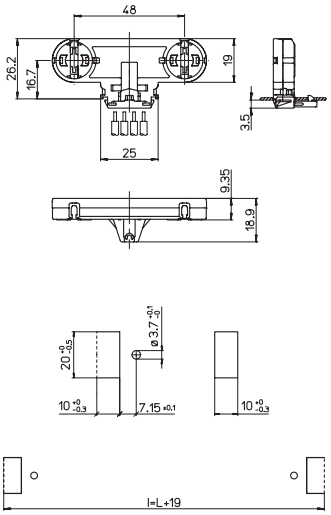

PORTALAMPADE DOPPI IP20
— Corpo in policarbonato
— Contatti in bronzo fosforoso

IP20 TWIN LAMPHOLDERS
— Polycarbonate body
— Phosphor bronze contacts

(120W-250V)

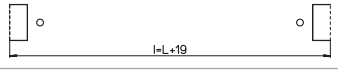

0,6-1,2	16,7	...-SN	PBT	90°	mm²	0,5-1	8-9

285-Z/S 285-Z/S-SN

G5	2A-500V	T130 Tm110

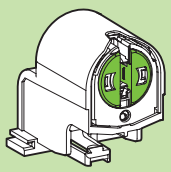

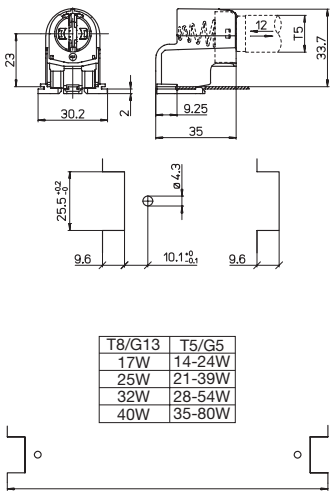

ADATTATORI IP20 DA T8/G13 A T5/G5
— Con portalampade 285/FD

IP20 ADAPTERS FROM T8/G13 TO T5/G5
— With lampholder 285/FD

(120W-600V)

T8/G13	T5/G5
17W	14-24W
25W	21-39W
32W	28-54W
40W	35-80W



0,8-1	23	PBT	90°	mm²	0,5-1	8-9

3c

A.A.G. STUCCHI

1911-10
1911-10/SN

G5	2A-500V	T130 Tm110

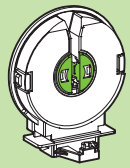

PORTALAMPADE IP40
— Corpo in policarbonato
— Contatti in bronzo fosforoso

IP40 LAMPHOLDERS
— Polycarbonate body
— Phosphor bronze contacts

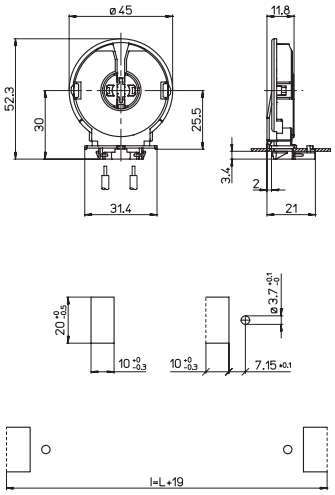

IP40 Con/With: S-1911/...

	0,6-1,2	25,5	...-SN	PBT 90°		mm² 0,5-1	8-9	IP40

1912-10
1912-10/SN

G5	2A-500V	T130 Tm110



PORTALAMPADE DOPPI IP40
— Corpo in policarbonato
— Contatti in bronzo fosforoso

IP40 TWIN LAMPHOLDERS
— Polycarbonate body
— Phosphor bronze contacts

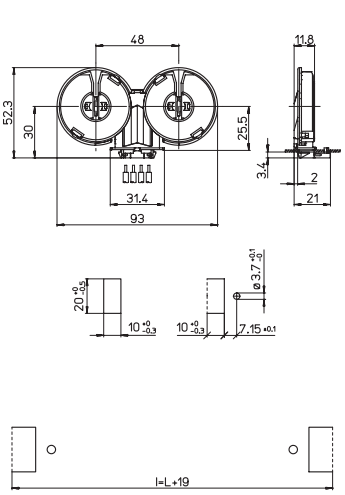

IP40 Con/With: S-1911/...

	0,6-1,2	25,5	...-SN	PBT 90°		mm² 0,5-1	8-9	IP40

1911
1911/SN

G5	2A-500V	T130 Tm110

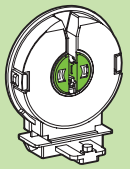

PORTALAMPADE IP40
— Corpo in policarbonato
— Contatti in bronzo fosforoso

IP40 LAMPHOLDERS
— Polycarbonate body
— Phosphor bronze contacts

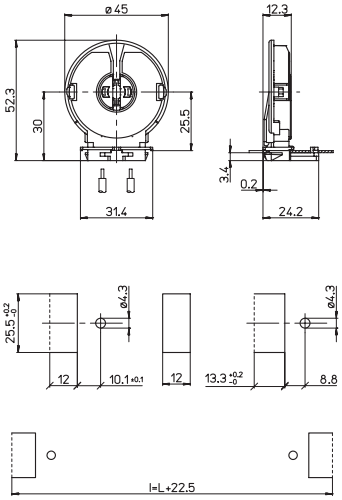

IP40 Con/With: S-1911/...

	0,6-1,2	25,5	...-SN	PBT 90°		mm² 0,5-1	8-9	IP40

1912
1912/SN

G5	2A-500V	T130 Tm110



PORTALAMPADE DOPPI IP40
— Corpo in policarbonato
— Contatti in bronzo fosforoso

IP40 TWIN LAMPHOLDERS
— Polycarbonate body
— Phosphor bronze contacts

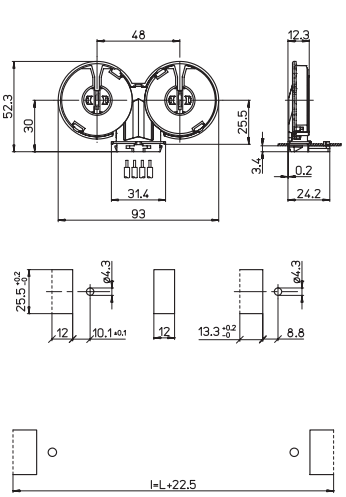

IP40 Con/With: S-1911/...

	0,6-1,2	25,5	...-SN	PBT 90°		mm² 0,5-1	8-9	IP40

⚠ Significato dei simboli sulla copertina

1911/T
1911/T-SN

G5	2A-500V	T130 Tm110



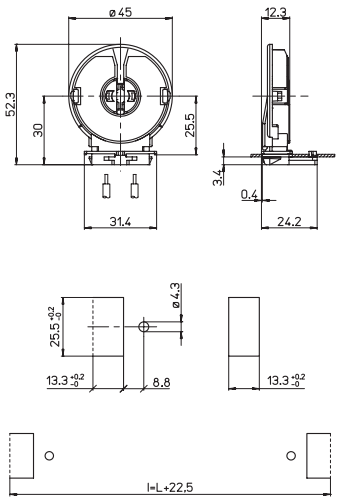

PORTALAMPADE IP40
— Corpo in policarbonato
— Contatti in bronzo fosforoso

IP40 LAMPHOLDERS
— Polycarbonate body
— Phosphor bronze contacts

IP40 Con/With: S-1911/...

0,6-1,2	25,5	.../T	...-SN	PBT 90°	mm² 0,5-1	8-9	IP40

1912/T
1912/T-SN

G5	2A-500V	T130 Tm110



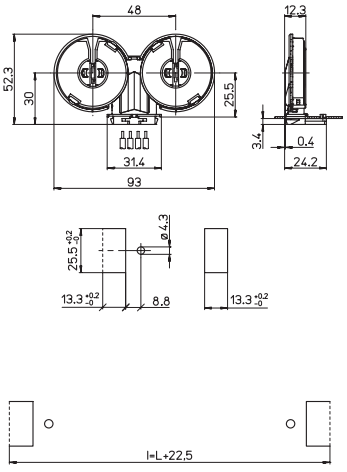

PORTALAMPADE DOPPI IP40
— Corpo in policarbonato
— Contatti in bronzo fosforoso

IP40 TWIN LAMPHOLDERS
— Polycarbonate body
— Phosphor bronze contacts

IP40 Con/With: S-1911/...

0,6-1,2	25,5	.../T	...-SN	PBT 90°	mm² 0,5-1	8-9	IP40

1121

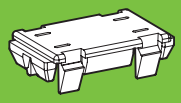

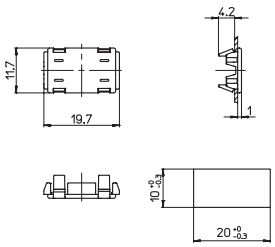

PIASTRINA DI CHIUSURA
in PP
per cave 10x20 mm

CLOSURE PLATE
in PP
for 10x20 mm holes

0,8-1,2	IP40

S-1911/3 S-1911/4



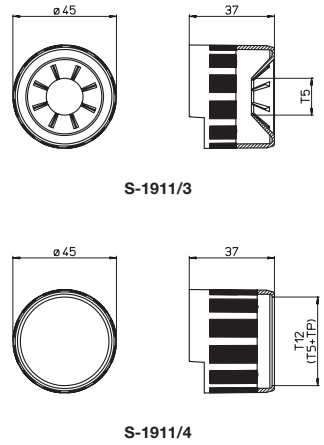

MANICOTTI IP40 in policarbonato
S-1911/3 per T5
S-1911/4 per T12 o T5+TP (ø37,8 min ø38,5 max)

IP40 SLEEVES in polycarbonate
S-1911/3 for T5
S-1911/4 for T12 or T5+TP (ø37,8 min ø38,5 max)

Per/For: 1911/... 1912/...

1780-G5/16

G5	2A-500V	T140 Tm110



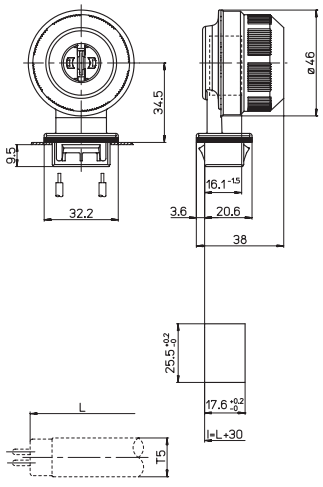

PORTALAMPADE IP66/67
per cave 17,6x25,5 mm
— Corpo in policarbonato e PBT
— Contatti in bronzo fosforoso

IP66/67 LAMPHOLDER
for 17,6x25,5 mm holes
— Polycarbonate and PBT body
— Phosphor bronze contacts

(120W-600V)

0,8-2	34,5	PBT 90°	mm² 0,5-1	8-9	IP66 IP67

1880-G5/16

G5	2A-500V	T140 Tm110



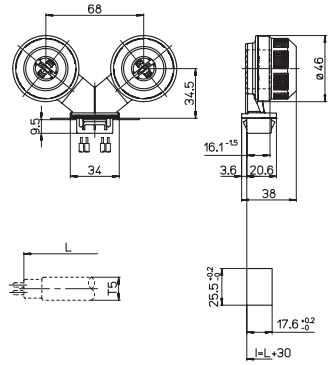

PORTALAMPADE DOPPIO IP66/67
per cave 17,6x25,5 mm
— Corpo in policarbonato e PBT
— Contatti in bronzo fosforoso

IP66/67 TWIN LAMPHOLDER
for 17,6x25,5 mm holes
— Polycarbonate and PBT body
— Phosphor bronze contacts

(120W-600V)

0,8-2	34,5	PBT 90°	mm² 0,5-1	8-9	IP66 IP67

1780-G5/38

G5	2A-500V	T140 Tm110

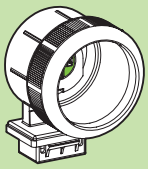

PORTALAMPADE IP66/67
per cave 17,6x25,5 mm
— Corpo in policarbonato e PBT
— Contatti in bronzo fosforoso
IP66/67 LAMPHOLDER
for 17,6x25,5 mm holes
— Polycarbonate and PBT body
— Phosphor bronze contacts

(120W-600V)

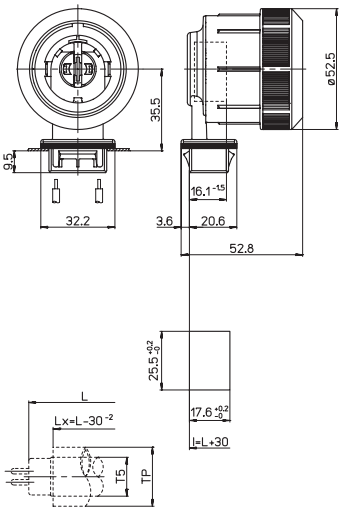

T5+TP= ø37,5 min ø40 max

0,8-2 | 34,5 | PBT 90° | mm² 0,5-1 | 8-9 | IP66 IP67

1880-G5/38

G5	2A-500V	T140 Tm110

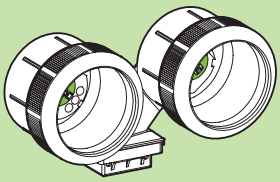

PORTALAMPADE DOPPIO IP66/67
per cave 17,6x25,5 mm
— Corpo in policarbonato e PBT
— Contatti in bronzo fosforoso
IP66/67 TWIN LAMPHOLDER
for 17,6x25,5 mm holes
— Polycarbonate and PBT body
— Phosphor bronze contacts

(120W-600V)

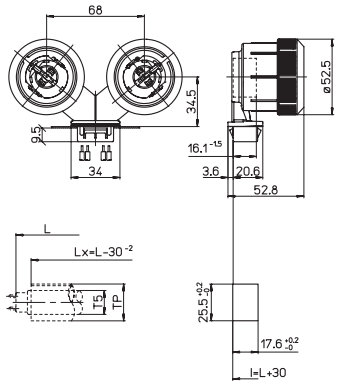

T5+TP= ø37,5 min ø40 max

0,8-2 | 34,5 | PBT 90° | mm² 0,5-1 | 8-9 | IP66 IP67

1783-G5/16

G5	2A-500V	T140 Tm110



PORTALAMPADE IP66/67
per cave 13,3x25,5 mm
— Corpo in policarbonato e PBT
— Contatti in bronzo fosforoso
IP66/67 LAMPHOLDER
for 13,3x25,5 mm holes
— Polycarbonate and PBT body
— Phosphor bronze contacts

(120W-600V)

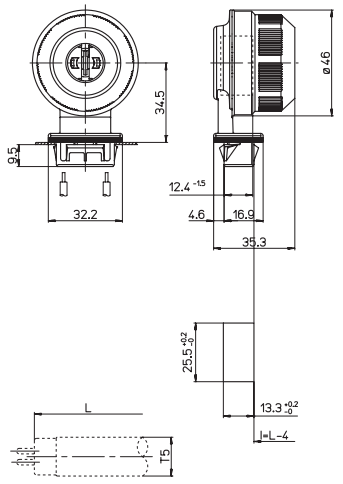

0,8-2 | 34,5 | PBT 90° | mm² 0,5-1 | 8-9 | IP66 IP67

1883-G5/16

G5	2A-500V	T140 Tm110



PORTALAMPADE DOPPIO IP66/67
per cave 13,3x25,5 mm
— Corpo in policarbonato e PBT
— Contatti in bronzo fosforoso
IP66/67 TWIN LAMPHOLDER
for 13,3x25,5 mm holes
— Polycarbonate and PBT body
— Phosphor bronze contacts

(120W-600V)

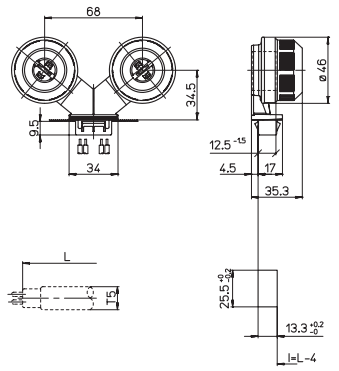

0,8-2 | 34,5 | PBT 90° | mm² 0,5-1 | 8-9 | IP66 IP67

1783-G5/38

G5	2A-500V	T140 Tm110

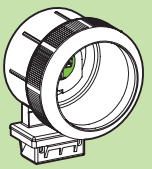

PORTALAMPADE IP66/67
per cave 13,3x25,5 mm
— Corpo in policarbonato e PBT
— Contatti in bronzo fosforoso
IP66/67 LAMPHOLDER
for 13,3x25,5 mm holes
— Polycarbonate and PBT body
— Phosphor bronze contacts

(120W-600V)

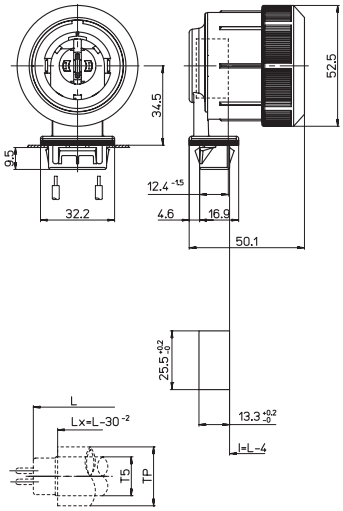

T5+TP= ø37,5 min ø40 max

0,8-2 | 34,5 | PBT 90° | mm² 0,5-1 | 8-9 | IP66 IP67

1883-G5/38

G5	2A-500V	T140 Tm110

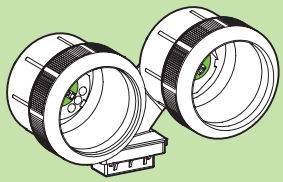

PORTALAMPADE DOPPIO IP66/67
per cave 13,3x25,5 mm
— Corpo in policarbonato e PBT
— Contatti in bronzo fosforoso
IP66/67 TWIN LAMPHOLDER
for 13,3x25,5 mm holes
— Polycarbonate and PBT body
— Phosphor bronze contacts

(120W-600V)

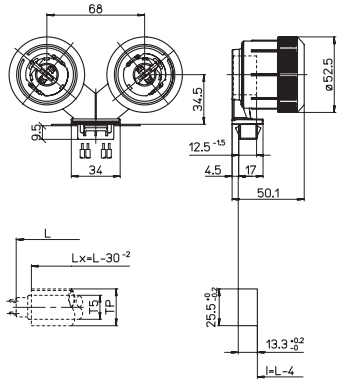

T5+TP= ø37,5 min ø40 max

0,8-2 | 34,5 | PBT 90° | mm² 0,5-1 | 8-9 | IP66 IP67

A.A.G. STUCCHI

4

PORTALAMPADE PER LAMPADE FLUORESCENTI LINEARI
LAMPHOLDERS FOR LINEAR FLUORESCENT LAMPS

Watt	L mm.(max)	D mm.	
14	361,2	ø26	T8
15	437,4		
15	549		
17	998,2		
18	589,8		
18	640,6		
19	691,4		
19	742,2		
25	894,6		
30	894,6		
32	1199,4		
33	1149		
36	1199,4		
38	1047		
40	1499,9		
58	1500		
70	1763,8		
20	589,8	ø32	T10
40	1199,4		
65	1500		
14	361,2	ø38	T12
15	437,3		
20	589,8		
25	691,4		
25	818,4		
25	894,6		
30	894,6		
34	1199,4		
40	1160		
40	1199,4		
65	1500		
75	1763,8		
80	1500		
85	1763,8		
100	2374,3		
125	2374,3		

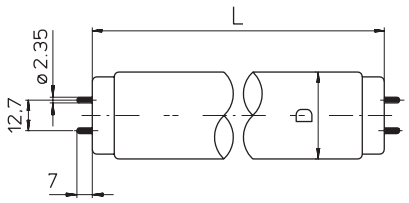

G13

TP= TUBI DI PROTEZIONE COVER TUBES

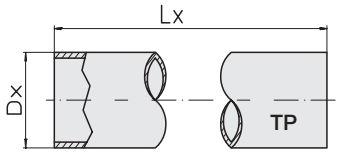

TP= ø 37,5 min ø 40 max

TP= ø 49 min ø 50 max

T8 + TP Dx= 40 mm max **Lx=** L - 30^{-2} mm

T12 + TP Dx= 50 mm max **Lx=** L - 30^{-2} mm

GUARNIZIONI dei portalampade protetti **GASKETS** of protected lampholders		**T max.**
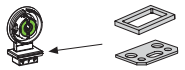	Neoprene	90 °C
.../26 .../38	Silicone	180 °C
.../50	EPDM	110 °C

AVVERTENZE SULLA DURATA DELLE GUARNIZIONI

Le guarnizioni dei portalampade IP66/67, vanno usate solo nei limiti di temperatura e utilizzo riportati in questo catalogo, perchè soggette a deterioramento che può compromettere il loro grado di protezione.
Si consiglia di controllare la loro integrità e di sostituire le guarnizioni deteriorate ogni volta che si interviene sull'apparecchio di illuminazione.

TEMPERATURA "T..." ASSEGNATA AI PORTALAMPADE

Nella scelta dei portalampade per la realizzazione degli apparecchi di illuminazione non si deve sottovalutare la temperatura sviluppata dalle diverse fonti di calore, quali la lampada, l'alimentatore e la corrente che lo attraversa.
Per cui è indispensabile assicurarsi che:

1 L'apparecchio sia in grado di smaltire il calore in esso contenuto.
2 La temperatura massima raggiunta nell'apparecchio non superi mai la "**T...**" assegnata ai suoi componenti perché potrebbe essere causa di pericolo e di danni.
3 I portalampade che non hanno una "**T...**" assegnata (par. 17.1 "test A" delle norme EN/IEC 60400) possono funzionare fino a una temperatura massima di 80 °C.

TEMPERATURE "T..." - "Tm..." ASSEGNATE AI PORTALAMPADE PER LAMPADE FLUORESCENTI G13

I portalampade per lampade fluorescenti tubolari possono avere assegnate due temperature: "**T...**" e "**Tm...**"

- "**T...**" è la temperatura massima di funzionamento assegnata ai portalampade misurata nel punto di contatto con l'attacco della lampada, origine della fonte di calore.

- "**Tm...**" è la temperatura massima di funzionamento assegnata ai portalampade, misurata nella parte posteriore, punto più lontano dalla fonte di calore quindi con valore inferiore alla temperatura "**T...**".

WARNINGS ABOUT THE GASKETS LIFE TIME

The gaskets of the IP66/67 lampholders must be used within the temperature and mounting limits stated in this catalogue, as they are subjected to deterioration which can effect their protection degree.
It is suggested to control their integrity and to replace the deteriorated gaskets every time that the luminaires is checked.

"T..." TEMPERATURE RATING OF LAMPHOLDERS

When choosing the lampholders to assemble a luminaire it is important not to underestimate the temperature developed by the lamp, the ballast and its associated current.
It is essential to make sure that:

1 The luminaire is able to dissipate the heat it produces.
2 The maximum temperature reached in the luminaire never exceeds the "**T...**" relative to its components because it can be dangerous and can cause damages.
3 The lampholders without a relative "**T...**" (par. 17.1 "test A" of the EN/IEC 60400 standards) can work up to a maximum temperature of 80 °C.

"T..." - "Tm..." TEMPERATURES RATING OF LAMPHOLDERS FOR G13 FLUORESCENT LAMPS

Lampholders for tubular fluorescent lamps normally have two temperatures classifications: "**T...**" and "**Tm...**"

- "**T...**" is the maximum working temperature of the lampholder; it is measured at the hottest point, i.e. at the point where the lampholder comes into contact with the lamp cap (heating source).

- "**Tm...**" is the maximum working temperature that the lampholder can withstand overall, measured in the back part, at the most distant point from the heating source and consequently it is lower than the "**T...**" temperature.

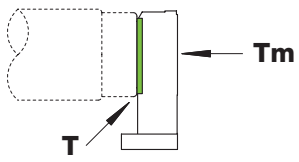

AAG STUCCHI Essential for lighting

PORTALAMPADE MARCATI 500V
Adatti per circuiti con reattore elettronico e dimmer.

PORTALAMPADE PER CIRCUITI INSTANT START
Sono disponibili portalampade con contatti cortocircuitati che permettono al reattore di accendere istantaneamente la lampada senza l'utilizzo di uno starter.

ROTORE DEI PORTALAMPADE PER LAMPADE G13
Nel punto di accoppiamento con l'attacco della lampada, che è il punto dove si sviluppa il maggior calore, il portalampade è provvisto di un rotore in PBT. Il PBT é un tecnopolimero che resiste in permanenza ad una temperatura di 140 °C e per brevi periodi a 170 °C senza che si producano ritiri o deformazioni.

La presenza del rotore garantisce una sicurezza totale perché:

1 Evita l'errata introduzione di un solo piolino della lampada nel portalampade mentre l'altro é ancora accessibile.
2 Può essere girato solo quando entrambi i piolini della lampada sono inseriti correttamente nell'apposita fessura.
3 I piolini non possono mai toccare i contatti quando la lampada, per sbaglio, viene spinta assialmente verso la faccia del portalampade.

CORRETTO UTILIZZO DEI PORTALAMPADE PER LAMPADE G13 CON ROTORE A SCATTI DI 30°, 45°, 90°
E' assolutamente da evitare l'utilizzo di un portalampade con rotore con scatti di 90° in coppia con un altro che ha il rotore con scatti di 30° o 45° perchè in questo caso la rotazione potrebbe fermarsi in una posizione intermedia (30° o 45°), stabilendo un contatto imperfetto tra il terminale del portalampade e il piolino della lampada e ciò può provocare pericolosi surriscaldamenti e bruciature.

LAMPHOLDERS WITH MARK 500V
Suitable for circuits with electronic ballast and dimmer.

LAMPHOLDERS FOR INSTANT START CIRCUITS
Lampholders with internally shunted contacts for use in circuits with a ballast able to strike the lamp without a starter are available.

ROTOR OF LAMPHOLDERS FOR G13 LAMPS
The rotor of the lampholder, being the point at which the greatest heat is developed, is moulded in PBT. PBT is a high temperature polymer which is capable of withstanding continuous working temperatures of 140 °C, with short excursion to 170 °C, without shrinking or deformation.

The presence of the rotor assures total safety as:

1 It avoids the insertion of only one pin of the lamp in the lampholder while the other pin is still exposed.
2 It can be turned only when both lamp pins are correctly inserted in the proper slot.
3 You cannot make accidental electrical contact to the lamp even if the lamp pins touch the front face of the lampholder.

CORRECT USE OF LAMPHOLDERS FOR G13 LAMPS WITH 30°, 45°, 90° POSITIONS OF ROTOR
You must absolutely avoid the use of a lampholder having the rotor with 90° positions in couple with another lampholder that has the rotor with 30° or 45° positions as this could cause an imperfect contact between the lampholder terminal and the lamp pin because the rotation of the rotor would stop in intermediate positions (30°or 45°). This could start dangerous overheating and burnings.

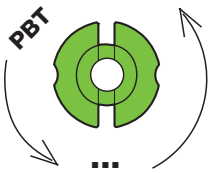

AVVERTENZE PER ART. 85/EX
Solo per apparecchi antideflagranti dove la messa in opera e il cambio della lampada avviene con circuito dei portalampade fuori tensione. Munire l'apparecchio d'illuminazione di interruttore che toglie automaticamente tensione alla plafoniera quando viene aperta per la messa in opera o per il cambio della lampada.
Sicurezza contro forti vibrazioni ed archi elettrici.

AVVERTENZE PER ART. 43 - 140 - 140/C - 142 - 143 - 146
L'apparecchio d'illuminazione deve essere sottoposto a tutte le prove relative alla sicurezza contro il contatto accidentale durante il cambio della lampada previste dalle norme EN/IEC 60598

CATEGORIA DI SOVRATENSIONE
I portalampade per lampade fluorescenti (EN/IEC 60400) sono conformi alle distanze in aria e superficiali richieste per la categoria di sovratensione II (norme EN/IEC 60664-1).

COLLAUDO FINALE DEGLI APPARECCHI D'ILLUMINAZIONE
Dopo il cablaggio, un apparecchio d'illuminazione richiede il controllo del suo corretto funzionamento.
Tutti i nostri portalampade sono idonei per essere sottoposti al collaudo finale che può essere fatto sia manualmente che automaticamente e, secondo il dispositivo utilizzato, la prova può essere effettuata nei seguenti modi:

- "**TOP TEST**": prova effettuata con un simulatore a due spine da introdurre verticalmente in apposite fessure ricavate nella parte superiore del portalampade.

- "**ROTOR TEST**": prova effettuata con un simulatore di un attacco lampada (o con la lampada stessa) che riproduce l'operazione di inserimento della lampada nei portalampade.

Se analizziamo i metodi sopra descritti, possiamo concludere che il "**ROTOR TEST**" è un sistema universale che presenta i seguenti vantaggi:

1 Può essere effettuato su tutti i portalampade esistenti.
2 Può essere effettuato anche in condizioni sfavorevoli (es. portalampade incassato).
3 Con il "**ROTOR TEST**" il collaudo è completo perché oltre a verificare il funzionamento dell'apparecchio, prova anche la pressione di contatto sui piolini della lampada e verifica la precisione del montaggio dei portalampade.

WARNINGS FOR ART. 85/EX
Only for explosion proof devices where the mains supply is turned off during insertion or removal of the lamp. A switch must be provided to automatically break the supply circuit when the luminaires is opened for service or lamp replacement.
Safety against severe vibration conditions and electric arcs.

WARNINGS FOR ART. 43 - 140 - 140/C - 142 - 143 - 146
All luminaires must undergo to all safety tests to protect against electric shock during the lamp replacement operation as prescribed by the EN/IEC 60598 standards.

IMPULSE WITHSTAND CATEGORY
Lampholders for fluorescent lamps (EN/IEC 60400) are in accordance with the prescribed creepage distances and clearances for the impulse withstand category II (EN/IEC 60664-1 standards).

LUMINARIES FINAL TEST
Testing for correct operation must be carried out after the wiring has been completed.
All our lampholders are suitable to undergo either a manual or an automatic final test and according to the used device, the test can be run in the following ways:

- "**TOP TEST**": carried out with a two pin simulator which, when inserted vertically from above, touches the lamp contacts via the slots in the upper part of the lampholder.

- "**ROTOR TEST**": carried out with a lamp cap simulator (or with the lamp itself) that simulates the insertion of the lamp in the lampholders.

If we analyse these methods we can come to the conclusion that the "**ROTOR TEST**" is an universal system with the following advantages:

1 It can be carried out with all the existing lampholders.
2 It can be carried out even in unfavourable conditions (i.e. recessed lampholders).
3 With the "**ROTOR TEST**" the test is complete because as well as verifying the correct operation of the luminaire it also tests the contact pressure of the lamp pins and check the accuracy of the lampholders mounting.

4a

A.A.G. STUCCHI

147/F 147/M

G13	2A-250V	T110

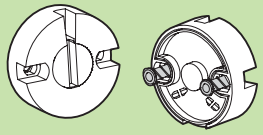

PORTALAMPADE IP20
— Corpo in policarbonato
— Contatti in ottone

IP20 LAMPHOLDERS
— Polycarbonate body
— Brass contacts

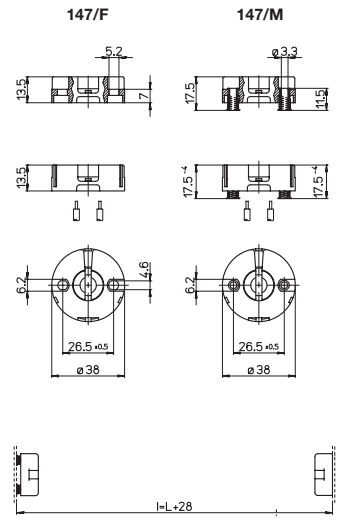

F | M | 13,5 | PC 90° | mm² 0,5-1 | mm² 0,5-1 | 8-9

340/F 340/M 341/F

G13	2A-250V	T110



PORTALAMPADE IP20
— Corpo in policarbonato
— Contatti in bronzo fosforoso

IP20 LAMPHOLDERS
— Polycarbonate body
— Phosphor bronze contacts

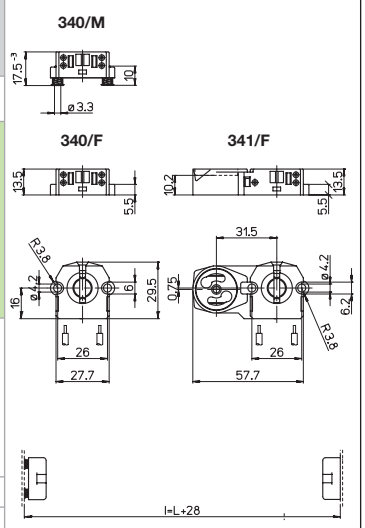

F | M | 13,5 | PBT 30° | mm² 0,5-1 | 8-9

347/F 347/M 348/F

G13	2A-250V	T130 Tm110



PORTALAMPADE IP20
— Corpo in policarbonato
— Contatti in bronzo fosforoso

IP20 LAMPHOLDERS
— Polycarbonate body
— Phosphor bronze contacts

347/F 347/M (660W-600V)

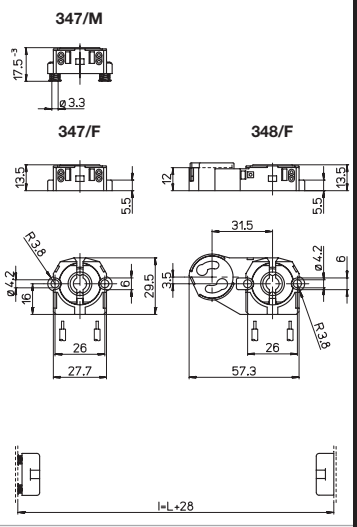

F | M | 13,5 | PBT 45° | mm² 0,5-1 | 8-9

345/F 346/F

G13	2A-250V	T130 Tm110

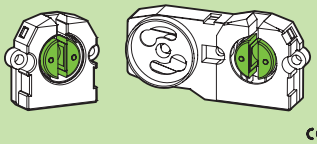

PORTALAMPADE IP20
— Corpo in policarbonato
— Contatti in bronzo fosforoso

IP20 LAMPHOLDERS
— Polycarbonate body
— Phosphor bronze contacts

(660W-600V)

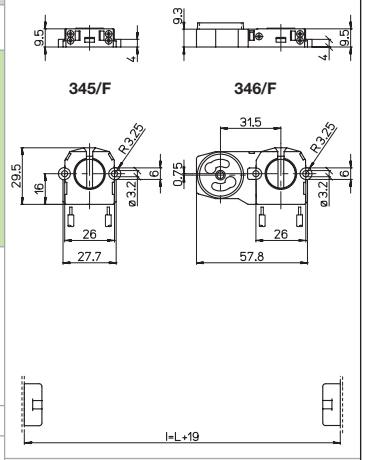

F | M | 9,5 | PBT 45° | mm² 0,5-1 | 8-9

Significato dei simboli sulla copertina

340/FD

G13	2A-250V	T110

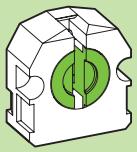

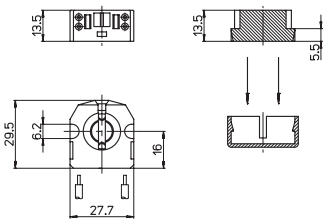

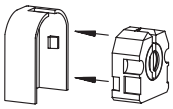

PORTALAMPADE IP20
— Corpo in policarbonato
— Contatti in bronzo fosforoso

IP20 LAMPHOLDER
— Polycarbonate body
— Phosphor bronze contacts

13,5	PBT 30°	0,5-1 mm²	8-9

343/FD

G13	2A-250V	T130 Tm110

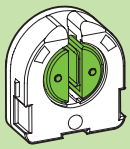

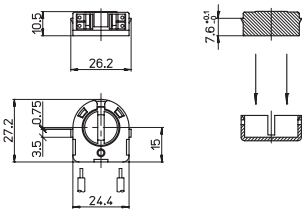

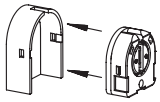

PORTALAMPADE IP20
— Corpo in policarbonato
— Contatti in bronzo fosforoso

IP20 LAMPHOLDER
— Polycarbonate body
— Phosphor bronze contacts

(660W-600V)

10,5	PBT 45°	0,5-1 mm²	8-9

345/FD

G13	2A-250V	T130 Tm110

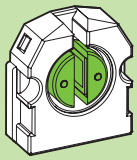

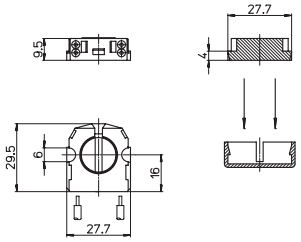

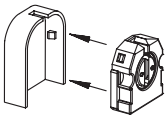

PORTALAMPADE IP20
— Corpo in policarbonato
— Contatti in bronzo fosforoso

IP20 LAMPHOLDER
— Polycarbonate body
— Phosphor bronze contacts

(660W-600V)

9,5	PBT 45°	0,5-1 mm²	8-9

134

ADATTATORE
in policarbonato trasparente stabilizzato agli UV

ADAPTOR
in UV resistant transparent polycarbonate

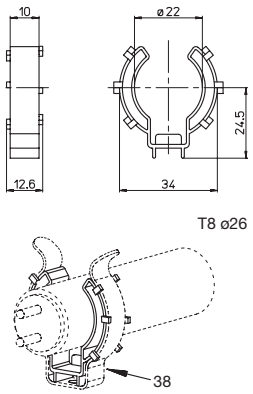

Per/For: 38/...

37/CVD 38/CVD 37/SVD 38/SVD

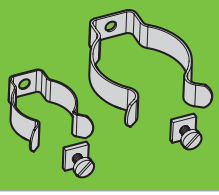

GANCI
in acciaio nichelato
.../CVD= con vite e dado di fissaggio
.../SVD= senza vite e dado di fissaggio
CLIPS
in nickel plated steel
.../CVD= with fixing screw and nut
.../SVD= without fixing screw and nut

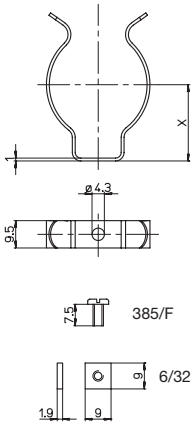

37	38
X=16,5	X=25,5
T8 ø26	T12 ø38

137/CVD 138/CVD 137/SVD 138/SVD

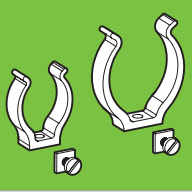

GANCI
in policarbonato trasparente stabilizzato agli UV
.../CVD= con vite e dado di fissaggio
.../SVD= senza vite e dado di fissaggio
CLIPS
in UV resistant transparent polycarbonate
.../CVD= with fixing screw and nut
.../SVD= without fixing screw and nut

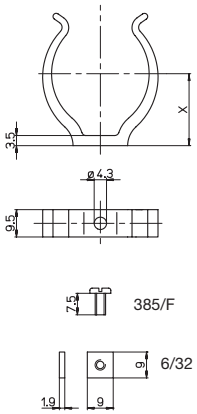

137	138
X=20	X=25
T8 ø26	T12 ø38

146

G13	2A-250V	T110

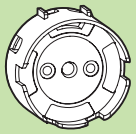

PORTALAMPADE CONNETTORE IP20
— Corpo in policarbonato
— Contatti in ottone

IP20 PUSH-ON LAMPHOLDER
— Polycarbonate body
— Brass contacts

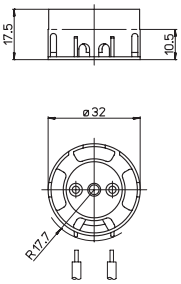

T8 ø26

10,5		0,5-1 mm²	0,5-1 mm²	8-9	33	37 137

140 140/C

G13	2A-250V	T110

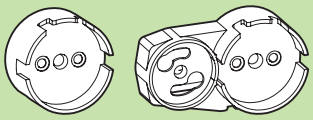

PORTALAMPADE CONNETTORE IP20
— Corpo in policarbonato
— Contatti in bronzo fosforoso

IP20 PUSH-ON LAMPHOLDERS
— Polycarbonate body
— Phosphor bronze contacts

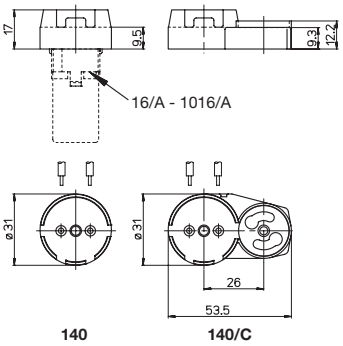

T8 ø26

9,5		0,5-1 mm²	8-9	33	37 137

142

G13	2A-250V	T110

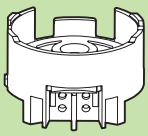

PORTALAMPADE CONNETTORE IP20
— Corpo in policarbonato
— Contatti in bronzo fosforoso

IP20 PUSH-ON LAMPHOLDER
— Polycarbonate body
— Phosphor bronze contacts

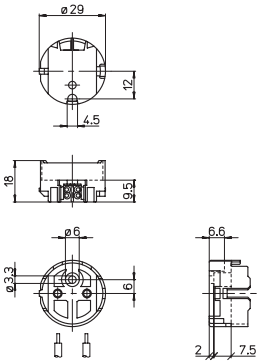

T8 ø26

9,5		0,5-1 mm²	8-9	33	37 137

142/FAU 142/MAU

G13	2A-250V	T110

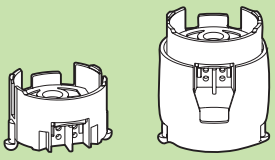

PORTALAMPADE IP20
— Corpo in policarbonato
— Contatti in bronzo fosforoso

IP20 LAMPHOLDERS
— Polycarbonate body
— Phosphor bronze contacts

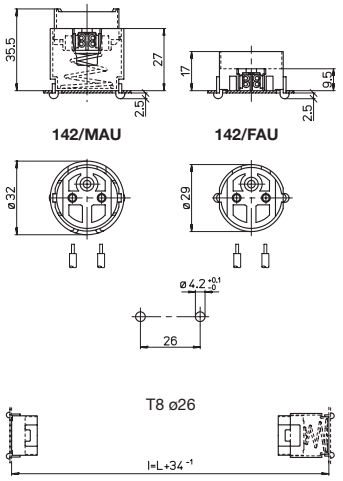

T8 ø26

FAU	MAU	0,6-1		0,5-1 mm²	8-9

143

G13	2A-250V	T110



PORTALAMPADE CONNETTORE IP20
— Corpo in policarbonato
— Contatti in ottone

IP20 PUSH-ON LAMPHOLDER
— Polycarbonate body
— Brass contacts

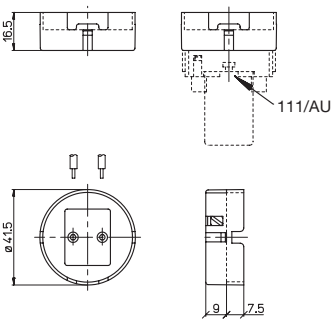

T12 ø38

9		0,5-1 mm²	0,5-1 mm²	8-9	34	38 138

43 43/T

G13	2A-250V	T110

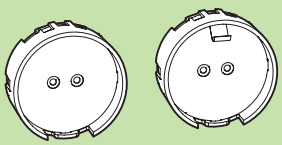

PORTALAMPADE CONNETTORE IP20
.../T= con contatto di terra
— Corpo in policarbonato
— Contatti in ottone

IP20 PUSH-ON LAMPHOLDERS
.../T= with earth contact
— Polycarbonate body
— Brass contacts

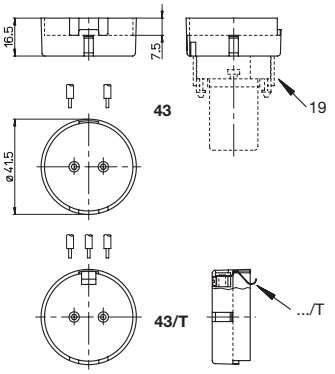

T12 ø38

7,5		0,5-1 mm²	8-9	34	38 138

340/MAU
340/FAU/16

G13	2A-250V	T110



PORTALAMPADE IP20
— Corpo in policarbonato
— Contatti in bronzo fosforoso

IP20 LAMPHOLDERS
— Polycarbonate body
— Phosphor bronze contacts

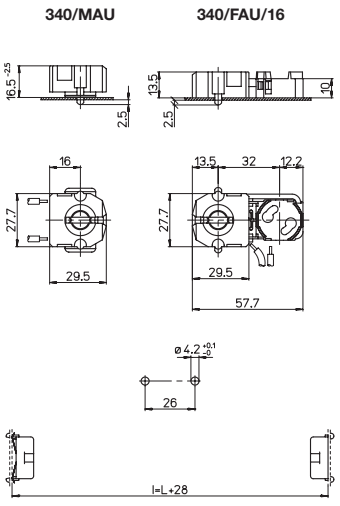

FAU	MAU	0,6-1,2	13,5	PBT 30°	mm² 0,5-1	8-9

340/FAU 341/FAU
340/MAU 341/MAU

G13	2A-250V	T110

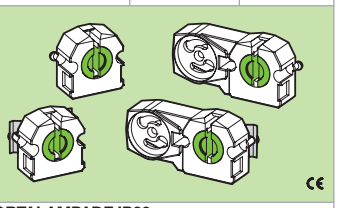

PORTALAMPADE IP20
— Corpo in policarbonato
— Contatti in bronzo fosforoso

IP20 LAMPHOLDERS
— Polycarbonate body
— Phosphor bronze contacts

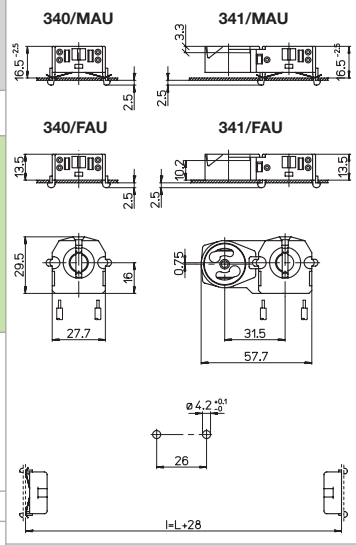

FAU	MAU	0,6-1,2	13,5	PBT 30°	mm² 0,5-1	8-9

347/FAU 348/FAU
347/MAU 348/MAU

G13	2A-250V	T130 Tm110

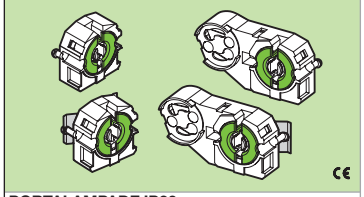

PORTALAMPADE IP20
— Corpo in policarbonato
— Contatti in bronzo fosforoso

IP20 LAMPHOLDERS
— Polycarbonate body
— Phosphor bronze contacts

c UL us 347/FAU 347/MAU (660W-600V)

IRAM

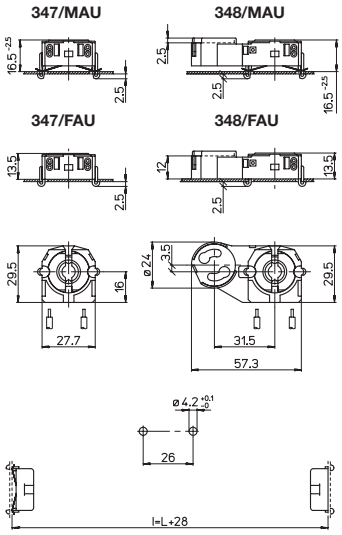

FAU	MAU	0,6-1,2	13,5	PBT 45°	mm² 0,5-1	8-9

347/FAU 349/FAU
347/MAU 349/MAU

G13	2A-250V	T130 Tm110

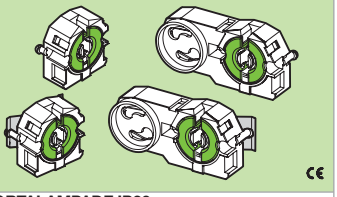

PORTALAMPADE IP20
— Corpo in policarbonato
— Contatti in bronzo fosforoso

IP20 LAMPHOLDERS
— Polycarbonate body
— Phosphor bronze contacts

c UL us 347/FAU 347/MAU (660W-600V)

IRAM 347/FAU 347/MAU

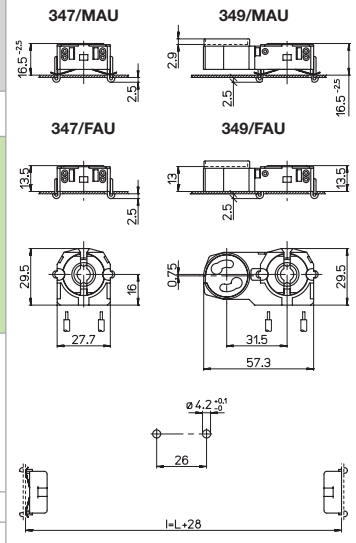

FAU	MAU	0,6-1,2	13,5	PBT 45°	mm² 0,5-1	8-9

40/AU

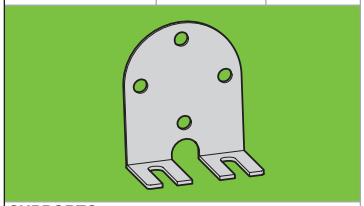

SUPPORTO
in acciaio zincato

BRACKET
in zinc plated steel

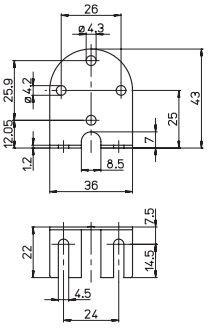

Per/For: 142/... 340/... 341/... 343/... 344/...-26 345/... 346/... 347/... 348/... 349/... 350/... 352/...1345/...

40/C 40/L

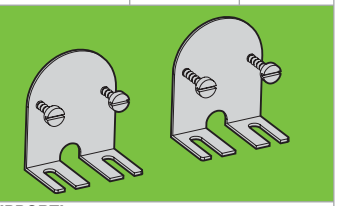

SUPPORTI
in acciaio zincato
.../C= con viti corte
.../L= con viti lunghe

BRACKETS
in zinc plated steel
.../C= with short screws
.../L= with long screws

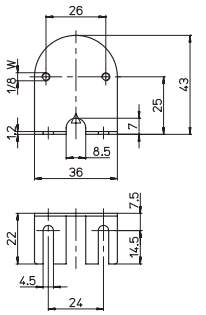

40/C= 338/F
1/8W

40/L= 339/F
1/8W

Per/For:
40/C: 147/F 340/F 341/F 345/F 346/F 347/F 348/F 349/F
40/L: 147/M 340/M 347/M 348/M 349/M

350/FAU-13 350/MAU-13

G13	2A-250V	T130 Tm110

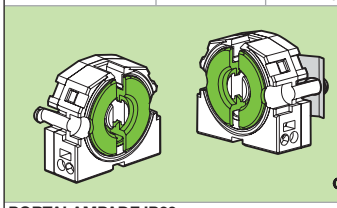

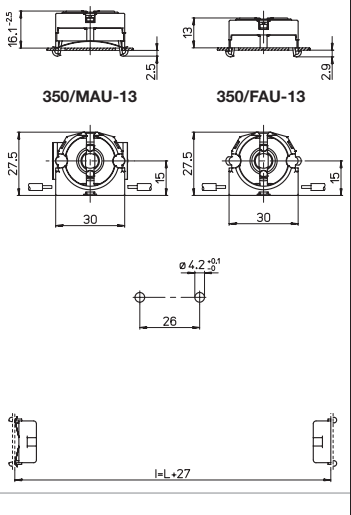

PORTALAMPADE IP20
— Corpo in policarbonato
— Contatti in bronzo fosforoso

IP20 LAMPHOLDERS
— Polycarbonate body
— Phosphor bronze contacts

(660W-600V)

FAU	MAU	0,6-1,2	13	PBT 90°	mm² 0,5-1	8-9

1232/FAU-13 1232/MAU-13
1232-H/FAU-13 1232-H/MAU-13

G13	2A-500V	T140 Tm110

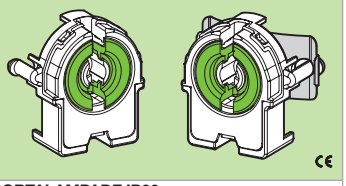

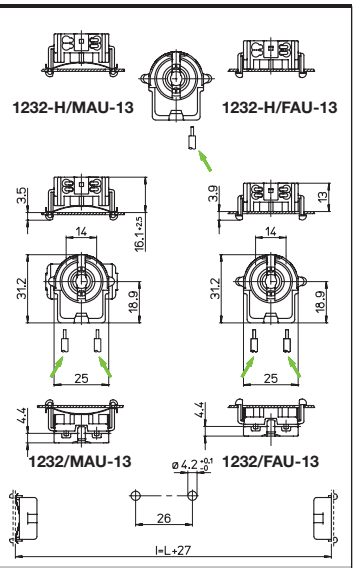

PORTALAMPADE IP20
...-H= con contatti in bronzo fosforoso cortocircuitati per circuiti INSTANT START
— Corpo in policarbonato e PBT — Con top test

IP20 LAMPHOLDERS
...-H= with phosphor bronze shunted contacts for INSTANT START circuits
— Polycarbonate and PBT body — With top test

(660W-600V)

FAU	MAU	0,6-1,2	13	PBT 90°	mm² 0,5-1	8-9	IS

1345/FAU-13 1345/MAU-13

G13	2A-250V	T130 Tm110

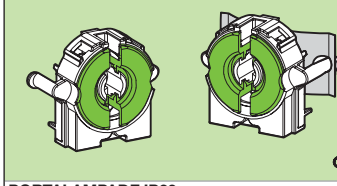

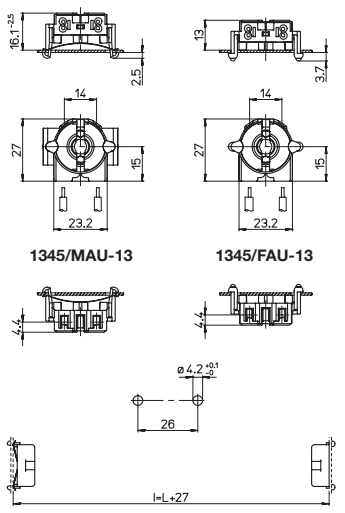

PORTALAMPADE IP20
— Corpo in policarbonato
— Contatti in bronzo fosforoso
— Con top test

IP20 LAMPHOLDERS
— Polycarbonate body
— Phosphor bronze contacts
— With top test

(660W-600V)

FAU	MAU	0,6-1,2	13	PBT 90°	mm² 0,5-1	8-9

2346/FAU-13 2346/MAU-13

G13	2A-250V	T130 Tm110

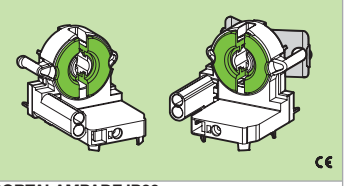

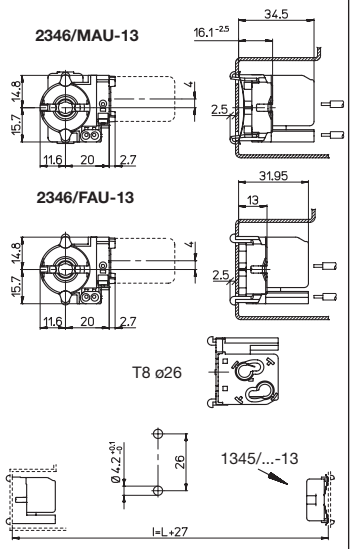

PORTALAMPADE IP20
CON PORTASTARTER
— Corpo in policarbonato
— Contatti in bronzo fosforoso

IP20 LAMPHOLDERS
WITH STARTERHOLDERS
— Polycarbonate body
— Phosphor bronze contacts

FAU	MAU	0,6-1,2	13	PBT 90°	mm² 0,5-1	8-9

Con/With: 1345/...-13 **Brev./Pat.**

30/AU



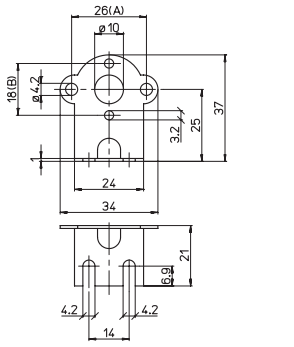

SUPPORTO
in acciaio zincato

BRACKET
in zinc plated steel

Per/For: (A) 142/... 340/... 341/... 343/... 344/...-26 345/... 346/... 347/... 348/... 349/...1345/...

257



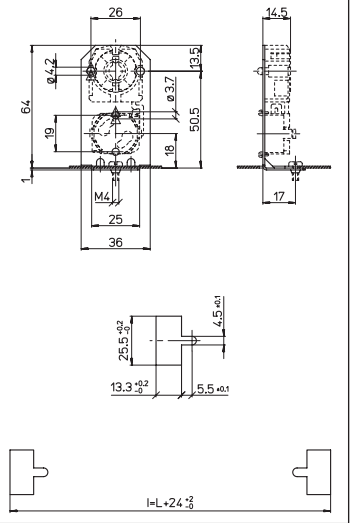

SUPPORTO
in acciaio zincato

BRACKET
in zinc plated steel

Per/For: 16/A 347/FAU 1345/FAU-13

1 max

343/FAU 343/MAU

G13	2A-250V	T130 Tm110

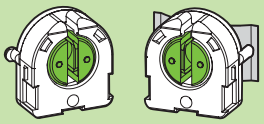

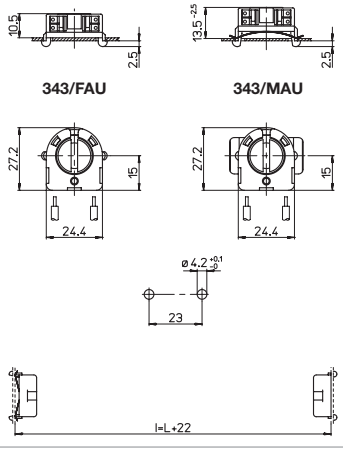

PORTALAMPADE IP20
— Corpo in policarbonato
— Contatti in bronzo fosforoso

IP20 LAMPHOLDERS
— Polycarbonate body
— Phosphor bronze contacts

(660W-600V)

FAU	MAU	0,6-1	10,5	PBT 45°	mm² 0,5-1	8-9

343/FAU-26 344/FAU-26 343/MAU-26 344/MAU-26

G13	2A-250V	T130 Tm110



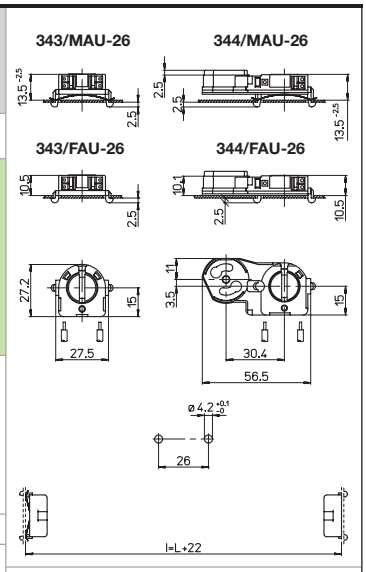

PORTALAMPADE IP20
— Corpo in policarbonato
— Contatti in bronzo fosforoso

IP20 LAMPHOLDERS
— Polycarbonate body
— Phosphor bronze contacts

343/...-26 (660W-600V)

343/...-26

FAU	MAU	0,6-1	10,5	PBT 45°	mm² 0,5-1	8-9

350/FAU-10,5 350/MAU-10,5

G13	2A-250V	T130 Tm110

PORTALAMPADE IP20
— Corpo in policarbonato
— Contatti in bronzo fosforoso

IP20 LAMPHOLDERS
— Polycarbonate body
— Phosphor bronze contacts

(660W-600V)

FAU	MAU	0,6-1,2	10,5	PBT 90°	mm² 0,5-1	8-9

1345/FAU-10,5 1345/MAU-10,5

G13	2A-250V	T130 Tm110

PORTALAMPADE IP20
— Corpo in policarbonato
— Contatti in bronzo fosforoso
— Con top test

IP20 LAMPHOLDERS
— Polycarbonate body
— Phosphor bronze contacts
— With top test

(660W-600V)

FAU	MAU	0,6-1,2	10,5	PBT 90°	mm² 0,5-1	8-9

352/FAU 352/MAU

G13	2A-250V	T130 Tm110

PORTALAMPADE IP20
— Corpo in policarbonato
— Contatti in bronzo fosforoso
— Con top test

IP20 LAMPHOLDERS
— Polycarbonate body
— Phosphor bronze contacts
— With top test

FAU	MAU	0,6-1,2	10,5	PBT 90°	mm² 0,5-1	8-9

352/FAU-48 352/MAU-48

G13	2A-250V	T130 Tm110

PORTALAMPADE IP20
— Corpo in policarbonato
— Contatti in bronzo fosforoso
— Con top test

IP20 LAMPHOLDERS
— Polycarbonate body
— Phosphor bronze contacts
— With top test

Brev./Pat.

FAU	MAU	0,6-1,2	10,5	PBT 90°	mm² 0,5-1	8-9	123

1232/FAU-10,5 1232/MAU-10,5
1232-H/FAU-10,5 1232-H/MAU-10,5

G13	2A-500V	T140 Tm110

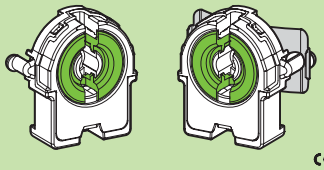

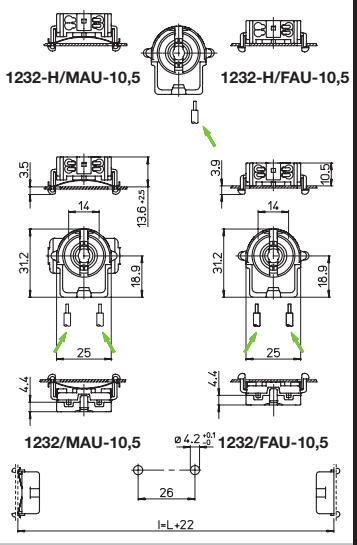

PORTALAMPADE IP20
...-H= con contatti in bronzo fosforoso cortocircuitati per circuiti INSTANT START
— Corpo in policarbonato e PBT — Con top test

IP20 LAMPHOLDERS
...-H= with phosphor bronze shunted contacts for INSTANT START circuits
— Polycarbonate and PBT body — With top test

(660W-600V)

FAU | MAU | 0,6-1,2 | 10,5 | PBT 90° | mm² 0,5-1 | 8-9 | IS

2346/FAU-10,5 2346/MAU-10,5

G13	2A-250V	T130 Tm110

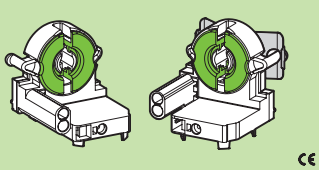

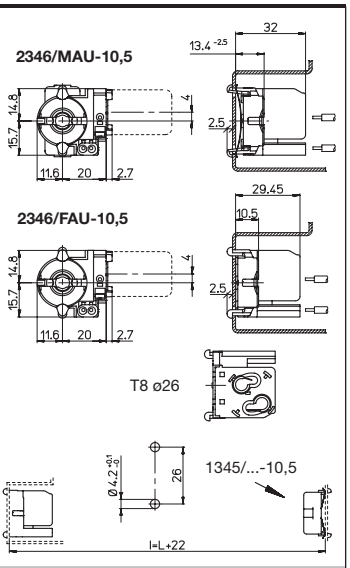

PORTALAMPADE IP20
CON PORTASTARTER
— Corpo in policarbonato
— Contatti in bronzo fosforoso

IP20 LAMPHOLDERS
WITH STARTERHOLDERS
— Polycarbonate body
— Phosphor bronze contacts

Con/With: 1345/...-10,5 Brev./Pat.

FAU | MAU | 0,6-1,2 | 10,5 | PBT 90° | mm² 0,5-1 | 8-9

123

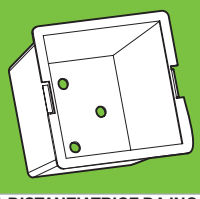

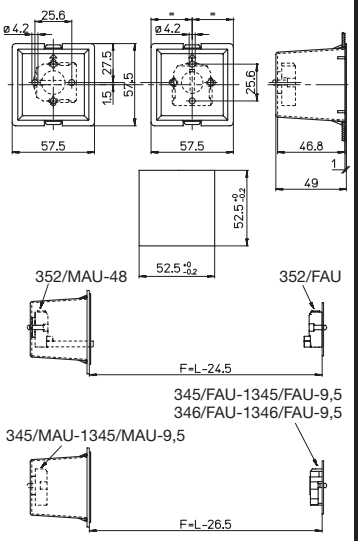

SCATOLA DISTANZIATRICE DA INCASSO
in poliammide
— Profondità= 46,8 mm

SPACING BOX
in polyamide
— Depth= 46,8 mm

Per/For: 345/MAU 352/MAU-48 1345/MAU-9,5

0,6-1,2

124

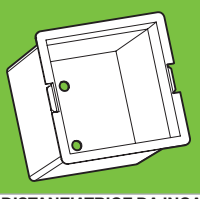

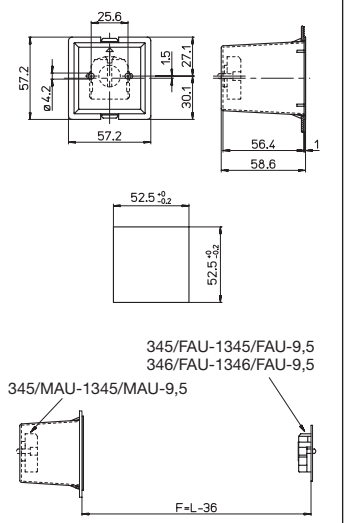

SCATOLA DISTANZIATRICE DA INCASSO
in poliammide
— Profondità= 56,4 mm

SPACING BOX
in polyamide
— Depth= 56,4 mm

Per/For: 345/MAU 1345/MAU-9,5

0,6-1,2

258



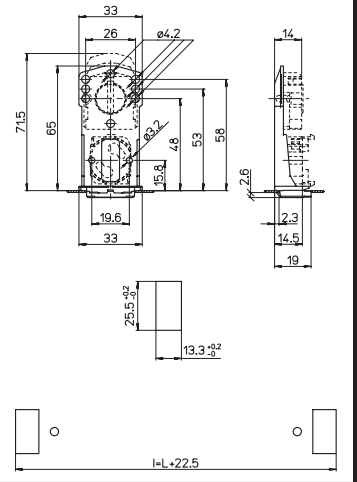

SUPPORTO
in policarbonato

BRACKET
in polycarbonate

Per/For: 16/A 345/FAU 346/FAU 1345/FAU-9,5 1346/FAU-9,5

0,6-1,2

259/S 259/D

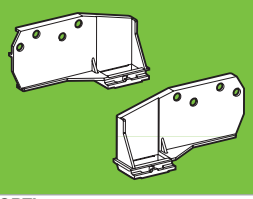

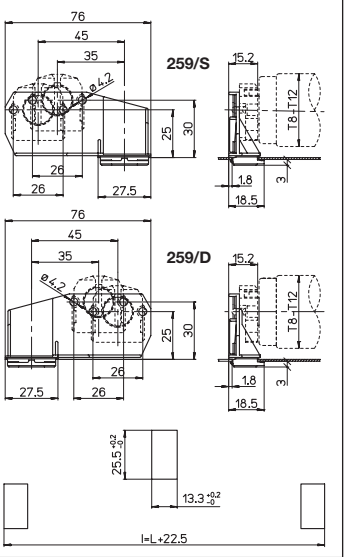

SUPPORTI
in policarbonato

BRACKETS
in polycarbonate

Per/For: 345/FAU 346/FAU 1345/FAU-9,5 1346/FAU-9,5

0,6-1,2

33 34

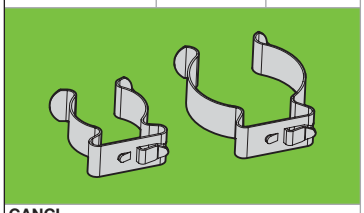

GANCI
in acciaio nichelato

CLIPS
in nickel plated steel

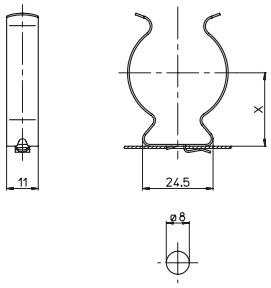

33
X=18
T8 ø26

34
X=25,5
T12 ø38

0,6-1,2

350/FAU-9,5 350/MAU-9,5

G13	2A-250V	T130 Tm110

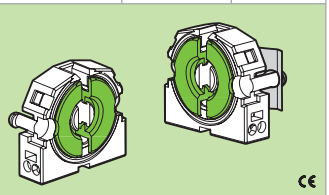

PORTALAMPADE IP20
— Corpo in policarbonato
— Contatti in bronzo fosforoso

IP20 LAMPHOLDERS
— Polycarbonate body
— Phosphor bronze contacts

c UL us (660W-600V)

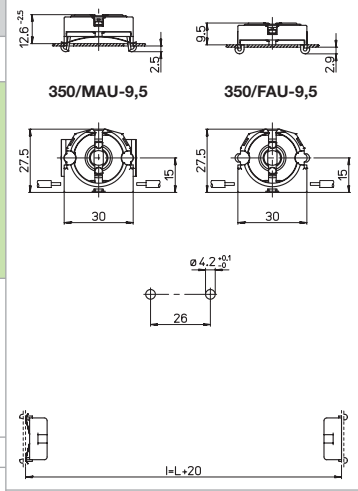

FAU MAU 0,6-1,2 9,5 PBT 90° mm² 0,5-1 8-9

345/FAU 346/FAU 345/MAU 346/MAU

G13	2A-250V	T130 Tm110



PORTALAMPADE IP20
— Corpo in policarbonato
— Contatti in bronzo fosforoso

IP20 LAMPHOLDERS
— Polycarbonate body
— Phosphor bronze contacts

c UL us (660W-600V)

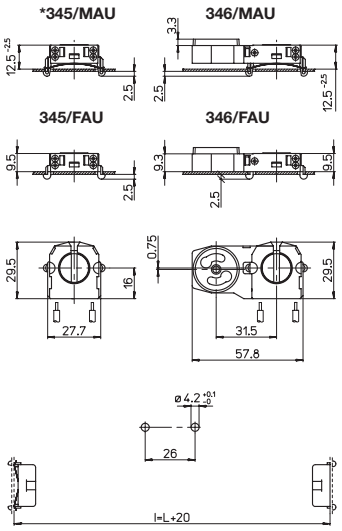

FAU MAU 0,6-1,2 9,5 PBT 45° mm² 0,5-1 8-9 *123 *124

1345/FAU-9,5 1346/FAU-9,5 1345/MAU-9,5 1346/MAU-9,5

G13	2A-250V	T130 Tm110

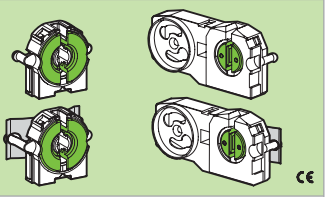

PORTALAMPADE IP20
— Corpo in policarbonato
— Contatti in bronzo fosforoso

IP20 LAMPHOLDERS
— Polycarbonate body
— Phosphor bronze contacts

c UL us 1345/... (660W-600V)
1345/...

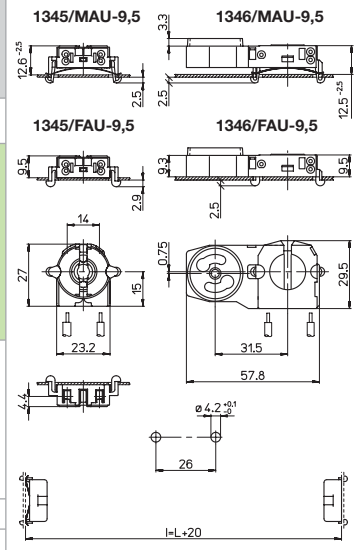

FAU MAU 0,6-1,2 9,5 PBT 90° mm² 0,5-1 8-9

1232/FAU-9,5 1232/MAU-9,5 1232-H/FAU-9,5 1232-H/MAU-9,5

G13	2A-500V	T140 Tm110

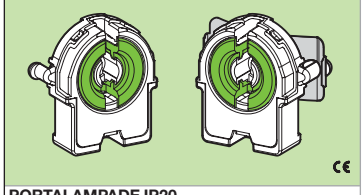

PORTALAMPADE IP20
...-H= con contatti in bronzo fosforoso cortocircuitati per circuiti INSTANT START
— Corpo in policarbonato e PBT — Con top test

IP20 LAMPHOLDERS
...-H= with phosphor bronze shunted contacts for INSTANT START circuits
— Polycarbonate and PBT body — With top test

c UL us (660W-600V)

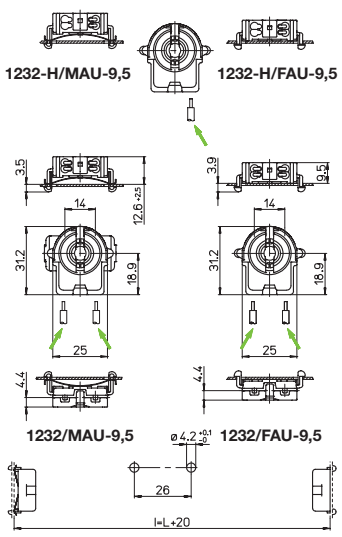

FAU MAU 0,6-1,2 9,5 PBT 90° mm² 0,5-1 8-9 IS

2346/FAU-9,5 2346/MAU-9,5

G13	2A-250V	T130 Tm110

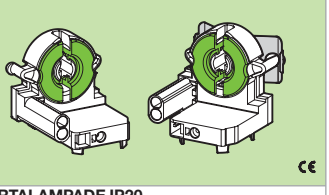

PORTALAMPADE IP20
CON PORTASTARTER
— Corpo in policarbonato
— Contatti in bronzo fosforoso

IP20 LAMPHOLDERS
WITH STARTERHOLDERS
— Polycarbonate body
— Phosphor bronze contacts

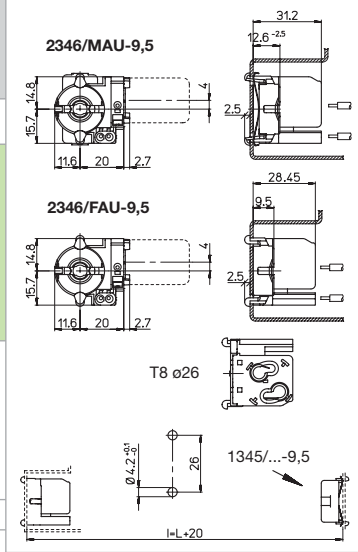

Con/With: 1345/...-9,5 Brev./Pat.

FAU MAU 0,6-1,2 9,5 PBT 90° mm² 0,5-1 8-9

4b

A.A.G. STUCCHI

85/EX

G13	2A-250V	

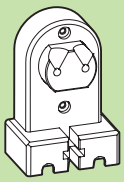

PORTALAMPADE IP20
— Corpo in PBT
— Contatti in bronzo fosforoso argentato

IP20 LAMPHOLDER
— PBT body
— Silver plated phosphor bronze contacts

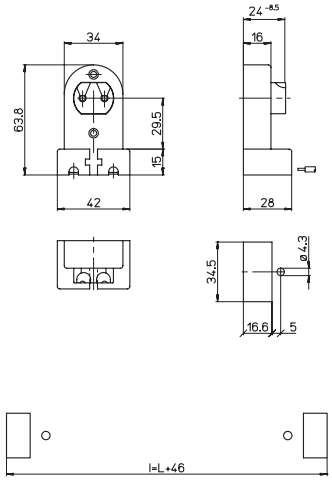

29,5 | 44,5 | 0,5-1 mm² | 0,5-1 mm² | 8-9

257/S 257/C

G13	2A-250V	T130 Tm110



PORTALAMPADE IP20 CON SUPPORTO
— Con portalampade 347/FAU
— Con portastarter 16/A

IP20 LAMPHOLDERS WITH BRACKET
— With lampholder 347/FAU
— With starterholder 16/A

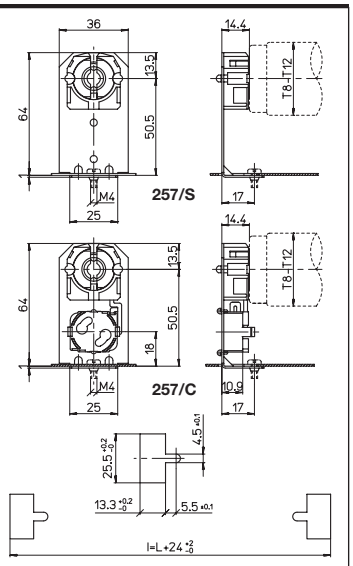

1 max | 50,5 | PBT 45° | 0,5-1 mm² | 8-9

258/48 258/48/C
258/53 258/53/C
258/58 258/58/C

G13	2A-250V	T130 Tm110



PORTALAMPADE IP20
— Con portalampade 345/FAU
— Con portastarter 16/A

IP20 LAMPHOLDERS
— With lampholder 345/FAU
— With starterholder 16/A

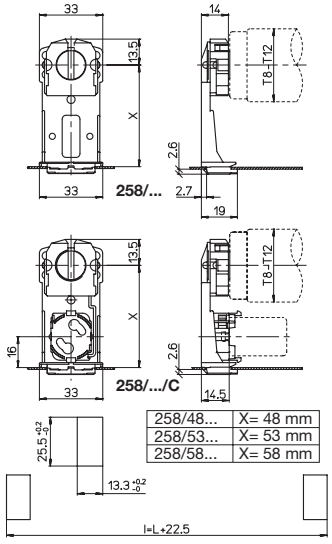

258/48...	X= 48 mm
258/53...	X= 53 mm
258/58...	X= 58 mm

0,6-1,2 | X | PBT 45° | 0,5-1 mm² | 8-9

243/112

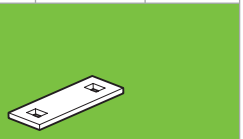

PIASTRINA
in neoprene
— Per IP50 nei punti d'aggancio dei portalampade

PLATE
in neoprene
— For IP50 in the hooking points of lampholders

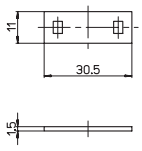

Per/For: 243/... 246/... 251/... 253/... 247/... 248/... 272/S 1274/S 1251/... 1253/...

247/SHO 247/CA

G13	2A-250V	T130 Tm110

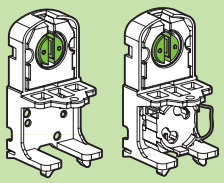

PORTALAMPADE IP20 CON SUPPORTO
per fissare il riflettore
— Con portalampade 345/FD
— Con portastarter 16/A
IP20 LAMPHOLDERS WITH BRACKET
for holding up the reflector
— With lampholder 345/FD
— With starterholder 16/A

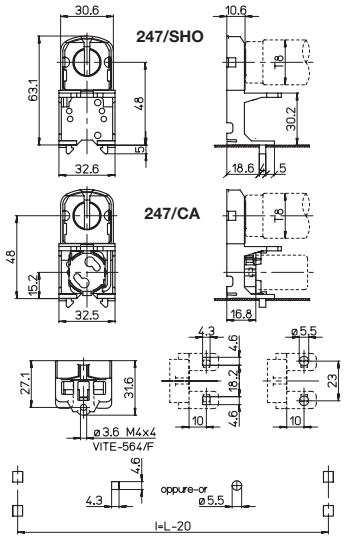

0,6-1	48	PBT 45°	mm² 0,5-1	8-9	IP40	IP50 243/112

248/S 248/CA

G13	2A-250V	T130 Tm110

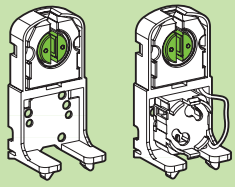

PORTALAMPADE IP20
— Con portalampade 345/FD
— Con portastarter 16/A

IP20 LAMPHOLDERS
— With lampholder 345/FD
— With starterholder 16/A

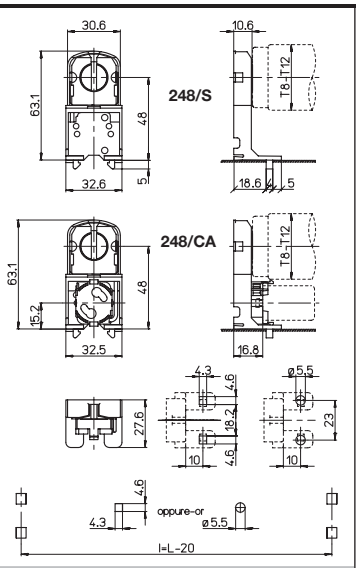

0,6-1	48	PBT 45°	mm² 0,5-1	8-9	IP40	IP50 243/112

247/SHO 247/CL

G13	2A-250V	T130 Tm110

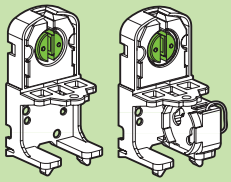

PORTALAMPADE IP20 CON SUPPORTO
per fissare il riflettore
— Con portalampade 345/FD
— Con portastarter 16/L
IP20 LAMPHOLDERS WITH BRACKET
for holding up the reflector
— With lampholder 345/FD
— With starterholder 16/L

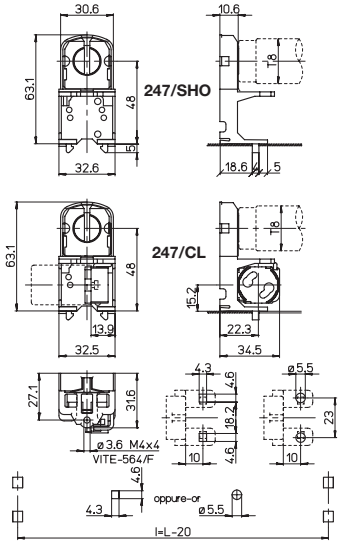

0,6-1	48	PBT 45°	mm² 0,5-1	8-9	IP40	IP50 243/112

248/S 248/CL

G13	2A-250V	T130 Tm110

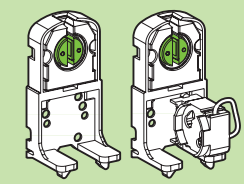

PORTALAMPADE IP20
— Con portalampade 345/FD
— Con portastarter 16/L

IP20 LAMPHOLDERS
— With lampholder 345/FD
— With starterholder 16/L

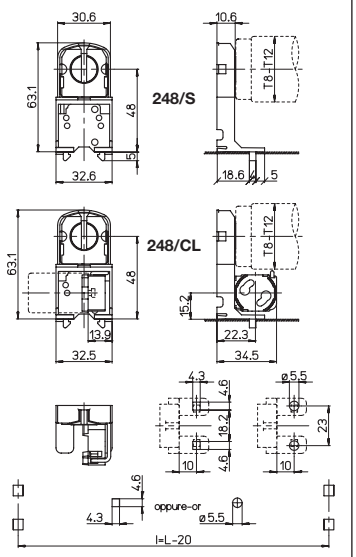

0,6-1	48	PBT 45°	mm² 0,5-1	8-9	IP40	IP50 243/112

247/SHO 247/CP

G13	2A-250V	T130 Tm110

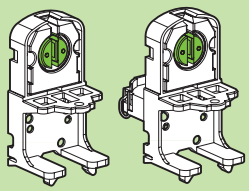

PORTALAMPADE IP20 CON SUPPORTO
per fissare il riflettore
— Con portalampade 345/FD
— Con portastarter 16/L
IP20 LAMPHOLDERS WITH BRACKET
for holding up the reflector
— With lampholder 345/FD
— With starterholder 16/L

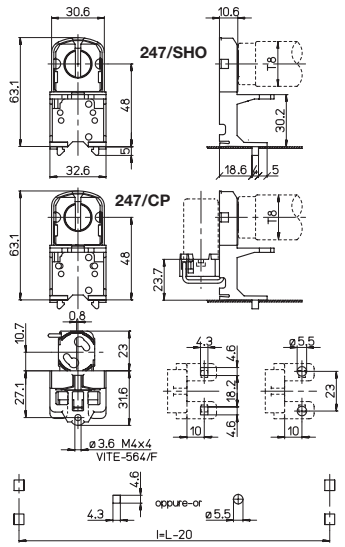

0,6-1	48	PBT 45°	mm² 0,5-1	8-9	IP40	IP50 243/112

248/S 248/CP

G13	2A-250V	T130 Tm110



PORTALAMPADE IP20
— Con portalampade 345/FD
— Con portastarter 16/L

IP20 LAMPHOLDERS
— With lampholder 345/FD
— With starterholder 16/L

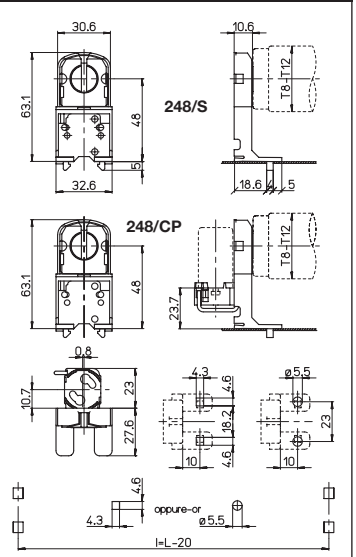

0,6-1	48	PBT 45°	mm² 0,5-1	8-9	IP40	IP50 243/112

243 243/C

G13	2A-250V	T110



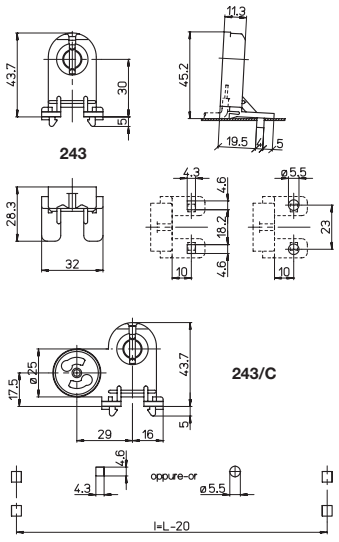

PORTALAMPADE IP20
— Corpo in policarbonato
— Contatti in bronzo fosforoso/ottone

IP20 LAMPHOLDERS
— Polycarbonate body
— Phosphor bronze/brass contacts

0,6-1 | 30 | PBT 30° | mm² 0,5-1 | 8-9 | IP40 | IP50 243/112

253/S 253/C

G13	2A-250V	T130 Tm110



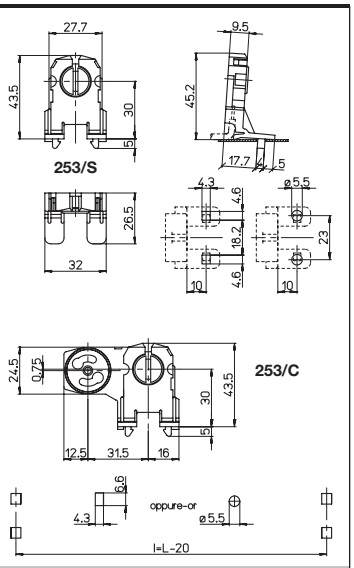

PORTALAMPADE IP20
— Corpo in policarbonato
— Contatti in bronzo fosforoso

IP20 LAMPHOLDERS
— Polycarbonate body
— Phosphor bronze contacts

0,6-1 | 30 | PBT 45° | mm² 0,5-1 | 8-9 | IP40 | IP50 243/112

1274/S

G13	2A-250V	T130 Tm110

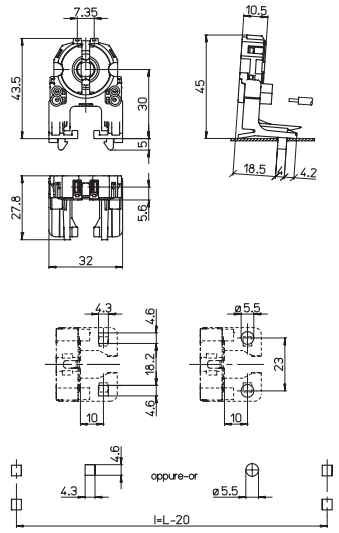

PORTALAMPADE IP20 CON PASSAFILO
— Corpo in policarbonato
— Contatti in bronzo fosforoso
— Con top test

IP20 LAMPHOLDER WITH WIREHOLDER
— Polycarbonate body
— Phosphor bronze contacts
— With top test

0,6-1 | 30 | PBT 90° | mm² 0,5-1 | 8-9 | IP40 | IP50 243/112

122

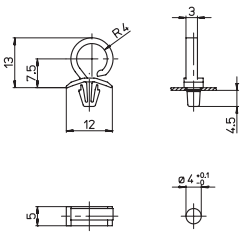

PASSAFILO
in poliammide

WIREHOLDER
in polyamide

0,6-1,2

121

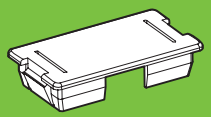

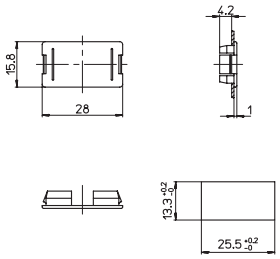

PIASTRINA DI CHIUSURA
in policarbonato
per cave 13,3x25,5 mm

CLOSURE PLATE
in polycarbonate
for 13,3x25,5 mm holes

0,8-1 | IP40

1121

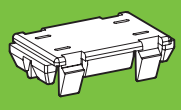

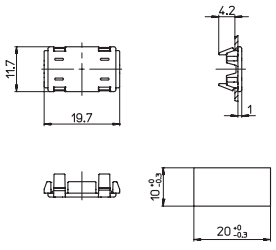

PIASTRINA DI CHIUSURA
in PP
per cave 10x20 mm

CLOSURE PLATE
in PP
for 10x20 mm holes

0,8-1,2 | IP40

Significato dei simboli sulla copertina

AAG STUCCHI Essential for lighting

1253/S
1253-H/S

G13	2A-500V	T140 Tm110

PORTALAMPADE IP20
...-H= con contatti in bronzo fosforoso
cortocircuitati per circuiti INSTANT START
— Corpo in policarbonato e PBT — Con top test
IP20 LAMPHOLDERS
...-H= with phosphor bronze shunted contacts
for INSTANT START circuits
— Polycarbonate and PBT body — With top test

03 | c UL us (660W-600V)

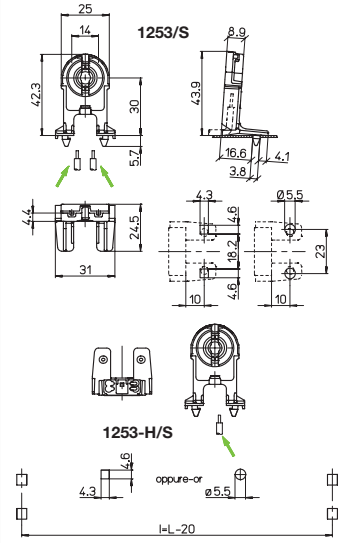

0,6-1 | 30 | PBT 90° | 0,5-1 mm² | 8-9 | IP40 | IS | IP50 243/112

1251/S
1251-H/S

G13	2A-500V	T140 Tm110



PORTALAMPADE IP20
...-H= con contatti in bronzo fosforoso
cortocircuitati per circuiti INSTANT START
— Corpo in policarbonato e PBT — Con top test
IP20 LAMPHOLDERS
...-H= with phosphor bronze shunted contacts
for INSTANT START circuits
— Polycarbonate and PBT body — With top test

03 | c UL us (660W-600V)

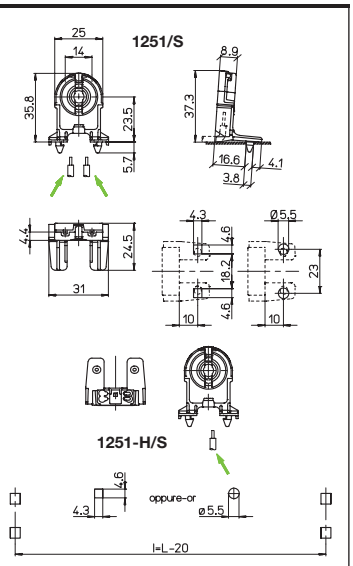

0,6-1 | 23,5 | PBT 90° | 0,5-1 mm² | 8-9 | IP40 | IS | IP50 243/112

251/S 251/C

G13	2A-250V	T130 Tm110

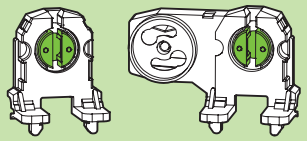

PORTALAMPADE IP20
— Corpo in policarbonato
— Contatti in bronzo fosforoso

IP20 LAMPHOLDERS
— Polycarbonate body
— Phosphor bronze contacts

03 | cQC | c UL us 251/S (660W-600V)
PCT
IRAP

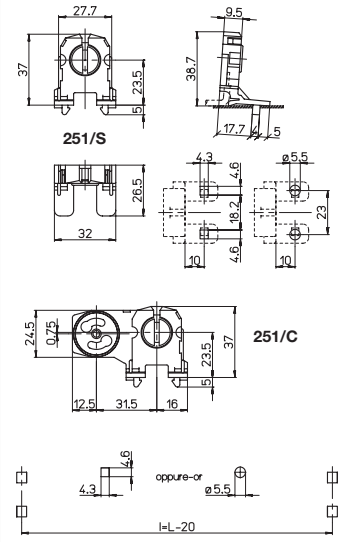

0,6-1 | 23,5 | PBT 45° | 0,5-1 mm² | 8-9 | IP40 | IP50 243/112

272/S

G13	2A-250V	T130 Tm110

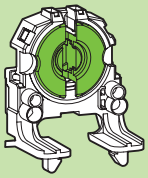

PORTALAMPADE IP20
— Corpo in policarbonato
— Contatti in bronzo fosforoso
— Con top test
IP20 LAMPHOLDER
— Polycarbonate body
— Phosphor bronze contacts
— With top test

03
PCT
IRAP

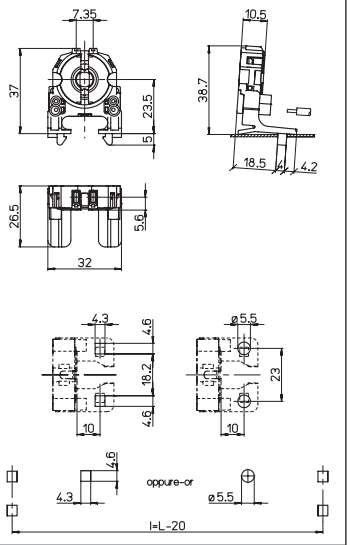

0,6-1 | 23,5 | PBT 90° | 0,5-1 mm² | 8-9 | IP40 | IP50 243/112

246/S 246/C

G13	2A-250V	T110

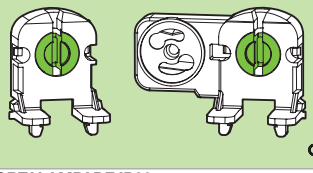

PORTALAMPADE IP20
— Corpo in policarbonato
— Contatti in bronzo fosforoso

IP20 LAMPHOLDERS
— Polycarbonate body
— Phosphor bronze contacts

03
PCT

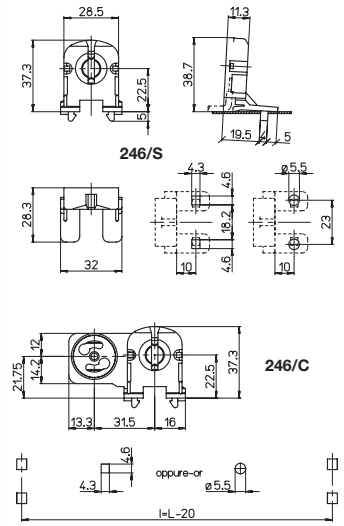

0,6-1 | 22,5 | PBT 30° | 0,5-1 mm² | 8-9 | IP40 | IP50 243/112

1122



PASSAFILO per cablaggio automatico
in PP

WIREHOLDER for automatic wiring
in PP

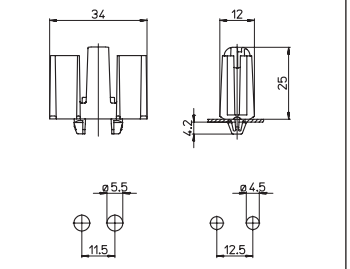

0,6-1

174/S 174/C 175/S 175/C

G13 | 2A-250V

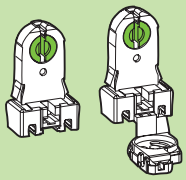

PORTALAMPADE IP20
— Corpo in poliammide
174/... con contatti in ottone
175/... con contatti in acciaio zincato
IP20 LAMPHOLDERS
— Polyamide body
174/... with brass contacts
175/... with zinc plated steel contacts

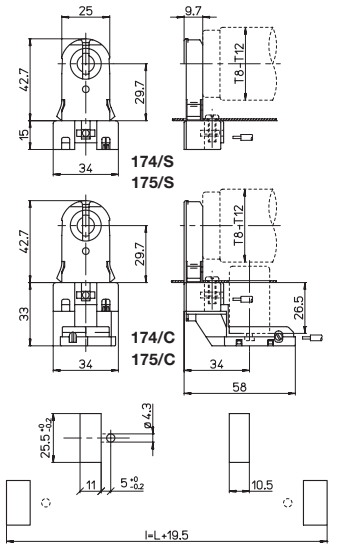

0,6-1,2 | 29,7 | 44,7 | PBT 90° | 0,5-1 | 0,5-1 | 8-9

196/S 196/C 197/S 197/C

G13 | 2A-250V | T110

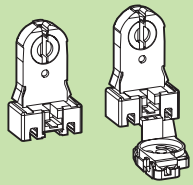

PORTALAMPADE IP20
— Corpo in policarbonato
196/... con contatti in ottone
197/... con contatti in acciaio zincato
IP20 LAMPHOLDERS
— Polycarbonate body
196/... with brass contacts
197/... with zinc plated steel contacts

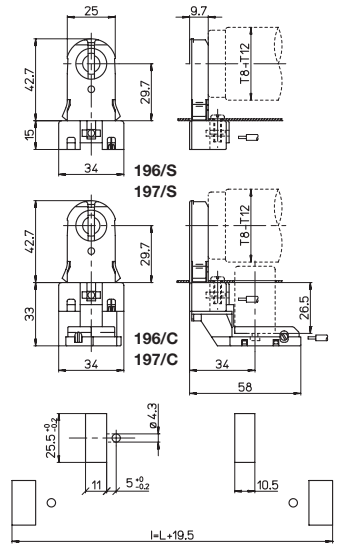

0,6-1,2 | 29,7 | 44,7 | PC 90° | 0,5-1 | 0,5-1 | 8-9

228/S 228/C 228/S-SN 228/C-SN

G13 | 2A-250V

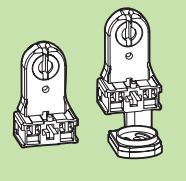

PORTALAMPADE IP20
— Corpo in policarbonato
— Contatti in ottone/bronzo fosforoso

IP20 LAMPHOLDERS
— Polycarbonate body
— Brass/phosphor bronze contacts

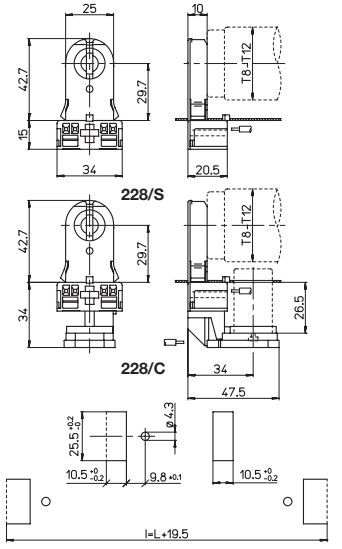

0,6-1,2 | 29,7 | 44,7 | ...-SN | PC 90° | 0,5-1 | 10-11

229/S 229/C 229/S-SN 229/C-SN

G13 | 2A-250V

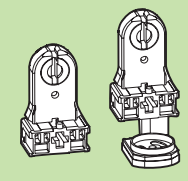

PORTALAMPADE IP20
— Corpo in policarbonato
— Contatti in acciaio zincato/bronzo fosforoso

IP20 LAMPHOLDERS
— Polycarbonate body
— Zinc plated steel/phosphor bronze contacts

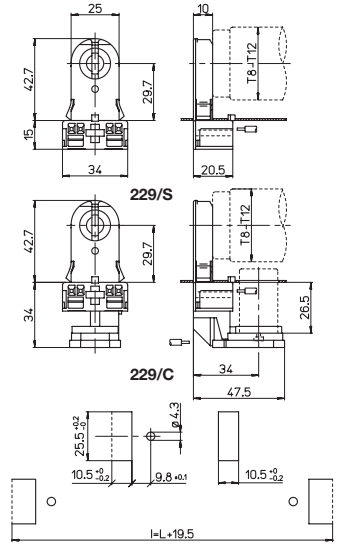

0,6-1,2 | 29,7 | 44,7 | ...-SN | PC 90° | 0,5-1 | 10-11

254/S 254/C 254/S-SN 254/C-SN

G13 | 2A-250V | T130 Tm110

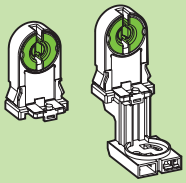

PORTALAMPADE IP20
— Corpo in policarbonato
— Contatti in bronzo fosforoso/ottone

IP20 LAMPHOLDERS
— Polycarbonate body
— Phosphor bronze/brass contacts

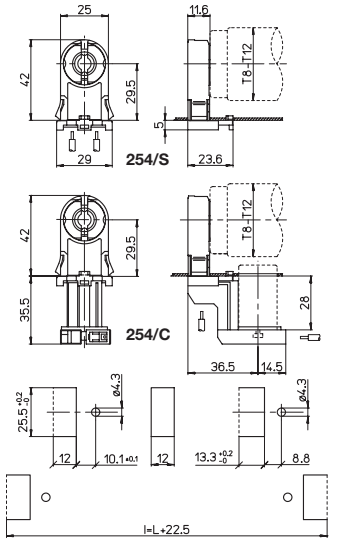

0,6-1,2 | 29,5 | ...-SN | PBT 45° | 0,5-1 | 8-9

254/TS 254/TC 254/TS-SN 254/TC-SN

G13 | 2A-250V | T130 Tm110

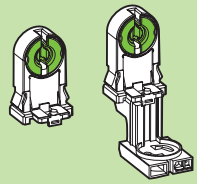

PORTALAMPADE IP20
— Corpo in policarbonato
— Contatti in bronzo fosforoso/ottone

IP20 LAMPHOLDERS
— Polycarbonate body
— Phosphor bronze/brass contacts

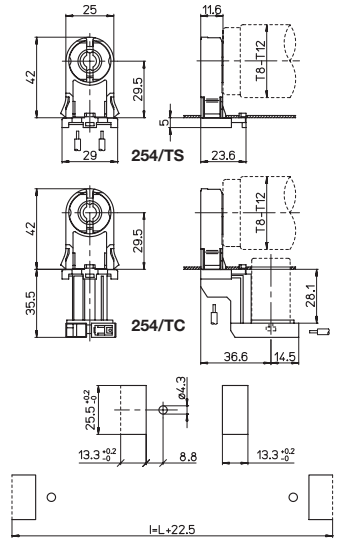

0,6-1,2 | 29,5 | .../T | ...-SN | PBT 45° | 0,5-1 | 8-9

4b

Significato dei simboli sulla copertina

AAG STUCCHI Essential for lighting

252/S 252-H/S
252/S-SN 252-H/S-SN

G13	2A-250V	T130 Tm110

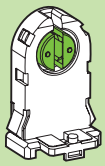

PORTALAMPADE IP20
...-H= con contatti in bronzo fosforoso cortocircuitati per circuiti INSTANT START
— Corpo in policarbonato
IP20 LAMPHOLDERS
...-H= with phosphor bronze shunted contacts for INSTANT START circuits
— Polycarbonate body

(660W-600V)
252/S...
252/S...

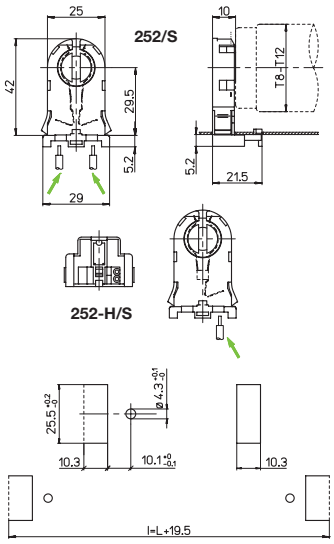

0,6-1,2 | 29,5 | ...-SN | PBT 45° | mm² 0,5-1 | 9-10 | IS

1254-13/S 1254-13-H/S
1254-13/S-SN 1254-13-H/S-SN

G13	2A-500V	T140 Tm110



PORTALAMPADE IP20
...-H= con contatti in bronzo fosforoso cortocircuitati per circuiti INSTANT START
— Corpo in policarbonato e PBT — Con top test
IP20 LAMPHOLDERS
...-H= with phosphor bronze shunted contacts for INSTANT START circuits
— Polycarbonate and PBT body — With top test

(660W-600V)

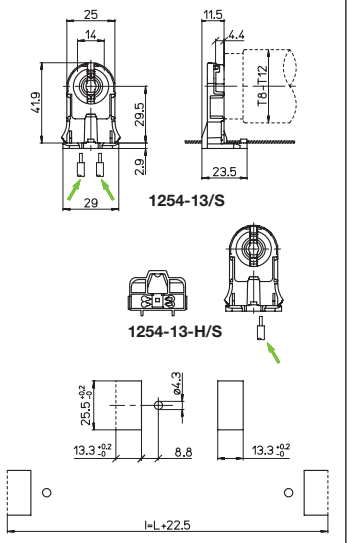

0,4-2 | 29,5 | ...-SN | PBT 90° | mm² 0,5-1 | 8-9 | IS

1254-12/S 1254-12-H/S
1254-12/S-SN 1254-12-H/S-SN

G13	2A-500V	T140 Tm110

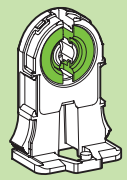

PORTALAMPADE IP20
...-H= con contatti in bronzo fosforoso cortocircuitati per circuiti INSTANT START
— Corpo in policarbonato e PBT — Con top test
IP20 LAMPHOLDERS
...-H= with phosphor bronze shunted contacts for INSTANT START circuits
— Polycarbonate and PBT body — With top test

(660W-600V)

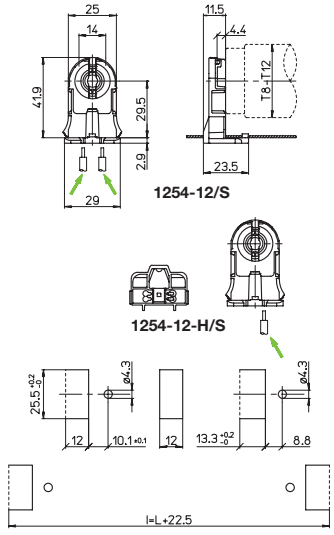

0,4-2 | 29,5 | ...-SN | PBT 90° | mm² 0,5-1 | 8-9 | IS

1254-9/S 1254-9-H/S
1254-9/S-SN 1254-9-H/S-SN

G13	2A-500V	T140 Tm110

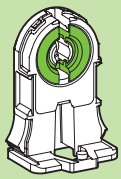

PORTALAMPADE IP20
...-H= con contatti in bronzo fosforoso cortocircuitati per circuiti INSTANT START
— Corpo in policarbonato e PBT — Con top test
IP20 LAMPHOLDERS
...-H= with phosphor bronze shunted contacts for INSTANT START circuits
— Polycarbonate and PBT body — With top test

(660W-600V)

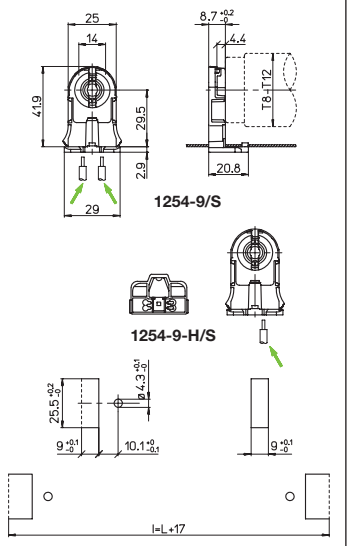

0,4-2 | 29,5 | ...-SN | PBT 90° | mm² 0,5-1 | 8-9 | IS

1231/S 1231-H/S
1231/S-SN 1231-H/S-SN

G13	2A-250V	T140

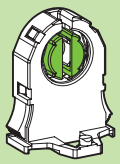

PORTALAMPADE IP20
...-H= con contatti in bronzo fosforoso cortocircuitati per circuiti INSTANT START
— Corpo in PBT
IP20 LAMPHOLDERS
...-H= with phosphor bronze shunted contacts for INSTANT START circuits
— PBT body

(660W-600V)

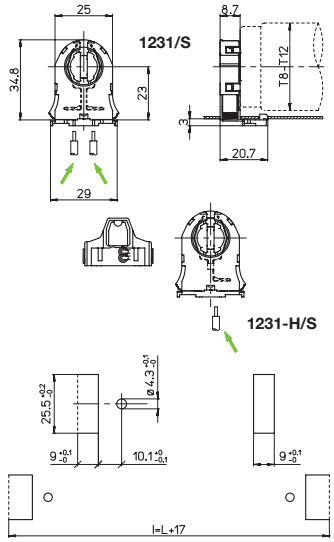

0,4-2 | 23 | ...-SN | PBT 90° | mm² 0,5-1 | 8-9 | IS

1231/S-T8 1231-H/S-T8
1231/S-SN-T8 1231-H/S-SN-T8

G13	2A-250V	T140

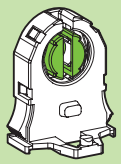

PORTALAMPADE IP20
...-H= con contatti in bronzo fosforoso cortocircuitati per circuiti INSTANT START
— Solo per lampade T8 (ø26 mm)
IP20 LAMPHOLDERS
...-H= with phosphor bronze shunted contacts for INSTANT START circuits
— Only for T8 (ø26 mm) lamps

(660W-600V)

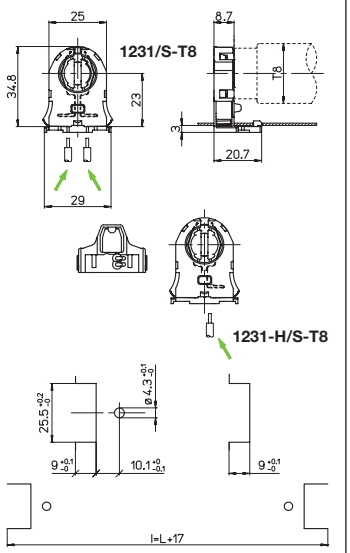

0,4-2 | 23 | ...-SN | PBT 90° | mm² 0,5-1 | 8-9 | IS

245/S 245/C
245/S-SN 245/C-SN

G13	2A-250V	T110



PORTALAMPADE IP20
— Corpo in policarbonato
— Contatti in bronzo fosforoso/ottone

IP20 LAMPHOLDERS
— Polycarbonate body
— Phosphor bronze/Brass contacts

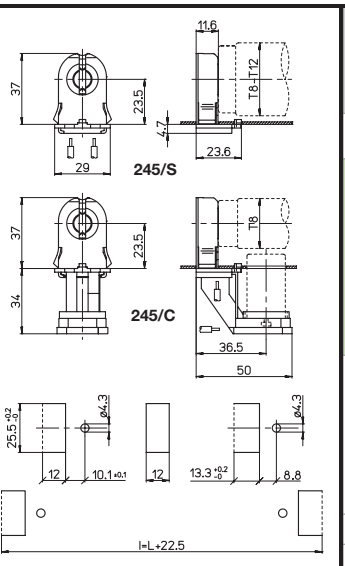

0,6-1,2	23,5	...-SN	PBT 30°	0,5-1	8-9

245/CP 245/CP-SN
245/CV 245/CV-SN
245/CL 245/CL-SN

G13	2A-250V	T110

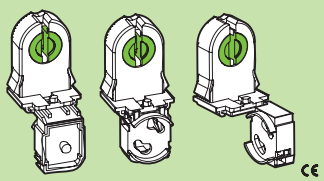

PORTALAMPADE IP20
— Corpo in policarbonato
— Contatti in bronzo fosforoso/ottone

IP20 LAMPHOLDERS
— Polycarbonate body
— Phosphor bronze/brass contacts

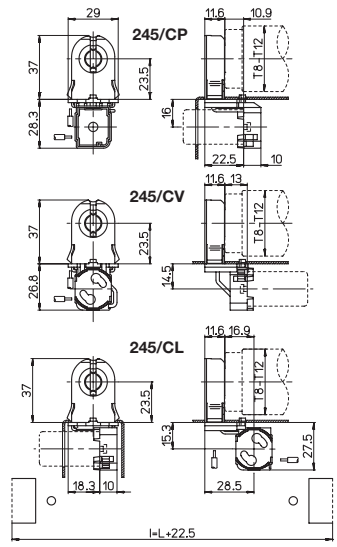

0,6-1,2	23,5	...-SN	PBT 30°	0,5-1	8-9

1249/S 1249/C
1249/S-SN 1249/C-SN

G13	2A-250V	T130 Tm110



PORTALAMPADE IP20
— Corpo in policarbonato
— Contatti in bronzo fosforoso
— Con top test

IP20 LAMPHOLDERS
— Polycarbonate body
— Phosphor bronze contacts
— With top test

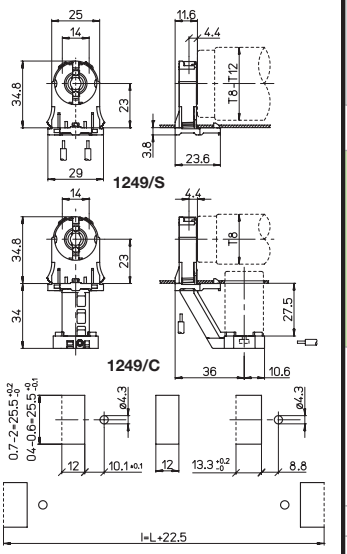

0,4-2	23	...-SN	PBT 90°	0,5-1	8-9

1249/TS 1249/TC
1249/TS-SN 1249/TC-SN

G13	2A-250V	T130 Tm110



PORTALAMPADE IP20
— Corpo in policarbonato
— Contatti in bronzo fosforoso
— Con top test

IP20 LAMPHOLDERS
— Polycarbonate body
— Phosphor bronze contacts
— With top test

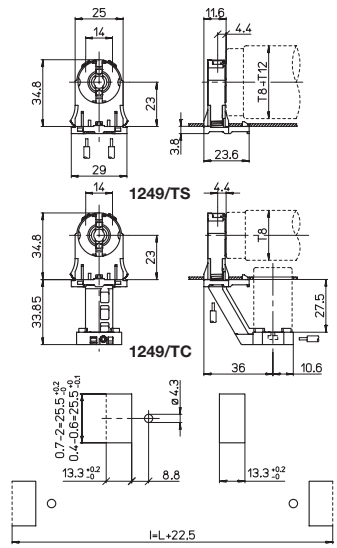

0,4-2	23	.../T	...-SN	PBT 90°	0,5-1	8-9

249/S-SN-32

G13	2A-250V	T130 Tm110

PORTALAMPADE IP20
— Corpo in policarbonato
— Contatti in bronzo fosforoso

IP20 LAMPHOLDER
— Polycarbonate body
— Phosphor bronze contacts

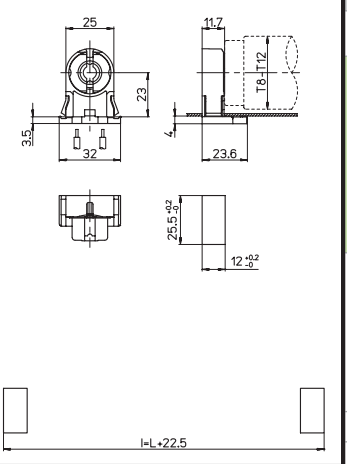

0,6-1,2	23	...-SN	PBT 45°	0,5-1	8-9

249/TD
249/TD-SN

G13	2A-250V	T130 Tm110

PORTALAMPADE IP20
— Corpo in policarbonato
— Contatti in bronzo fosforoso

IP20 LAMPHOLDERS
— Polycarbonate body
— Phosphor bronze contacts

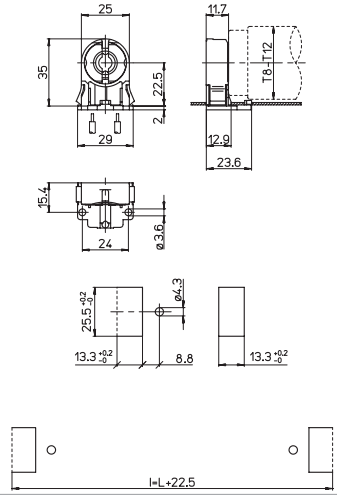

0,6-1,2	22,5	.../T	...-SN	PBT 45°	0,5-1	8-9

4b

Significato dei simboli sulla copertina

AAG STUCCHI Essential for lighting

249/S 249/C
249/S-SN 249/C-SN

G13	2A-250V	T130 Tm110



PORTALAMPADE IP20
— Corpo in policarbonato
— Contatti in bronzo fosforoso/ottone

IP20 LAMPHOLDERS
— Polycarbonate body
— Phosphor bronze/brass contacts

249/S 249/S-SN (660W-600V)

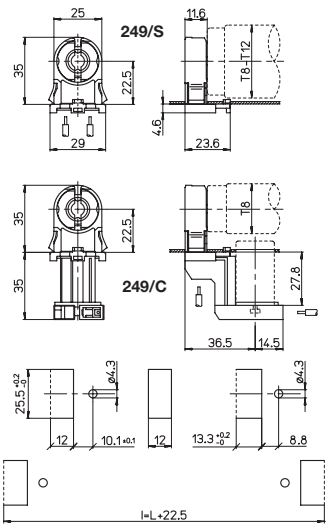

0,6-1,2 | 22,5 | ...-SN | PBT 45° | 0,5-1 | 8-9

249/TS 249/TC
249/TS-SN 249/TC-SN

G13	2A-250V	T130 Tm110

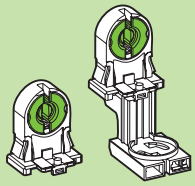

PORTALAMPADE IP20
— Corpo in policarbonato
— Contatti in bronzo fosforoso/ottone

IP20 LAMPHOLDERS
— Polycarbonate body
— Phosphor bronze/brass contacts

249/TS 249/TS-SN (660W-600V)

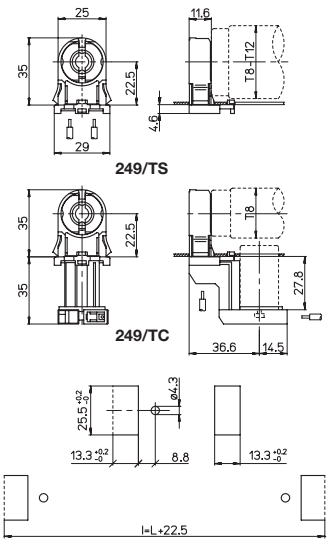

0,6-1,2 | 22,5 | .../T | ...-SN | PBT 45° | 0,5-1 | 8-9

249/TS 249/TCR
249/TS-SN 249/TCR-SN

G13	2A-250V	T130 Tm110

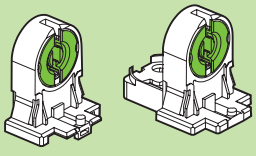

PORTALAMPADE IP20
— Corpo in policarbonato
— Contatti in bronzo fosforoso

IP20 LAMPHOLDERS
— Polycarbonate body
— Phosphor bronze contacts

(660W-600V)

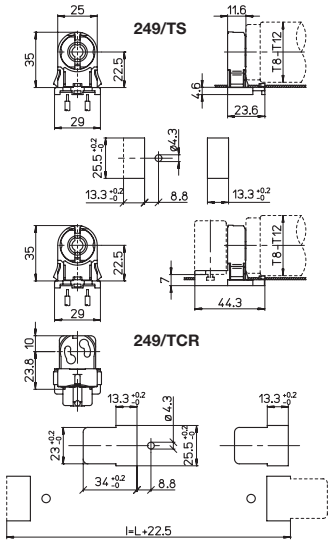

0,6-1,2 | 22,5 | .../T | ...-SN | PBT 45° | 0,5-1 | 8-9

1232/S 1232-H/S
1232/S-SN 1232-H/S-SN

G13	2A-500V	T140 Tm110

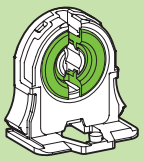

PORTALAMPADE IP20
...-H= con contatti in bronzo fosforoso cortocircuitati per circuiti INSTANT START
— Corpo in policarbonato e PBT — Con top test

IP20 LAMPHOLDERS
...-H= with phosphor bronze shunted contacts for INSTANT START circuits
— Polycarbonate and PBT body — With top test

(660W-600V)

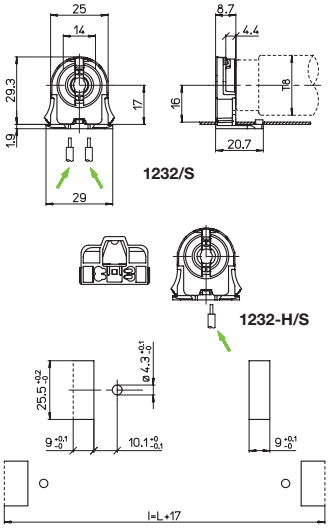

0,4-2 | 17 | ...-SN | PBT 90° | 0,5-1 | 8-9 | IS

170

G13	2A-250V	T110



PORTALAMPADE IP20
— Corpo in policarbonato
— Contatti in ottone

IP20 LAMPHOLDER
— Polycarbonate body
— Brass contacts

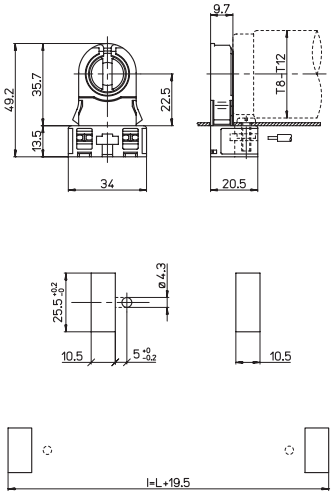

0,6-1,2 | 22,5 | 36 | PBT 45° | 0,5-1 | 0,5-1 | 8-9

249/TDF

G13	2A-250V	T130 Tm110

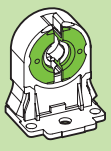

PORTALAMPADE IP20
— Corpo in policarbonato
— Contatti in bronzo fosforoso

IP20 LAMPHOLDER
— Polycarbonate body
— Phosphor bronze contacts

(660W-600V)

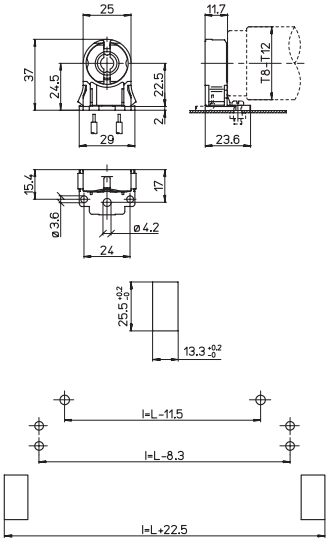

24,5 | 0,6-1,2 | 22,5 | PBT 45° | 0,5-1 | 8-9

For the symbols look at the cover

259/S-25 259/D-25

G13	2A-250V	T130 Tm110

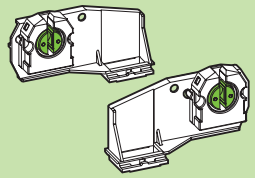

PORTALAMPADE IP20
— Con portalampade 345/FAU

IP20 LAMPHOLDERS
— With lampholder 345/FAU

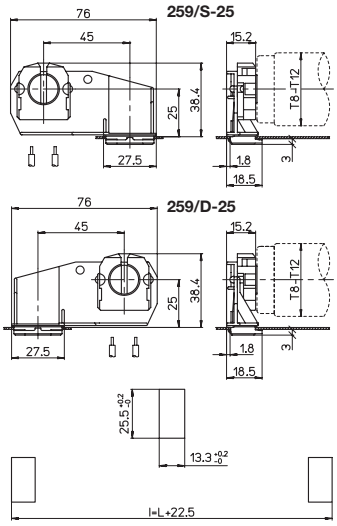

0,6-1,2 | 25 | PBT 45° | mm² 0,5-1 | 8-9

259/S-25 259/DC-25

G13	2A-250V	T130 Tm110

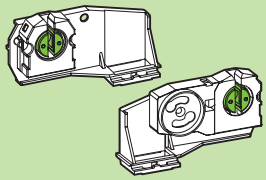

PORTALAMPADE IP20
— Con portalampade 345/FAU
— Con portalampade/ portastarter 346/FAU

IP20 LAMPHOLDERS
— With lampholder 345/FAU
— With lampholder/starterholder 346/FAU

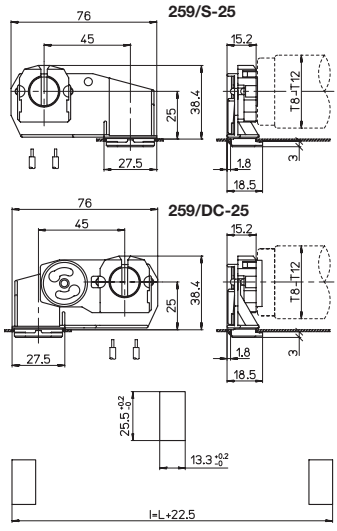

0,6-1,2 | 25 | PBT 45° | mm² 0,5-1 | 8-9

250/S 250/C

G13	2A-250V	T130 Tm110



PORTALAMPADE IP20
— Corpo in policarbonato
— Contatti in bronzo fosforoso

IP20 LAMPHOLDERS
— Polycarbonate body
— Phosphor bronze contacts

c UL us 250/S (660W-600V)

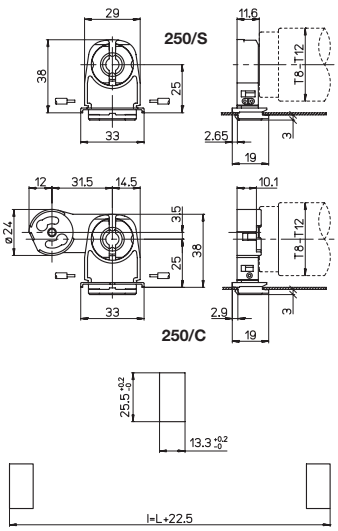

0,6-1,2 | 25 | PBT 45° | mm² 0,5-1 | 8-9 | IP40 | IP50 250/111

255/S 255/C

G13	2A-250V	T130 Tm110



PORTALAMPADE IP20
— Corpo in policarbonato
— Contatti in bronzo fosforoso

IP20 LAMPHOLDERS
— Polycarbonate body
— Phosphor bronze contacts

c UL us 255/S (660W-600V)

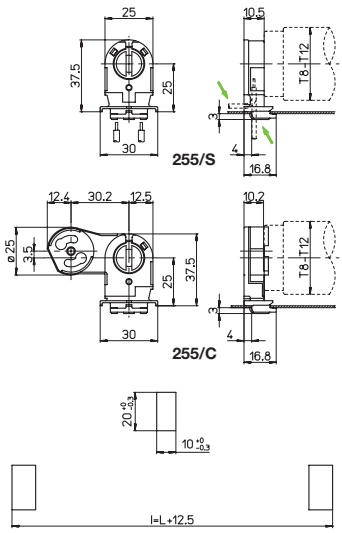

0,6-1 | 25 | PBT 45° | mm² 0,5-1 | 8-9

255/SA 255/CA

G13	2A-250V	T130 Tm110

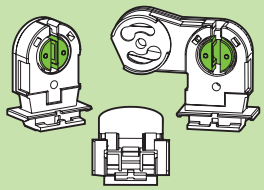

PORTALAMPADE IP20
— Corpo in policarbonato
— Contatti in bronzo fosforoso

IP20 LAMPHOLDERS
— Polycarbonate body
— Phosphor bronze contacts

c UL us 255/SA (660W-600V)

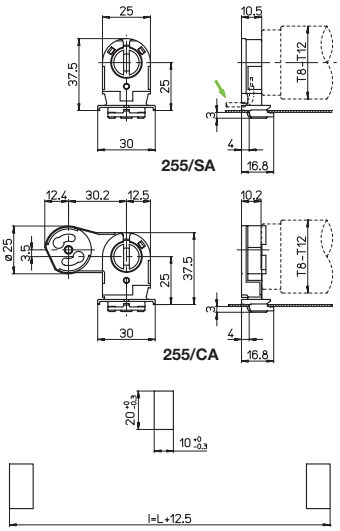

0,6-1 | 25 | PBT 45° | mm² 0,5-1 | 8-9 | IP40

255/S-13 255/C-13

G13	2A-250V	T130 Tm110

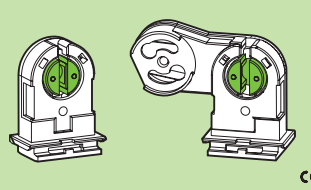

PORTALAMPADE IP20
— Corpo in policarbonato
— Contatti in bronzo fosforoso

IP20 LAMPHOLDERS
— Polycarbonate body
— Phosphor bronze contacts

c UL us 255/S-13 (660W-600V)

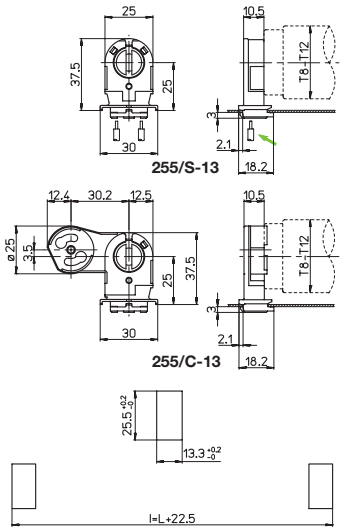

0,6-1 | 25 | PBT 45° | mm² 0,5-1 | 8-9

Significato dei simboli sulla copertina

AAG STUCCHI Essential for lighting

250/111

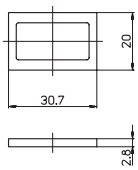

PIASTRINA
in neoprene
— Per IP50 nei punti d'aggancio dei portalampade

PLATE
in neoprene
— For IP50 in the hooking points of lampholders

Per/For: 250/... 255/...-13

39/Z

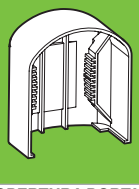

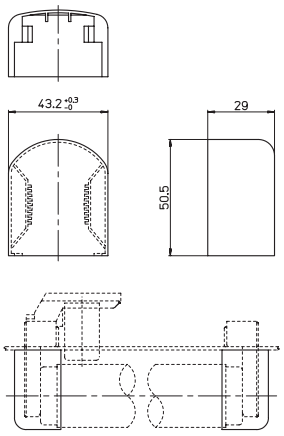

CUFFIA DI COPERTURA PORTALAMPADE
in policarbonato
— Per portalampade G13 a colonna

PROTECTION SCREEN COVERING
in polycarbonate
— For G13 tombstone lampholders

902/E
902/E-SN

G13	2A-250V	T130 Tm110



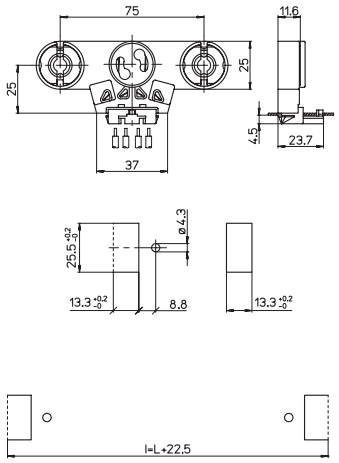

PORTALAMPADE DOPPI IP20
CON PORTASTARTER
— Corpo in policarbonato
— Contatti in bronzo fosforoso
IP20 TWIN LAMPHOLDERS
WITH STARTERHOLDER
— Polycarbonate body
— Phosphor bronze contacts

	0,6-1,2	25	...-SN	PBT 90°		mm² 0,5-1	9-10		

2902/E
2902/E-SN

G13	2A-500V	T130 Tm110

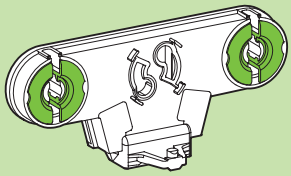

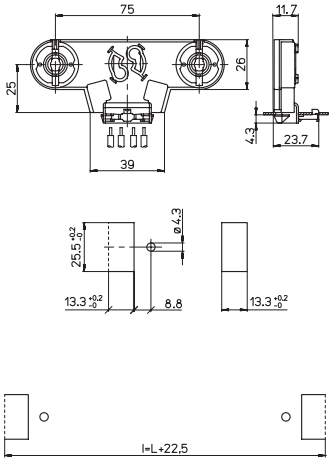

PORTALAMPADE DOPPI IP20
CON PORTASTARTER
— Corpo in policarbonato
— Contatti in bronzo fosforoso
IP20 TWIN LAMPHOLDERS
WITH STARTERHOLDER
— Polycarbonate body
— Phosphor bronze contacts

	0,6-1,2	25	...-SN	PBT 90°		mm² 0,5-1	9-10		

907/E
907/E-SN

G13	2A-250V	T130 Tm110

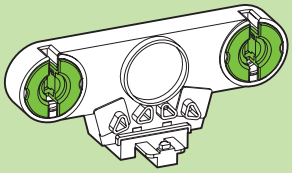

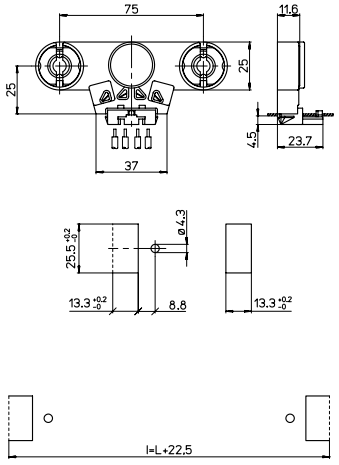

PORTALAMPADE DOPPI IP20
— Corpo in policarbonato
— Contatti in bronzo fosforoso

IP20 TWIN LAMPHOLDERS
— Polycarbonate body
— Phosphor bronze contacts

	0,6-1,2	25	...-SN	PBT 90°		mm² 0,5-1	9-10		

2907/E
2907/E-SN

G13	2A-500V	T130 Tm110

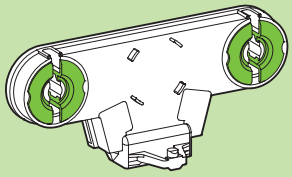

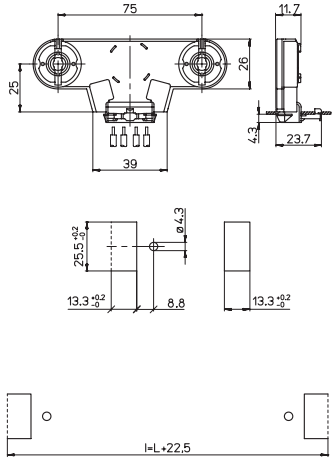

PORTALAMPADE DOPPI IP20
— Corpo in policarbonato
— Contatti in bronzo fosforoso

IP20 TWIN LAMPHOLDERS
— Polycarbonate body
— Phosphor bronze contacts

	0,6-1,2	25	...-SN	PBT 90°		mm² 0,5-1	9-10		

271/S

G13	2A-250V	T130 Tm110



PORTALAMPADE IP20
— Corpo in policarbonato
— Contatti in bronzo fosforoso

IP20 LAMPHOLDER
— Polycarbonate body
— Phosphor bronze contacts

c UL us *(660W-600V)*

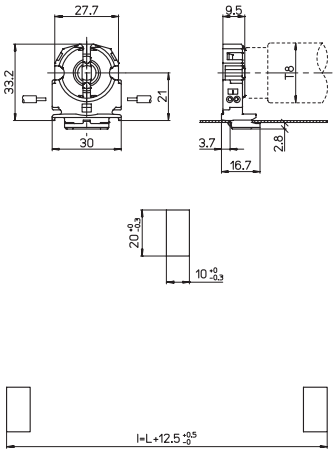

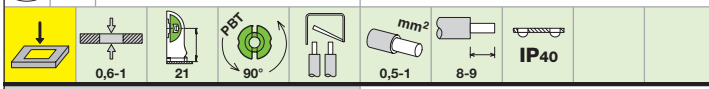

270/S-10

G13	2A-250V	T130 Tm110

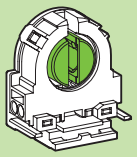

PORTALAMPADE IP20
— Corpo in policarbonato
— Contatti in bronzo fosforoso

IP20 LAMPHOLDER
— Polycarbonate body
— Phosphor bronze contacts

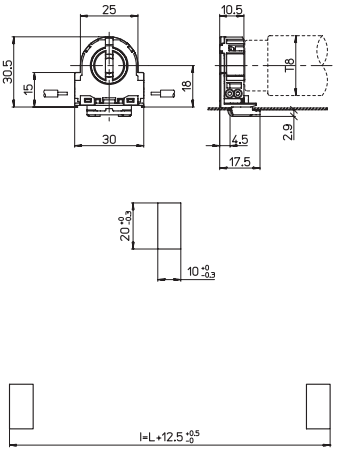

270/S-13

G13	2A-250V	T130 Tm110



PORTALAMPADE IP20
— Corpo in policarbonato
— Contatti in bronzo fosforoso

IP20 LAMPHOLDER
— Polycarbonate body
— Phosphor bronze contacts

c UL us *(660W-600V)*

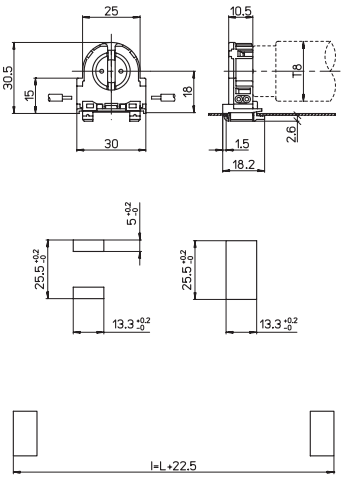

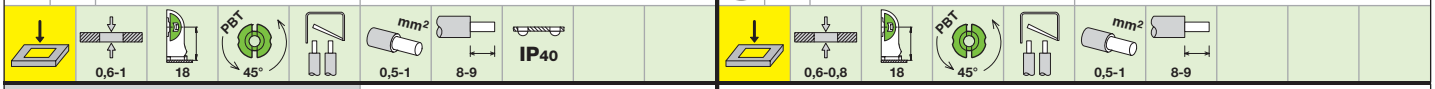

273/S

G13	2A-250V	T130 Tm110

PORTALAMPADE IP20
— Corpo in policarbonato
— Contatti in bronzo fosforoso

IP20 LAMPHOLDER
— Polycarbonate body
— Phosphor bronze contacts

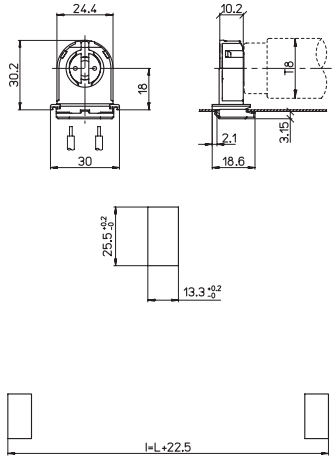

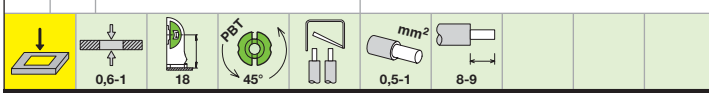

Significato dei simboli sulla copertina

AAG STUCCHI
Essential for lighting

1231/ZS 1231-H/ZS
1231/ZS-SN 1231-H/ZS-SN

G13	2A-250V	T140

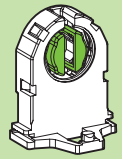

PORTALAMPADE IP20
...-H= con contatti in bronzo fosforoso cortocircuitati per circuiti INSTANT START
— Corpo in PBT
IP20 LAMPHOLDERS
...-H= with phosphor bronze shunted contacts for INSTANT START circuits
— PBT body

c UL us *(660W-600V)*

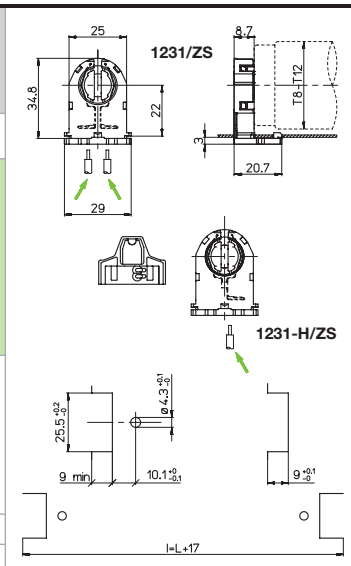

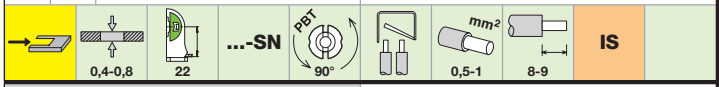

1231/ZS-T8 1231-H/ZS-T8
1231/ZS-SN-T8 1231-H/ZS-SN-T8

G13	2A-250V	T140

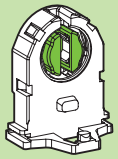

PORTALAMPADE IP20
...-H= con contatti in bronzo fosforoso cortocircuitati per circuiti INSTANT START
— Solo per lampade T8 (ø26 mm)
IP20 LAMPHOLDERS
...-H= with phosphor bronze shunted contacts for INSTANT START circuits
— Only for T8 (ø26 mm) lamps

c UL us *(660W-600V)*

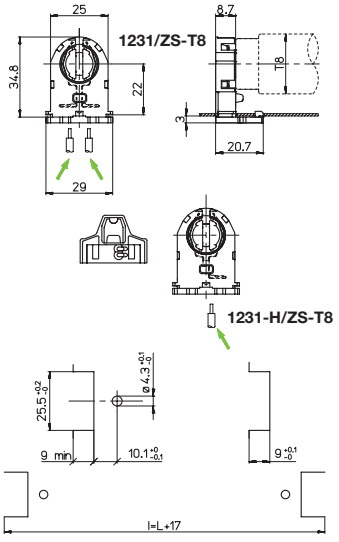

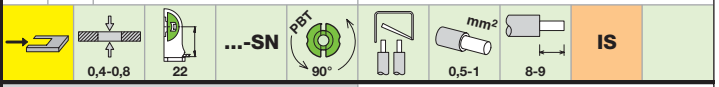

1232/Z
1232-H/Z

G13	2A-500V	T140 Tm110

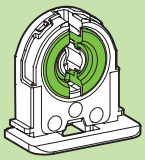

CE

PORTALAMPADE IP20
...-H= con contatti in bronzo fosforoso cortocircuitati per circuiti INSTANT START
— Corpo in policarbonato e PBT — Con top test
IP20 LAMPHOLDERS
...-H= with phosphor bronze shunted contacts for INSTANT START circuits
— Polycarbonate and PBT body — With top test

c UL us *(660W-600V)*

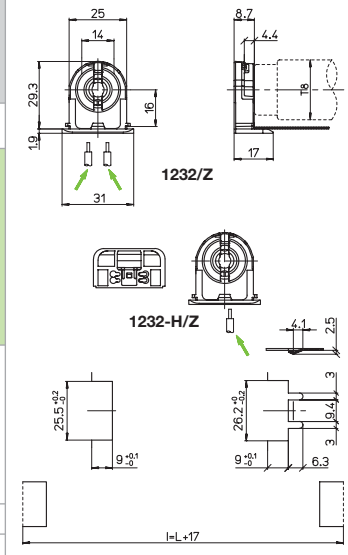

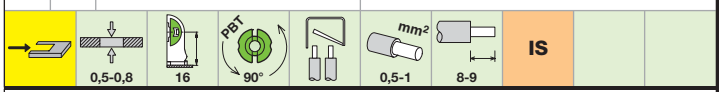

1232/ZS
1232-H/ZS

G13	2A-500V	T140 Tm110

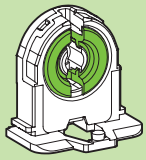

CE

PORTALAMPADE IP20
...-H= con contatti in bronzo fosforoso cortocircuitati per circuiti INSTANT START
— Corpo in policarbonato e PBT — Con top test
IP20 LAMPHOLDERS
...-H= with phosphor bronze shunted contacts for INSTANT START circuits
— Polycarbonate and PBT body — With top test

c UL us *(660W-600V)*

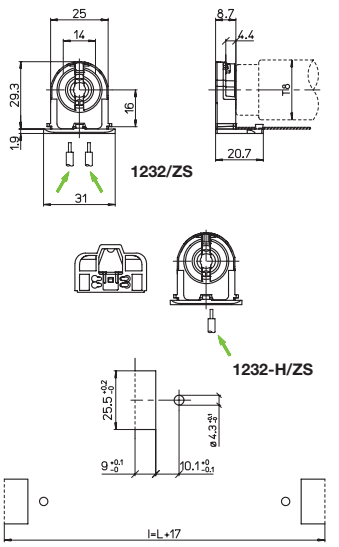

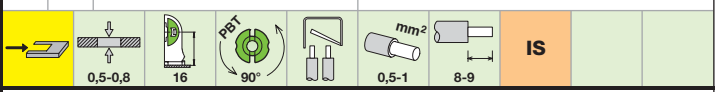

4c

A.A.G. STUCCHI

1901
1901/SN

G13	2A-250V	T130 Tm110

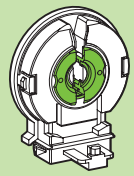

PORTALAMPADE IP40
— Corpo in policarbonato
— Contatti in ottone

IP40 LAMPHOLDERS
— Polycarbonate body
— Brass contacts

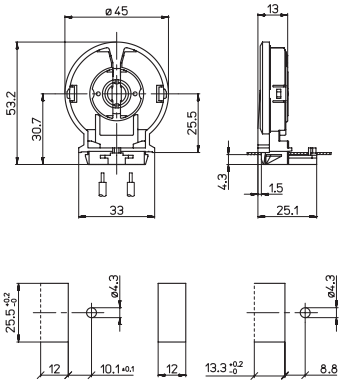

Con/With: S-1901/3 S-1901/4 S-1901/5

	0,6-1,2	25,5	...-SN	PBT 45°		mm² 0,5-1	8-9	IP40

1902
1902/SN

G13	2A-250V	T130 Tm110

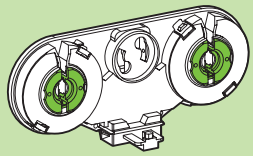

PORTALAMPADE DOPPI IP40
CON PORTASTARTER
— Corpo in policarbonato
— Contatti in ottone

IP40 TWIN LAMPHOLDERS
WITH STARTERHOLDER
— Polycarbonate body
— Brass contacts

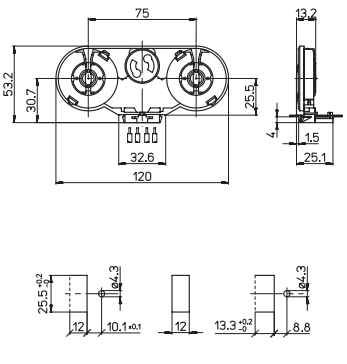

Con/With: S-1901/3 S-1901/4 S-1901/5

	0,6-1,2	25,5	...-SN	PBT 45°		mm² 0,5-1	8-9	IP40

1901/T
1901/T-SN

G13	2A-250V	T130 Tm110

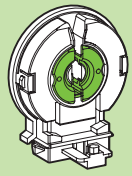

PORTALAMPADE IP40
— Corpo in policarbonato
— Contatti in ottone

IP40 LAMPHOLDERS
— Polycarbonate body
— Brass contacts

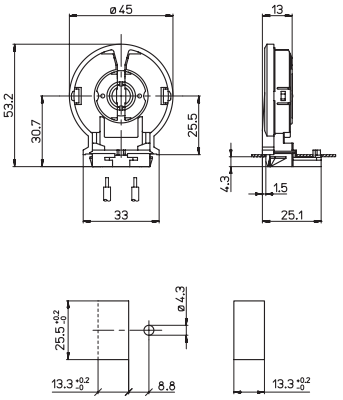

Con/With: S-1901/3 S-1901/4 S-1901/5

	0,6-1,2	25,5	.../T	...-SN	PBT 45°		mm² 0,5-1	8-9	IP40

1902/T
1902/T-SN

G13	2A-250V	T130 Tm110

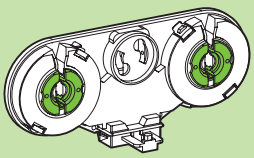

PORTALAMPADE DOPPI IP40
CON PORTASTARTER
— Corpo in policarbonato
— Contatti in ottone

IP40 TWIN LAMPHOLDERS
WITH STARTERHOLDER
— Polycarbonate body
— Brass contacts

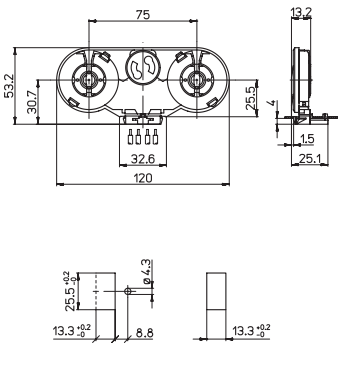

Con/With: S-1901/3 S-1901/4 S-1901/5

	0,6-1,2	25,5	.../T	...-SN	PBT 45°		mm² 0,5-1	8-9	IP40

⚠ Significato dei simboli sulla copertina

1907
1907/SN

G13	2A-250V	T130 Tm110

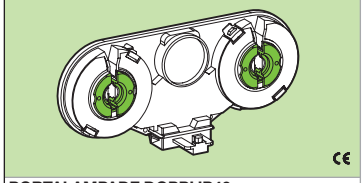

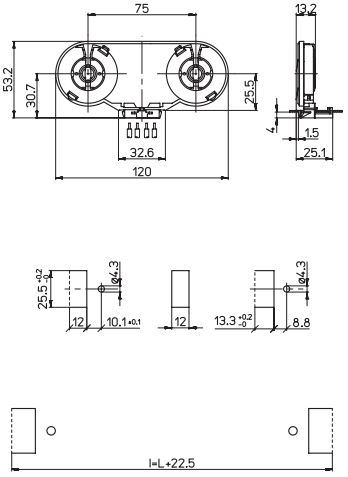

PORTALAMPADE DOPPI IP40
— Corpo in policarbonato
— Contatti in ottone

IP40 TWIN LAMPHOLDERS
— Polycarbonate body
— Brass contacts

Con/With: S-1901/3 S-1901/4 S-1901/5

0,6-1,2 | 25,5 | ...-SN | PBT 45° | mm² 0,5-1 | 8-9 | IP40

1907/T
1907/T-SN

G13	2A-250V	T130 Tm110

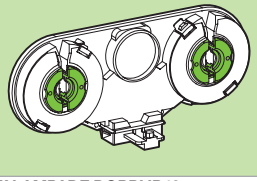

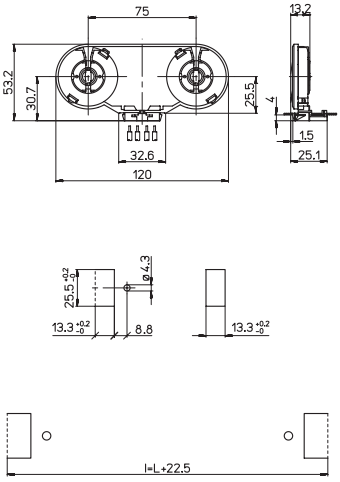

PORTALAMPADE DOPPI IP40
— Corpo in policarbonato
— Contatti in ottone

IP40 TWIN LAMPHOLDERS
— Polycarbonate body
— Brass contacts

Con/With: S-1901/3 S-1901/4 S-1901/5

0,6-1,2 | 25,5 | .../T | ...-SN | PBT 45° | mm² 0,5-1 | 8-9 | IP40

S-1901/3
S-1901/4
S-1901/5

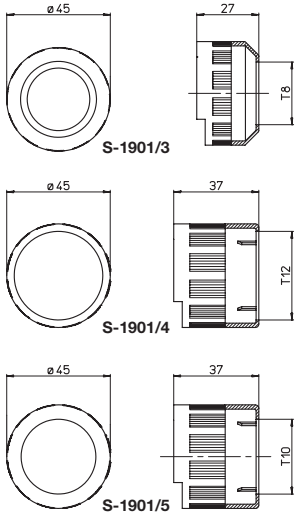

MANICOTTI IP40 in policarbonato
S-1901/3 per T8
S-1901/4 per T12 o T8+TP (ø37,8 min ø38,5 max)
S-1901/5 per T10 (ø31,8 min ø32,5 max)
IP40 SLEEVES in policarbonate
S-1901/3 for T8
S-1901/4 for T12 or T8+TP (ø37,8 min ø38,5 max)
S-1901/5 for T10 (ø31,8 min ø32,5 max)

Per/For: 1901/... 1902/... 1907/...

121

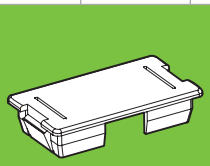

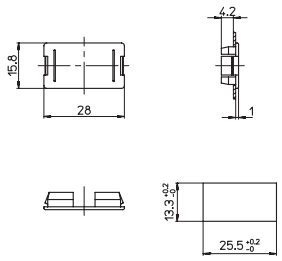

PIASTRINA DI CHIUSURA
in policarbonato
per cave 13,3x25,5 mm

CLOSURE PLATE
in polycarbonate
for 13,3x25,5 mm holes

0,8-1 | IP40

798

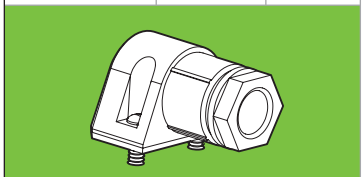

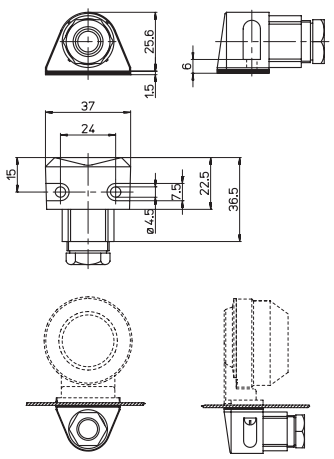

RACCORDO CON PRESSACAVO STAGNO
— Corpo in policarbonato
— Guarnizione in neoprene
— Viti di fissaggio M4x11,5
PROTECTED JOINT
— Polycarbonate body
— Neoprene gasket
— M4x11,5 fixing screws

Per/For: 770/... 870/...

799



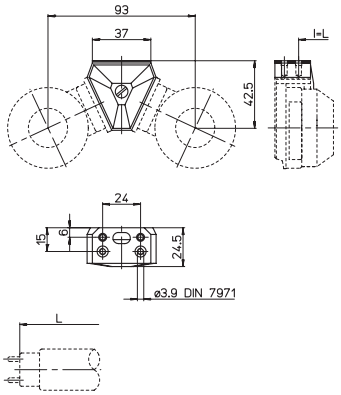

TRIANGOLO STAGNO
— Corpo in policarbonato
— Guarnizione in neoprene
— Con viti di fissaggio
PROTECTED TRIANGLE
— Polycarbonate body
— Neoprene gasket
— With fixing screws

Per/For: 770/...

770/26

G13	2A-250V	T130 Tm110



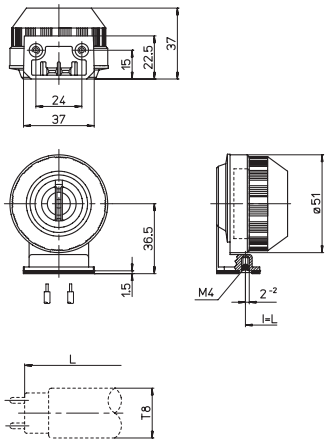

PORTALAMPADE IP66/67
— Corpo in policarbonato e PBT
— Contatti in bronzo fosforoso

IP66/67 LAMPHOLDER
— Polycarbonate and PBT body
— Phosphor bronze contacts

(660W-600V)

36,5 | PBT 30° | mm² 0,5-1 | 8-9 | IP66 IP67 | 798 | 799

870/26

G13	2A-250V	T130 Tm110



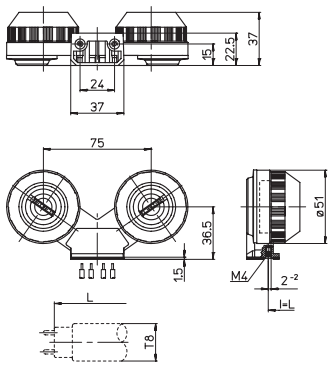

PORTALAMPADE DOPPIO IP66/67
— Corpo in policarbonato e PBT
— Contatti in bronzo fosforoso

IP66/67 TWIN LAMPHOLDER
— Polycarbonate and PBT body
— Phosphor bronze contacts

(660W-600V)

36,5 | PBT 30° | mm² 0,5-1 | 8-9 | IP66 IP67 | 798

770/38

G13	2A-250V	T130 Tm110



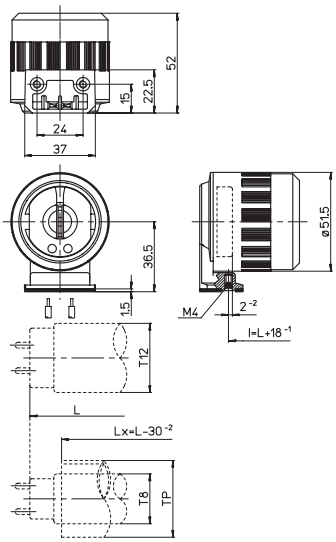

PORTALAMPADE IP66/67
— Corpo in policarbonato e PBT
— Contatti in bronzo fosforoso

IP66/67 LAMPHOLDER
— Polycarbonate and PBT body
— Phosphor bronze contacts

(660W-600V)

T12 (T8+TP)= ø37 min ø40 max

36,5 | PBT 30° | mm² 0,5-1 | 8-9 | IP66 IP67 | 798 | 799

870/38

G13	2A-250V	T130 Tm110



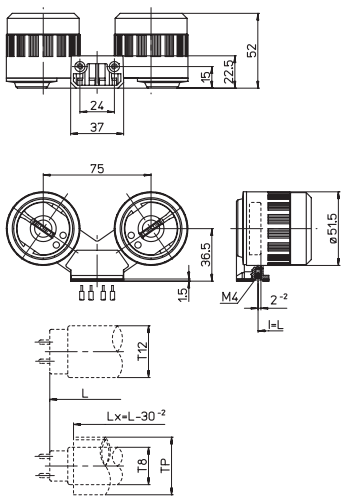

PORTALAMPADE DOPPIO IP66/67
— Corpo in policarbonato e PBT
— Contatti in bronzo fosforoso

IP66/67 TWIN LAMPHOLDER
— Polycarbonate and PBT body
— Phosphor bronze contacts

(660W-600V)

T12 (T8+TP)= ø37 min ø40 max

36,5 | PBT 30° | mm² 0,5-1 | 8-9 | IP66 IP67 | 798

770/50

G13	2A-250V	T130 Tm110



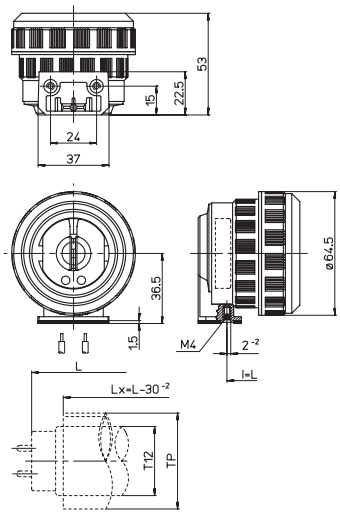

PORTALAMPADE IP66/67
— Corpo in policarbonato e PBT
— Contatti in bronzo fosforoso

IP66/67 LAMPHOLDER
— Polycarbonate and PBT body
— Phosphor bronze contacts

(660W-600V)

TP= ø49 min ø50 max

36,5 | PBT 30° | mm² 0,5-1 | 8-9 | IP66 IP67 | 798 | 799

870/50

G13	2A-250V	T130 Tm110



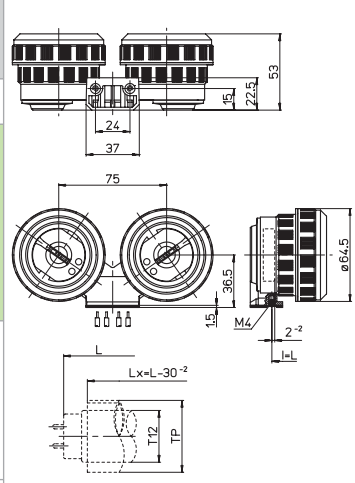

PORTALAMPADE DOPPIO IP66/67
— Corpo in policarbonato e PBT
— Contatti in bronzo fosforoso

IP66/67 TWIN LAMPHOLDER
— Polycarbonate and PBT body
— Phosphor bronze contacts

(660W-600V)

TP= ø49 min ø50 max

36,5 | PBT 30° | mm² 0,5-1 | 8-9 | IP66 IP67 | 798

780-1/26
780-2/26

G13	2A-250V	T130 Tm110



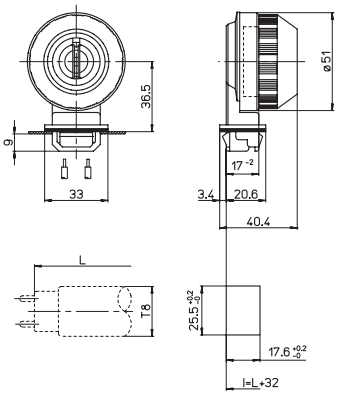

PORTALAMPADE IP66/67
per cave 17,6x25,5 mm
— Corpo in policarbonato e PBT
— Contatti in bronzo fosforoso
IP66/67 LAMPHOLDERS
for 17,6x25,5 mm holes
— Polycarbonate and PBT body
— Phosphor bronze contacts

c UL us *(660W-600V)*

1=0,8-1,3 | 2=1,4-2 | 36,5 | PBT 30° | mm² 0,5-1 | 8-9 | IP66 IP67

880-1/26
880-2/26

G13	2A-250V	T130 Tm110



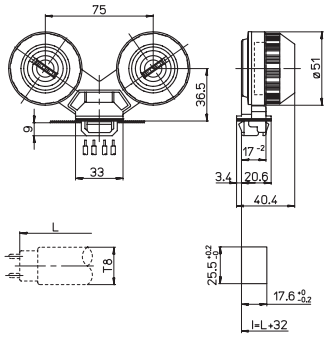

PORTALAMPADE DOPPI IP66/67
per cave 17,6x25,5 mm
— Corpo in policarbonato e PBT
— Contatti in bronzo fosforoso
IP66/67 TWIN LAMPHOLDERS
for 17,6x25,5 mm holes
— Polycarbonate and PBT body
— Phosphor bronze contacts

c UL us *(660W-600V)*

1=0,8-1,3 | 2=1,4-2 | 36,5 | PBT 30° | mm² 0,5-1 | 8-9 | IP66 IP67

780-1/38
780-2/38

G13	2A-250V	T130 Tm110

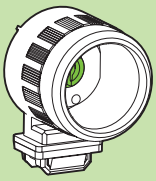

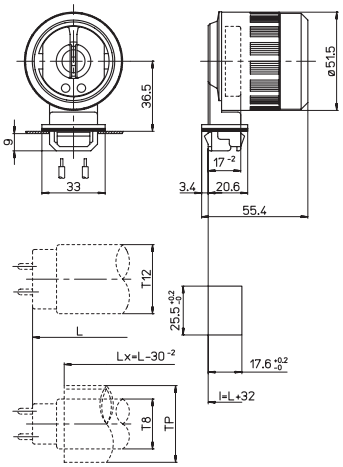

PORTALAMPADE IP66/67
per cave 17,6x25,5 mm
— Corpo in policarbonato e PBT
— Contatti in bronzo fosforoso
IP66/67 LAMPHOLDERS
for 17,6x25,5 mm holes
— Polycarbonate and PBT body
— Phosphor bronze contacts

c UL us *(660W-600V)*

T12 (T8+TP)= ø37 min ø40 max

1=0,8-1,3 | 2=1,4-2 | 36,5 | PBT 30° | mm² 0,5-1 | 8-9 | IP66 IP67

880-1/38
880-2/38

G13	2A-250V	T130 Tm110



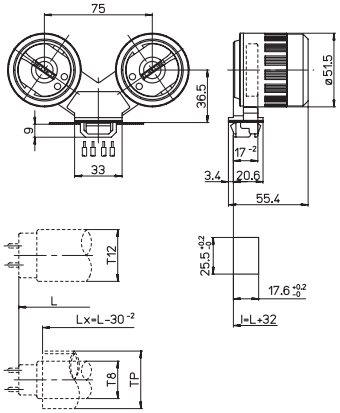

PORTALAMPADE DOPPI IP66/67
per cave 17,6x25,5 mm
— Corpo in policarbonato e PBT
— Contatti in bronzo fosforoso
IP66/67 TWIN LAMPHOLDERS
for 17,6x25,5 mm holes
— Polycarbonate and PBT body
— Phosphor bronze contacts

c UL us *(660W-600V)*

T12 (T8+TP)= ø37 min ø40 max

1=0,8-1,3 | 2=1,4-2 | 36,5 | PBT 30° | mm² 0,5-1 | 8-9 | IP66 IP67

780-1/50
780-2/50

G13	2A-250V	T130 Tm110

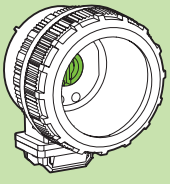

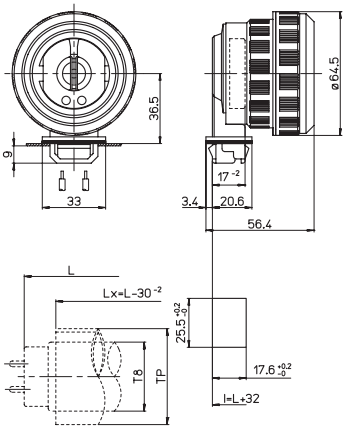

PORTALAMPADE IP66/67
per cave 17,6x25,5 mm
— Corpo in policarbonato e PBT
— Contatti in bronzo fosforoso
IP66/67 LAMPHOLDERS
for 17,6x25,5 mm holes
— Polycarbonate and PBT body
— Phosphor bronze contacts

c UL us *(660W-600V)*

TP= ø49 min ø50 max

1=0,8-1,3 | 2=1,4-2 | 36,5 | PBT 30° | mm² 0,5-1 | 8-9 | IP66 IP67

880-1/50
880-2/50

G13	2A-250V	T130 Tm110



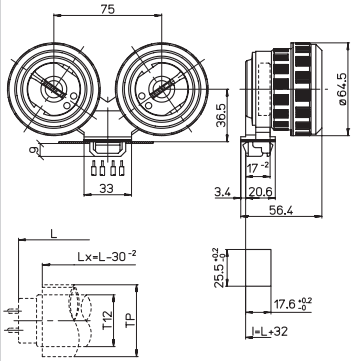

PORTALAMPADE DOPPI IP66/67
per cave 17,6x25,5 mm
— Corpo in policarbonato e PBT
— Contatti in bronzo fosforoso
IP66/67 TWIN LAMPHOLDERS
for 17,6x25,5 mm holes
— Polycarbonate and PBT body
— Phosphor bronze contacts

c UL us *(660W-600V)*

TP= ø49 min ø50 max

1=0,8-1,3 | 2=1,4-2 | 36,5 | PBT 30° | mm² 0,5-1 | 8-9 | IP66 IP67

1780/26

G13	2A-500V	T140 Tm110



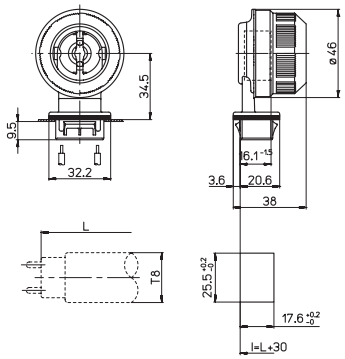

PORTALAMPADE IP66/67
per cave 17,6x25,5 mm
— Corpo in policarbonato e PBT
— Contatti in bronzo fosforoso
IP66/67 LAMPHOLDER
for 17,6x25,5 mm holes
— Polycarbonate and PBT body
— Phosphor bronze contacts

(660W-600V)

0,8-2	34,5	PBT 90°	mm² 0,5-1	8-9	IP66 IP67

1880/26

G13	2A-500V	T140 Tm110



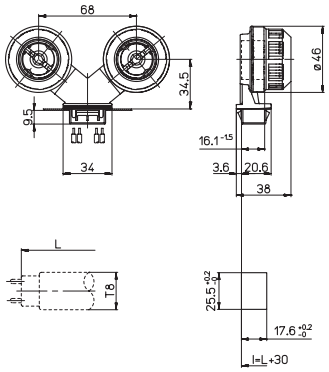

PORTALAMPADE DOPPIO IP66/67
per cave 17,6x25,5 mm
— Corpo in policarbonato e PBT
— Contatti in bronzo fosforoso
IP66/67 TWIN LAMPHOLDER
for 17,6x25,5 mm holes
— Polycarbonate and PBT body
— Phosphor bronze contacts

(660W-600V)

0,8-2	34,5	PBT 90°	mm² 0,5-1	8-9	IP66 IP67

1780/38

G13	2A-500V	T140 Tm110



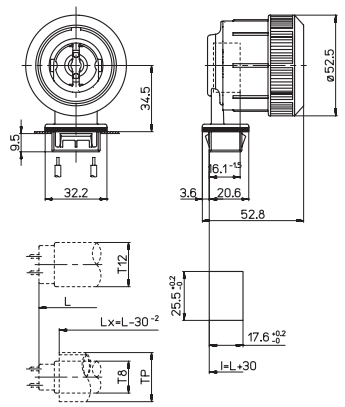

PORTALAMPADE IP66/67
per cave 17,6x25,5 mm
— Corpo in policarbonato e PBT
— Contatti in bronzo fosforoso
IP66/67 LAMPHOLDER
for 17,6x25,5 mm holes
— Polycarbonate and PBT body
— Phosphor bronze contacts

(660W-600V)

T12 (T8+TP)= ø37,5 min ø40 max

0,8-2	34,5	PBT 90°	mm² 0,5-1	8-9	IP66 IP67

1880/38

G13	2A-500V	T140 Tm110



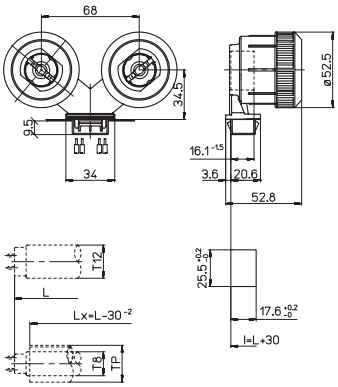

PORTALAMPADE DOPPIO IP66/67
per cave 17,6x25,5 mm
— Corpo in policarbonato e PBT
— Contatti in bronzo fosforoso
IP66/67 TWIN LAMPHOLDER
for 17,6x25,5 mm holes
— Polycarbonate and PBT body
— Phosphor bronze contacts

(660W-600V)

T12 (T8+TP)= ø37,5 min ø40 max

0,8-2	34,5	PBT 90°	mm² 0,5-1	8-9	IP66 IP67

1783/26

G13	2A-500V	T140 Tm110



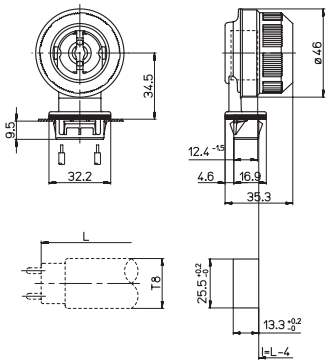

PORTALAMPADE IP66/67
per cave 13,3x25,5 mm
— Corpo in policarbonato e PBT
— Contatti in bronzo fosforoso
IP66/67 LAMPHOLDER
for 13,3x25,5 mm holes
— Polycarbonate and PBT body
— Phosphor bronze contacts

(660W-600V)

0,8-2	34,5	PBT 90°	mm² 0,5-1	8-9	IP66 IP67

1883/26

G13	2A-500V	T140 Tm110



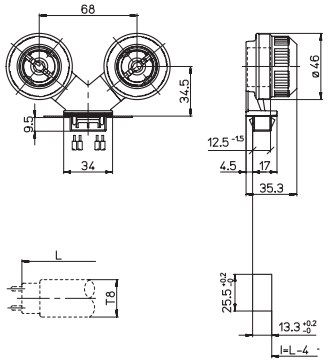

PORTALAMPADE DOPPIO IP66/67
per cave 13,3x25,5 mm
— Corpo in policarbonato e PBT
— Contatti in bronzo fosforoso
IP66/67 TWIN LAMPHOLDER
for 13,3x25,5 mm holes
— Polycarbonate and PBT body
— Phosphor bronze contacts

(660W-600V)

0,8-2	34,5	PBT 90°	mm² 0,5-1	8-9	IP66 IP67

1783/38

G13	2A-500V	T140 Tm110



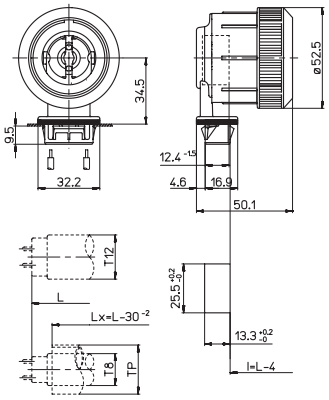

PORTALAMPADE IP66/67
per cave 13,3x25,5 mm
— Corpo in policarbonato e PBT
— Contatti in bronzo fosforoso
IP66/67 LAMPHOLDER
for 13,3x25,5 mm holes
— Polycarbonate and PBT body
— Phosphor bronze contacts

(660W-600V)

T12 (T8+TP)= ø37,5 min ø40 max

0,8-2	34,5	PBT 90°	mm² 0,5-1	8-9	IP66 IP67

1883/38

G13	2A-500V	T140 Tm110



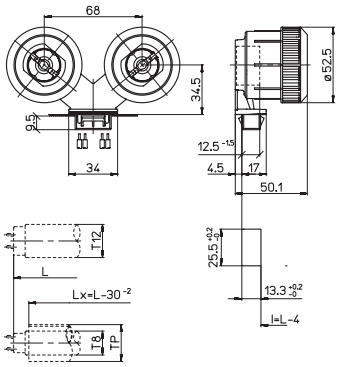

PORTALAMPADE DOPPIO IP66/67
per cave 13,3x25,5 mm
— Corpo in policarbonato e PBT
— Contatti in bronzo fosforoso
IP66/67 TWIN LAMPHOLDER
for 13,3x25,5 mm holes
— Polycarbonate and PBT body
— Phosphor bronze contacts

(660W-600V)

T12 (T8+TP)= ø37,5 min ø40 max

0,8-2	34,5	PBT 90°	mm² 0,5-1	8-9	IP66 IP67

EN 60400
IEC 60400

2G13

A.A.G. STUCCHI

5



PORTALAMPADE PER LAMPADE FLUORESCENTI AD “U” SENZA/CON PORTASTARTER

LAMPHOLDERS FOR “U” SHAPED FLUORESCENT LAMPS WITHOUT/WITH STARTERHOLDER

Watt	L mm.(max)	a ± 2 mm.	D mm.	
16	370	56	ø26	T8
18	310	92		
36	570	92		
36	607	92		
58	570	92		
58	765	92		
20	310	92	ø38	T12
40	607	92		
40 USA	570	92		
40 USA	572,3	92		
65	570	92		
65	765	92		

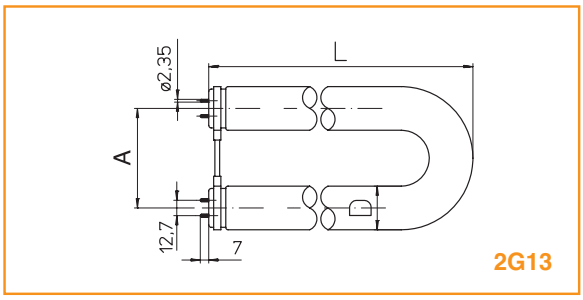

TEMPERATURA "T..." ASSEGNATA AI PORTALAMPADE

Nella scelta dei portalampade per la realizzazione degli apparecchi di illuminazione non si deve sottovalutare la temperatura sviluppata dalle diverse fonti di calore, quali la lampada, l'alimentatore e la corrente che lo attraversa. Per cui è indispensabile assicurarsi che:

1 L'apparecchio sia in grado di smaltire il calore in esso contenuto.
2 La temperatura massima raggiunta nell'apparecchio non superi mai la **"T..."** assegnata ai suoi componenti perché potrebbe essere causa di pericolo e di danni.
3 I portalampade che non hanno una **"T..."** assegnata (par. 17.1 "test A" delle norme EN/IEC 60400) possono funzionare fino a una temperatura massima di 80 °C.

CATEGORIA DI SOVRATENSIONE

I portalampade per lampade fluorescenti (EN/IEC 60400) sono conformi alle distanze in aria e superficiali richieste per la categoria di sovratensione II (norme EN/IEC 60664-1).

COLLAUDO FINALE DEGLI APPARECCHI D'ILLUMINAZIONE

La scelta dei componenti e il loro corretto montaggio compete al costruttore dell'apparecchio d'illuminazione che deve anche provvedere al suo collaudo finale per verificarne il buon funzionamento.

"T..." TEMPERATURE RATING OF LAMPHOLDERS

When choosing the lampholders to assemble a luminaire it is important not to underestimate the temperature developed by the lamp, the ballast and its associated current.
It is essential to make sure that:

1 The luminaire is able to dissipate the heat it produces.
2 The maximum temperature reached in the luminaire never exceeds the **"T..."** relative to its components because it can be dangerous and can cause damages.
3 The lampholders without a relative **"T..."** (par. 17.1 "test A" of the EN/IEC 60400 standards) can work up to a maximum temperature of 80 °C.

IMPULSE WITHSTAND CATEGORY

Lampholders for fluorescent lamps (EN/IEC 60400) are in accordance with the prescribed creepage distances and clearances for the impulse withstand category II (EN/IEC 60664-1 standards).

LUMINAIRES FINAL TEST

The luminaire manufacturer is responsible for the choice and the correct mounting of the components and he must also carry out a final test on the luminaire to verify its correct operation.

950

2G13 | 2A-250V

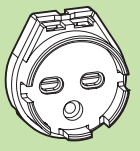

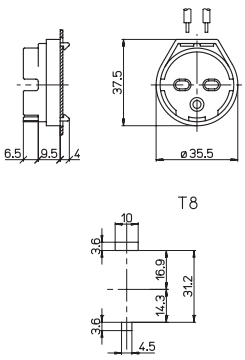

PORTALAMPADE IP20
— Corpo in policarbonato
— Contatti in bronzo fosforoso

IP20 LAMPHOLDER
— Polycarbonate body
— Phosphor bronze contacts

0,8-1,2 | 9,5 | 0,5-1 mm² | 8-9 | 37 137

951

2G13 | 2A-250V

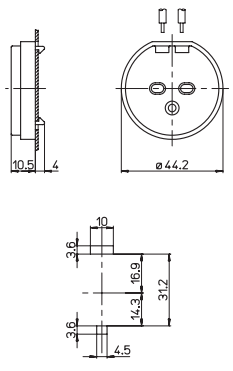

PORTALAMPADE IP20
— Corpo in policarbonato
— Contatti in bronzo fosforoso

IP20 LAMPHOLDER
— Polycarbonate body
— Phosphor bronze contacts

0,8-1,2 | 10,5 | 0,5-1 mm² | 8-9 | 37 137 | 38 138

⚠ Significato dei simboli sulla copertina

AAG STUCCHI Essential for lighting

951/A

2G13 | 2A-250V



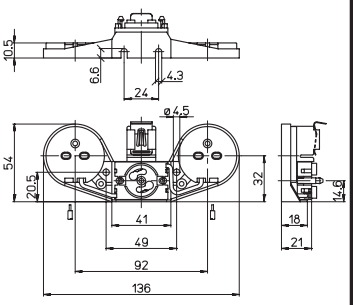

PORTALAMPADE IP20
— Corpo in policarbonato
— Contatti in bronzo fosforoso
— Molla in acciaio inox
IP20 LAMPHOLDER
— Polycarbonate body
— Phosphor bronze contacts
— Stainless steel spring

	mm²			
	0,5-1	8-9	<1,5	37 137	38 138

951/B

2G13 | 2A-250V

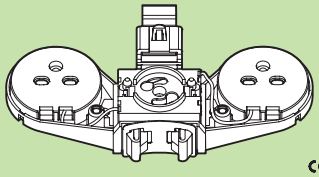

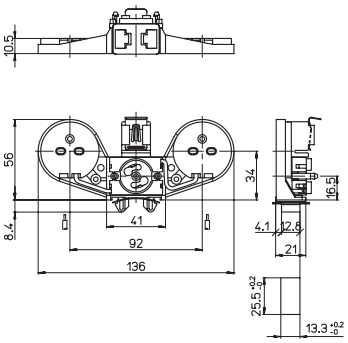

PORTALAMPADE IP20
— Corpo in policarbonato
— Contatti in bronzo fosforoso
— Molle in acciaio inox
IP20 LAMPHOLDER
— Polycarbonate body
— Phosphor bronze contacts
— Stainless steel springs

		mm²			
	0,8-1,2	0,5-1	8-9	<1,5	37 137	38 138

951/C

2G13 | 2A-250V

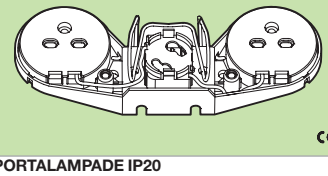

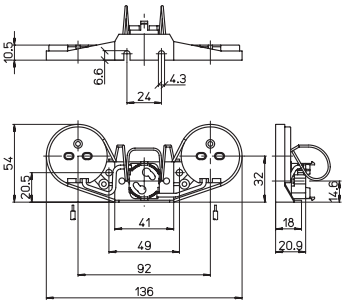

PORTALAMPADE IP20
— Corpo in policarbonato
— Contatti in bronzo fosforoso
— Molle in acciaio inox
IP20 LAMPHOLDER
— Polycarbonate body
— Phosphor bronze contacts
— Stainless steel springs

	mm²			
	0,5-1	8-9	37 137	38 138

951/E

2G13 | 2A-250V

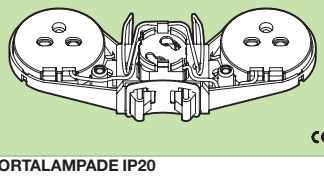

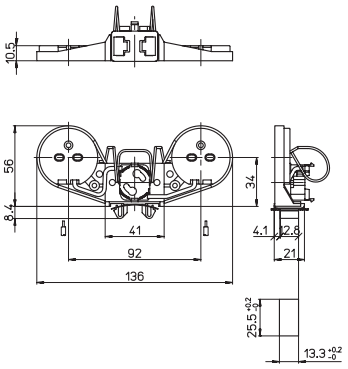

PORTALAMPADE IP20
— Corpo in policarbonato
— Contatti in bronzo fosforoso
— Molle in acciaio inox
IP20 LAMPHOLDER
— Polycarbonate body
— Phosphor bronze contacts
— Stainless steel springs

		mm²			
	0,8-1,2	0,5-1	8-9	37 137	38 138

37/CVD 38/CVD 37/SVD 38/SVD

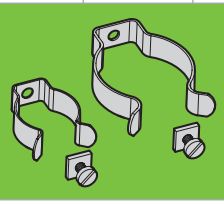

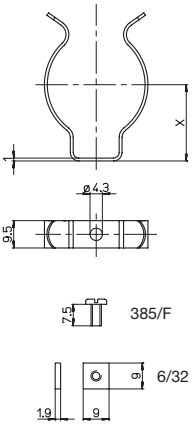

GANCI
in acciaio nichelato
.../CVD= con vite e dado di fissaggio
.../SVD= senza vite e dado di fissaggio
CLIPS
in nickel plated steel
.../CVD= with fixing screw and nut
.../SVD= without fixing screw and nut

37	**38**
X=16,5	X=25,5
T8 ø26	T12 ø38

137/CVD 138/CVD 137/SVD 138/SVD

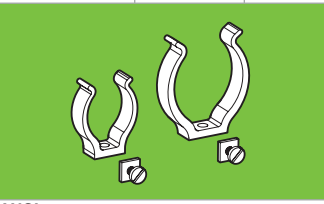

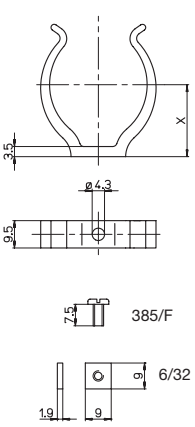

GANCI
in policarbonato trasparente stabilizzato agli UV
.../CVD= con vite e dado di fissaggio
.../SVD= senza vite e dado di fissaggio
CLIPS
in UV resistant transparent polycarbonate
.../CVD= with fixing screw and nut
.../SVD= without fixing screw and nut

137	**138**
X=20	X=25
T8 ø26	T12 ø38



PORTALAMPADE PER LAMPADE FLUORESCENTI CIRCOLARI SENZA/CON PORTASTARTER

LAMPHOLDERS FOR CIRCULAR FLUORESCENT LAMPS WITHOUT/WITH STARTERHOLDER

Watt	D (mm) max	D (mm) min	D1 (mm) max	D1 (mm) min	
22	ø215,9	ø203,2	ø30,9	ø26,2	**T9**
32	ø311,2	ø298,5	ø34,1	ø29,4	**T10**
40	ø412,8	ø400			

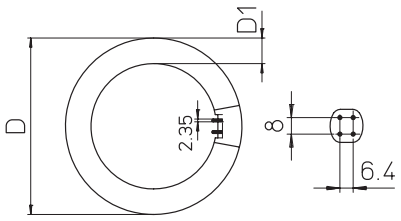

G10q

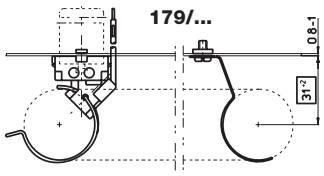

2 x 82/L-CVD

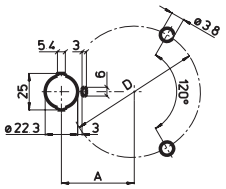

22W A = 79 D = 145
32W A = 124 D = 235
40W A = 174,5 D = 336

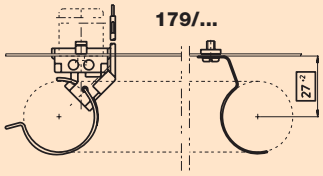

3 x 82/CVD

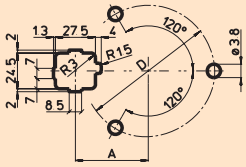

22W A = 80 D = 145
32W A = 125 D = 235
40W A = 175,5 D = 336

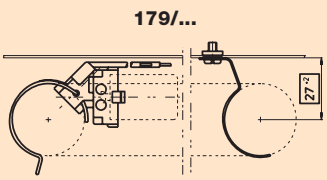

3 x 82/CVD

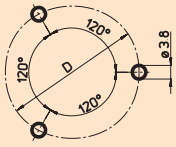

22W D = 145
32W D = 235
40W D = 336

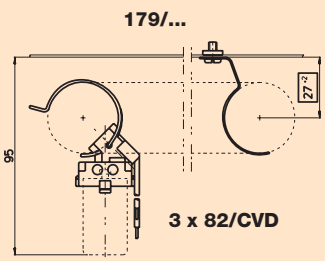

3 x 82/CVD

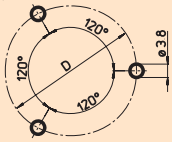

22W D = 145
32W D = 235
40W D = 336

TEMPERATURA "T..." ASSEGNATA AI PORTALAMPADE

Nella scelta dei portalampade per la realizzazione degli apparecchi di illuminazione non si deve sottovalutare la temperatura sviluppata dalle diverse fonti di calore, quali la lampada, l'alimentatore e la corrente che lo attraversa. Per cui è indispensabile assicurarsi che:

1 L'apparecchio sia in grado di smaltire il calore in esso contenuto.
2 La temperatura massima raggiunta nell'apparecchio non superi mai la "**T...**" assegnata ai suoi componenti perché potrebbe essere causa di pericolo e di danni.
3 I portalampade che non hanno una "**T...**" assegnata (par. 17.1 "test A" delle norme EN/IEC 60400) possono funzionare fino a una temperatura massima di 80 °C.

"T..." TEMPERATURE RATING OF LAMPHOLDERS

When choosing the lampholders to assemble a luminaire it is important not to underestimate the temperature developed by the lamp, the ballast and its associated current.
It is essential to make sure that:

1 The luminaire is able to dissipate the heat it produces.
2 The maximum temperature reached in the luminaire never exceeds the "**T...**" relative to its components because it can be dangerous and can cause damages.
3 The lampholders without a relative "**T...**" (par. 17.1 "test A" of the EN/IEC 60400 standards) can work up to a maximum temperature of 80 °C.

CAVETTI WIRES

Conduttore rigido in Cu - Cavetto in PVC 90 °C
Rigid conductor in Cu - Wire in PVC 90 °C

Conduttore flessibile in Cu - Cavetto in PVC 90 °C
Flexible conductor in Cu - Wire in PVC 90 °C

A richiesta:/on demand:

Conduttore rigido in Cu - Cavetto in PVC 105 °C (HT90 °C)
Rigid conductor in Cu - Wire in PVC 105 °C (HT90 °C)

Conduttore rigido in Cu - Cavetto in PVC+PVC 105 °C (HT90 °C) doppio isolamento
Rigid conductor in Cu - Wire in PVC 105 °C (HT90 °C) double insulation

TEMPERATURA ASSEGNATA AI CAVETTI

I cavetti di collegamento sono rivestiti da una guaina, spesso costruita con un materiale isolante più sensibile al calore (e quindi meno resistente) rispetto ad altri componenti collocati all'interno dell'apparecchio d'illuminazione. Pertanto i cavetti possono rappresentare un limite per l'apparecchio stesso che al suo interno non deve sviluppare una temperatura superiore a quella a loro assegnata.

TEMPERATURE RATING OF WIRES

The insulation material of the cable is often sensitive to temperature and normally has a lower operating temperature than the other components in the fitting.
For this reason the internal temperature of the luminaries must not exceed that assigned to the cable.

CATEGORIA DI SOVRATENSIONE

I portalampade per lampade fluorescenti (EN/IEC 60400) sono conformi alle distanze in aria e superficiali richieste per la categoria di sovratensione II (norme EN/IEC 60664-1).

IMPULSE WITHSTAND CATEGORY

Lampholders for fluorescent lamps (EN/IEC 60400) are in accordance with the prescribed creepage distances and clearances for the impulse withstand category II (EN/IEC 60664-1 standards).

COLLAUDO FINALE DEGLI APPARECCHI D'ILLUMINAZIONE

La scelta dei componenti e il loro corretto montaggio compete al costruttore dell'apparecchio d'illuminazione che deve anche provvedere al suo collaudo finale per verificarne il buon funzionamento.

LUMINAIRES FINAL TEST

The luminaire manufacturer is responsible for the choice and the correct mounting of the components and he must also carry out a final test on the luminaire to verify its correct operation.

AAG STUCCHI Essential for lighting

179
179/FF

G10q	2A-250V	T110

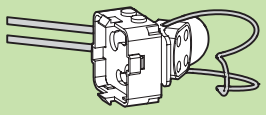

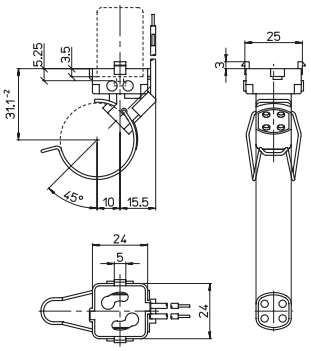

PORTALAMPADE CONNETTORE IP20
CON PORTASTARTER
— Corpo in policarbonato
— Contatti in ottone — Molla in acciaio inox
IP20 PUSH-ON LAMPHOLDERS
WITH STARTERHOLDER
— Polycarbonate body
— Brass contacts — Stainless steel spring

mm²	mm²	
PVC 0,5	PVC 0,5	30 cm

82/...

180/D-FF 184/D-FF
180/D-FR 184/D-FR

G10q	2A-250V	T110



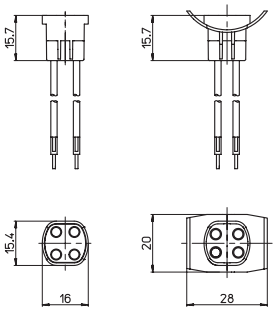

PORTALAMPADE CONNETTORE IP20
FR= Conduttore rigido FF= Conduttore flessibile
— Corpo in policarbonato
— Contatti in ottone
IP20 PUSH-ON LAMPHOLDERS
FR= Rigid conductor FF= Flexible conductor
— Polycarbonate body
— Brass contacts

mm²	mm²	
PVC 0,5	PVC 0,5	30 cm

82/... x3

189
189/FF
189/CM

G10q	2A-250V	T110

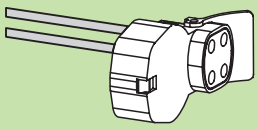

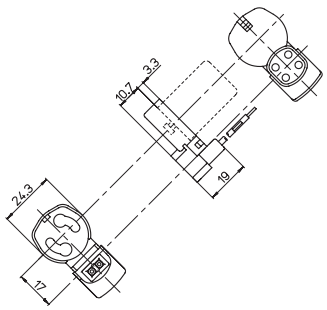

PORTALAMPADE CONNETTORE IP20
CON PORTASTARTER
CM= Con molla in acciaio inox
— Corpo in policarbonato
IP20 PUSH-ON LAMPHOLDERS
WITH STARTERHOLDER
CM= With stainless steel spring
— Polycarbonate body

mm²	mm²	
PVC 0,5	PVC 0,5	30 cm

82/... x3

103/P 103/M

G10q	2A-250V	T110



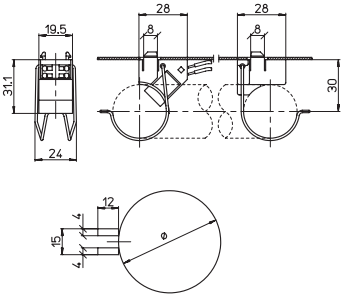

22W ø=160 mm
32W ø=248 mm
40W ø=352 mm

PORTALAMPADE IP20
— Corpo in policarbonato
— Contatti in bronzo fosforoso
— Molla in acciaio inox
IP20 LAMPHOLDERS
— Polycarbonate body
— Phosphor bronze contacts
— Stainless steel spring

		mm²	
	0,6-1	0,5-1	8-9

82/CVD 82/L-CVD
82/SVD 82/L-SVD

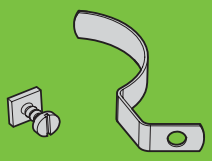

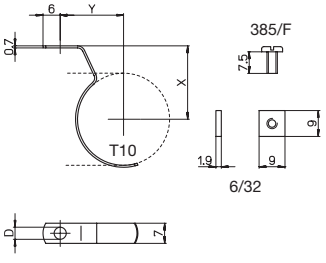

GANCI
in acciaio nichelato
.../CVD= con vite e dado di fissaggio
.../SVD= senza vite e dado di fissaggio
CLIPS
in nickel plated steel
.../CVD= with fixing screw and nut
.../SVD= without fixing screw and nut

82	82/L
X=25,5	X=29,5
Y=22	Y=22
D= ø4,2	D= ø3,8
T10 ø32	T10 ø32

82/F

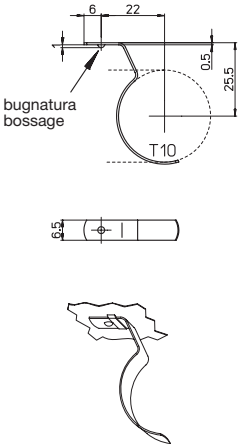

GANCIO con bugnatura
in acciaio nichelato

CLIP with bossage
in nickel plated steel

35/CVD 32/CVD
35/SVD 32/SVD

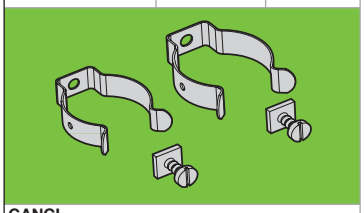

GANCI
in acciaio nichelato
.../CVD= con vite e dado di fissaggio
.../SVD= senza vite e dado di fissaggio
CLIPS
in nickel plated steel
.../CVD= with fixing screw and nut
.../SVD= without fixing screw and nut

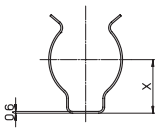

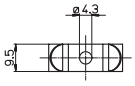

385/F

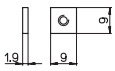

6/32

32	**35**
X=18	X=21,5
T9 ø29	T10 ø32

6

Significato dei simboli sulla copertina

AAG STUCCHI
Essential for lighting

A.A.G. STUCCHI

7

PORTALAMPADE PER LAMPADE FLUORESCENTI “SLIMLINE”
LAMPHOLDERS FOR “SLIMLINE” FLUORESCENT LAMPS

SLIMLINE

Watt	L mm.(max)	D mm.	
25	998,2	ø19	T6
40	1557		
35	1760,2	ø26	T8
40	2369,8		
39	1150,6	ø38	T12
57	1760,2		
75	2369,8		

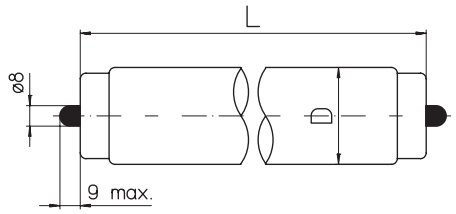

Fa8

CON ALIMENTATORE "A"
Munire l'apparecchio d'illuminazione di interruttore che toglie automaticamente tensione alla plafoniera quando viene aperta per la messa in opera o per il cambio della lampada.

WITH "A" BALLAST
A switch must be provided to automatically break the supply circuit when the luminaire is opened for service or lamp replacement.

CON ALIMENTATORE "B"
Durante l'introduzione e la rimozione della lampada, la protezione contro la scossa elettrica è assicurata dall'interruzione del circuito primario della lampada.

WITH "B" BALLAST
During the lamp replacement operation, the protection against the electric shock is provided by the interruption of the main circuit of the lamp.

Art. 22 41 42 64 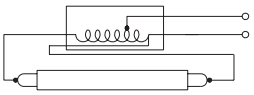 Art. 21 41 42 65 **A**

B Art. 22 64 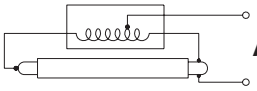 Art. 21 65

TEMPERATURA "T..." ASSEGNATA AI PORTALAMPADE
Nella scelta dei portalampade per la realizzazione degli apparecchi di illuminazione non si deve sottovalutare la temperatura sviluppata dalle diverse fonti di calore, quali la lampada, l'alimentatore e la corrente che lo attraversa. Per cui è indispensabile assicurarsi che:

1 L'apparecchio sia in grado di smaltire il calore in esso contenuto.
2 La temperatura massima raggiunta nell'apparecchio non superi mai la "**T...**" assegnata ai suoi componenti perché potrebbe essere causa di pericolo e di danni.
3 I portalampade che non hanno una "**T...**" assegnata (par. 17.1 "test A" delle norme EN/IEC 60400) possono funzionare fino a una temperatura massima di 80 °C.

"T..." TEMPERATURE RATING OF LAMPHOLDERS
When choosing the lampholders to assemble a luminaire it is important not to underestimate the temperature developed by the lamp, the ballast and its associated current.
It is essential to make sure that:

1 The luminaire is able to dissipate the heat it produces.
2 The maximum temperature reached in the luminaire never exceeds the "**T...**" relative to its components because it can be dangerous and can cause damages.
3 The lampholders without a relative "**T...**" (par. 17.1 "test A" of the EN/IEC 60400 standards) can work up to a maximum temperature of 80 °C.

CAVETTI WIRES

Conduttore flessibile in Cu - Cavetto in PVC 90 °C
Estremità con fascetta
Flexible conductor in Cu - Wire in PVC 90 °C
Ferrule on lead wires end

COLLAUDO FINALE DEGLI APPARECCHI D'ILLUMINAZIONE
La scelta dei componenti e il loro corretto montaggio compete al costruttore dell'apparecchio d'illuminazione che deve anche provvedere al suo collaudo finale per verificarne il buon funzionamento.

ILUMINAIRES FINAL TEST
The luminaire manufacturer is responsible for the choice and the correct mounting of the components and he must also carry out a final test on the luminaire to verify its correct operation.

AAG STUCCHI Essential for lighting

21 22

Fa8	660W-1000V 660W-600V



PORTALAMPADE IP20
21= Corpo in PBT
22= Corpo in urea
— Contatti in ottone
IP20 LAMPHOLDERS
21= PBT body
22= Urea body
— Brass contacts

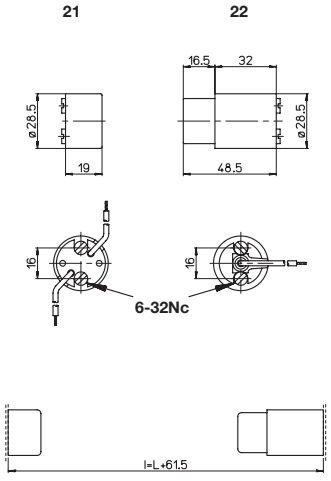

mm²		
PVC 0,75	28 cm	

64 65

Fa8	660W-1000V 660W-600V

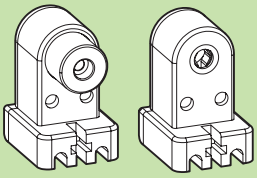

PORTALAMPADE IP20
— Corpo in policarbonato
— Contatti in ottone

IP20 LAMPHOLDERS
— Policarbonate body
— Brass contactas

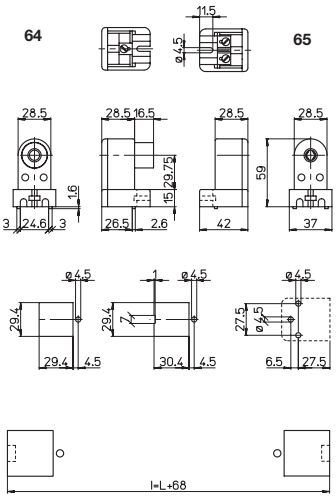

		mm²	mm²		mm²	mm²	
1,5 max	29,75	44,75		0,5-1,5	0,5-1,5	8-9	

41

Fa8	2A-1000V



PORTALAMPADE CONNETTORE IP20
— Corpo in poliammide
— Contatti in ottone

IP20 PUSH-ON LAMPHOLDER
— Polyamide body
— Brass contacts

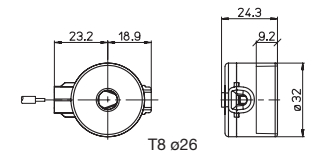

	mm²	mm²		
0,5-1,5	0,5-1,5	10-11	37 137	

42

Fa8	2A-750V



PORTALAMPADE CONNETTORE IP20
— Corpo in poliammide
— Contatti in ottone

IP20 PUSH-ON LAMPHOLDER
— Polyamide body
— Brass contacts

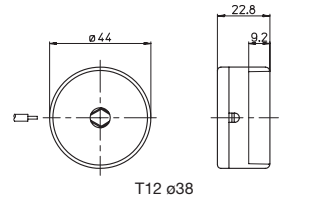

	mm²	mm²		
0,5-1,5	0,5-1,5	10-11	38 138	

37/CVD 38/CVD 37/SVD 38/SVD

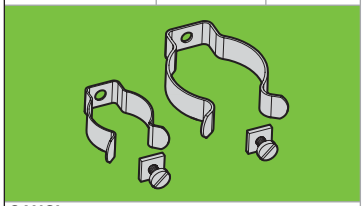

GANCI
in acciaio nichelato
.../CVD= con vite e dado di fissaggio
.../SVD= senza vite e dado di fissaggio
CLIPS
in nickel plated steel
.../CVD= with fixing screw and nut
.../SVD= without fixing screw and nut

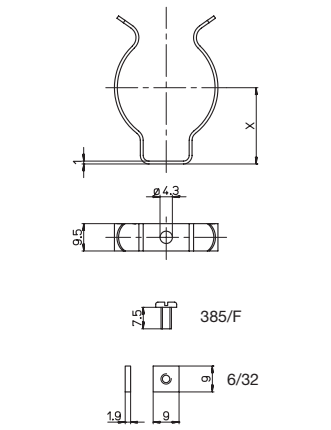

37	38
X=16,5	X=25,5
T8 ø26	T12 ø38

137/CVD 138/CVD 137/SVD 138/SVD

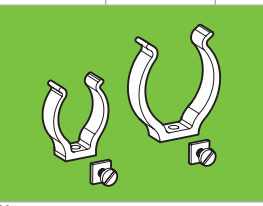

GANCI
in policarbonato trasparente stabilizzato agli UV
.../CVD= con vite e dado di fissaggio
.../SVD= senza vite e dado di fissaggio
CLIPS
in UV resistant transparent polycarbonate
.../CVD= with fixing screw and nut
.../SVD= without fixing screw and nut

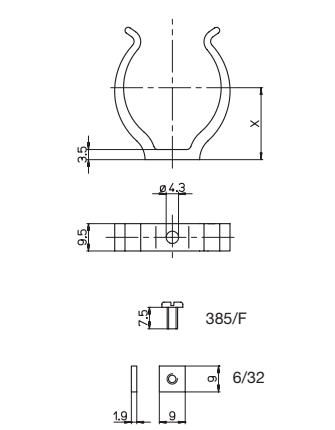

137	138
X=20	X=25
T8 ø26	T12 ø38

134

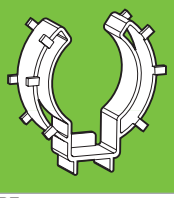

ADATTATORE
in policarbonato trasparente stabilizzato agli UV

ADAPTOR
in UV resistant transparent polycarbonate

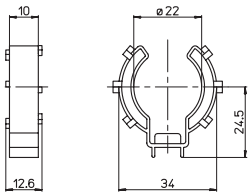

T8 ø26

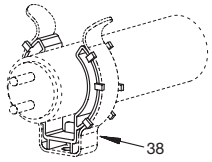

Per/For: 38/...

33 34

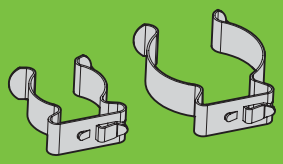

GANCI
in acciaio nichelato

CLIPS
in nickel plated steel

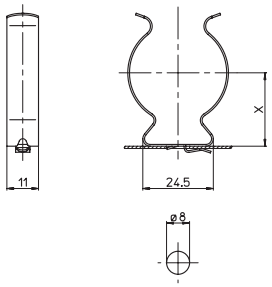

33
X=18
T8 ø26

34
X=25,5
T12 ø38

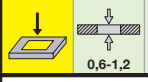

Significato dei simboli sulla copertina



PORTALAMPADE PER LAMPADE FLUORESCENTI “HO-VHO-PG”
LAMPHOLDERS FOR “HO-VHO-PG” FLUORESCENT LAMPS

Watt	L mm.(max)	D mm.	
60	1150	ø38	T12
87	1759,5		
112	2369		

HO (HIGH OUTPUT)
VHO (VERY HIGH OUTPUT)

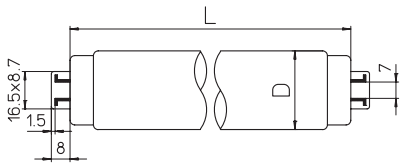

TP= TUBI DI PROTEZIONE COVER TUBES

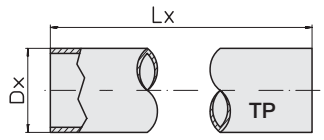

TP= ø 49 min ø 50 max
T12 + TP **Dx=** 50 mm max **Lx=** L - 30^{-2} mm

GUARNIZIONI dei portalampade protetti **GASKETS** of protected lampholders		**T max.**
	Neoprene	90 °C
.../38	Silicone	180 °C
.../50	EPDM	110 °C

PG (POWER-GROOVE)

Watt	L mm.(max)	D mm.	
110	1150	ø54	T17
165	1759,5		
215	2369		

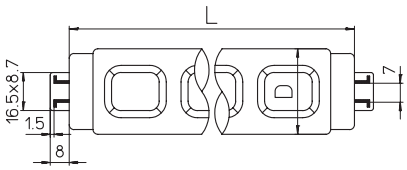

AVVERTENZE SULLA DURATA DELLE GUARNIZIONI

Le guarnizioni dei portalampade IP66/67, vanno usate solo nei limiti di temperatura e utilizzo riportati in questo catalogo, perchè soggette a deterioramento che può compromettere il loro grado di protezione.
Si consiglia di controllare la loro integrità e di sostituire le guarnizioni deteriorate ogni volta che si interviene sull'apparecchio di illuminazione.

WARNINGS ABOUT THE GASKETS LIFE TIME

The gaskets of the IP66/67 lampholders must be used within the temperature and mounting limits stated in this catalogue, as they are subjected to deterioration which can effect their protection degree.
It is suggested to control their integrity and to replace the deteriorated gaskets every time that the luminaires is checked.

TEMPERATURA "T..." ASSEGNATA AI PORTALAMPADE

Nella scelta dei portalampade per la realizzazione degli apparecchi di illuminazione non si deve sottovalutare la temperatura sviluppata dalle diverse fonti di calore, quali la lampada, l'alimentatore e la corrente che lo attraversa. Per cui è indispensabile assicurarsi che:

1 L'apparecchio sia in grado di smaltire il calore in esso contenuto.
2 La temperatura massima raggiunta nell'apparecchio non superi mai la "**T...**" assegnata ai suoi componenti perché potrebbe essere causa di pericolo e di danni.
3 I portalampade che non hanno una "**T...**" assegnata (par. 17.1 "test A" delle norme EN/IEC 60400) possono funzionare fino a una temperatura massima di 80 °C.

"T..." TEMPERATURE RATING OF LAMPHOLDERS

When choosing the lampholders to assemble a luminaire it is important not to underestimate the temperature developed by the lamp, the ballast and its associated current.
It is essential to make sure that:

1 The luminaire is able to dissipate the heat it produces.
2 The maximum temperature reached in the luminaire never exceeds the "**T...**" relative to its components because it can be dangerous and can cause damages.
3 The lampholders without a relative "**T...**" (par. 17.1 "test A" of the EN/IEC 60400 standards) can work up to a maximum temperature of 80 °C.

CAVETTI WIRES

Conduttore flessibile in Cu - Cavetto in PVC 90 °C
Estremità con fascetta
Flexible conductor in Cu - Wire in PVC 90 °C
Ferrule on lead wires end

COLLAUDO FINALE DEGLI APPARECCHI D'ILLUMINAZIONE

La scelta dei componenti e il loro corretto montaggio compete al costruttore dell'apparecchio d'illuminazione che deve anche provvedere al suo collaudo finale per verificarne il buon funzionamento.

LUMINAIRES FINAL TEST

The luminaire manufacturer is responsible for the choice and the correct mounting of the components and he must also carry out a final test on the luminaire to verify its correct operation.

AAG STUCCHI Essential for lighting

A.A.G. STUCCHI

8a

25 26

R17d	660W-600V

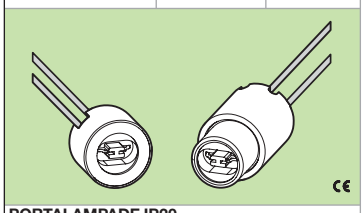

PORTALAMPADE IP20
25= Corpo in PBT
26= Corpo in urea
— Contatti in bronzo fosforoso argentato
IP20 LAMPHOLDERS
25= PBT body
26= Urea body
— Silver plated phosphor bronze contacts

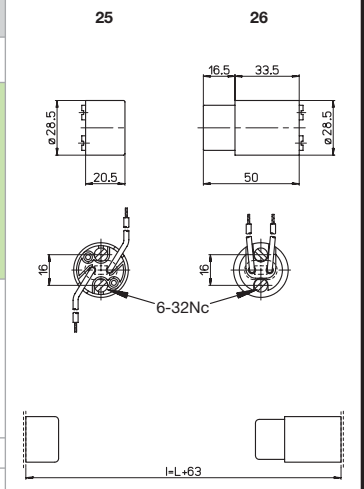

PVC 0,75 | 28 cm

56/N 56/90 57/N 57/90

R17d	660W-600V

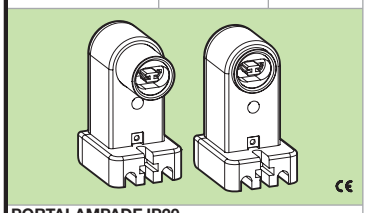

PORTALAMPADE IP20
— Corpo in policarbonato
— Contatti in ottone argentato
— Terminali in ottone argentato
IP20 LAMPHOLDERS
— Polycarbonate body
— Silver plated brass contacts
— Silver plated brass terminals

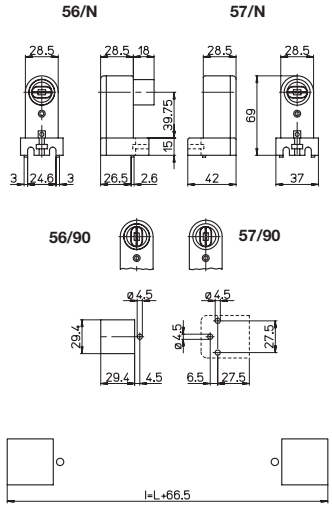

39,75 | 54,75 | 0,5-1,5 | 0,5-1,5 | 8-9

66/AU 67/AU

R17d	660W-600V 2A-600V

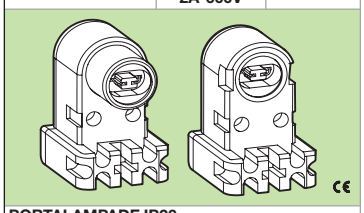

PORTALAMPADE IP20
— Corpo in policarbonato
— Contatti in bronzo fosforoso argentato
— Terminali in ottone argentato
IP20 LAMPHOLDERS
— Polycarbonate body
— Silver plated phosphor bronze contacts
— Silver plated brass terminals

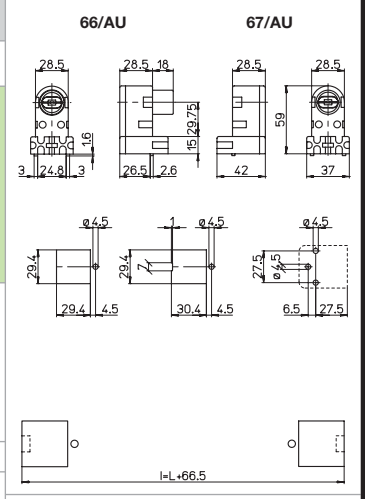

1,5 max | 29,75 | 54,75 | 0,5-1,5 | 9-10

8b

A.A.G. STUCCHI

775/38

R17d	2A-600V	T110

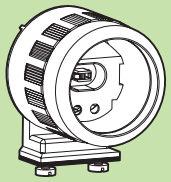

PORTALAMPADE IP66/67
— Corpo in policarbonato e PBT
— Contatti in ottone argentato

IP66/67 LAMPHOLDER
— Polycarbonate and PBT body
— Silver plated brass contacts

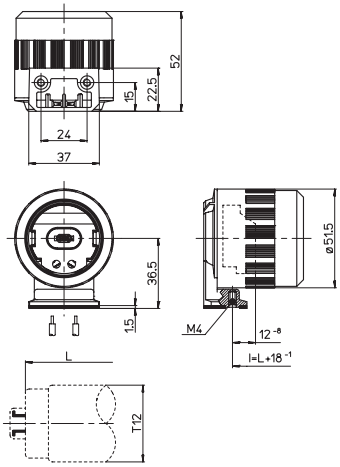

T12= ø37 min ø40 max

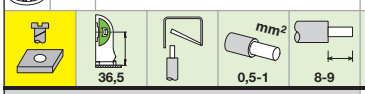

IP66
IP67
798
799

775/50

R17d	2A-600V	T110

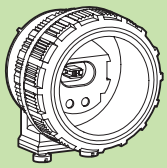

PORTALAMPADE IP66/67
— Corpo in policarbonato e PBT
— Contatti in ottone argentato

IP66/67 LAMPHOLDER
— Polycarbonate and PBT body
— Silver plated brass contacts

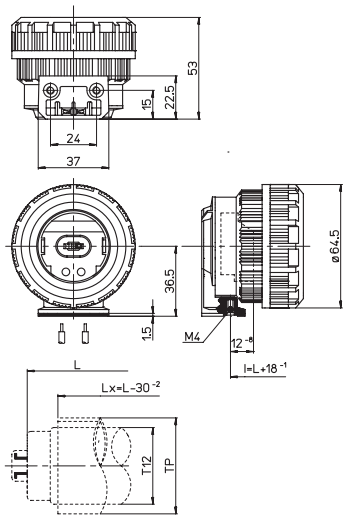

TP= ø49 min ø50max

IP66
IP67
798
799

798

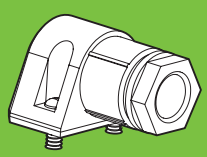

RACCORDO CON PRESSACAVO STAGNO
— Corpo in policarbonato
— Guarnizione in neoprene
— Viti di fissaggio M4x11,5

PROTECTED JOINT
— Polycarbonate body
— Neoprene gasket
— M4x11,5 fixing screws

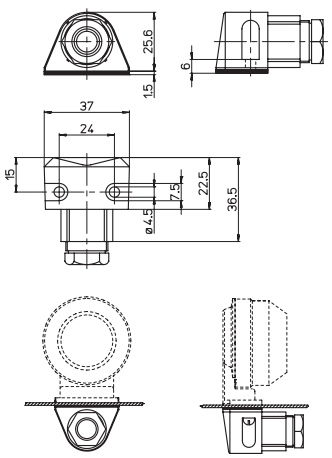

Per/For: 775/...

799

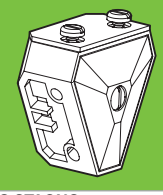

TRIANGOLO STAGNO
— Corpo in policarbonato
— Guarnizione in neoprene
— Con viti di fissaggio

PROTECTED TRIANGLE
— Polycarbonate body
— Neoprene gasket
— With fixing screws

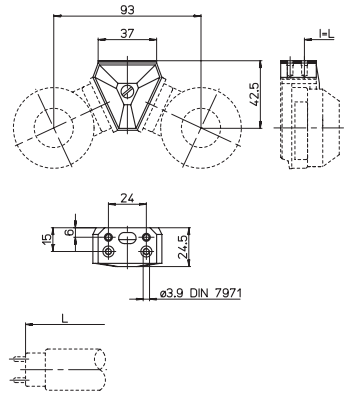

Per/For: 775/...

⚠ Significato dei simboli sulla copertina

EN 60400
IEC 60400

GR8
GR10q
GRY10q-3

GRZ10d
GRZ10t
GX53-1

A.A.G. STUCCHI

9

PORTALAMPADE PER LAMPADE FLUORESCENTI COMPATTE

LAMPHOLDERS FOR COMPACT FLUORESCENT LAMPS

Watt	L mm.(max)	H mm.
16	141	27,5
28	207	33

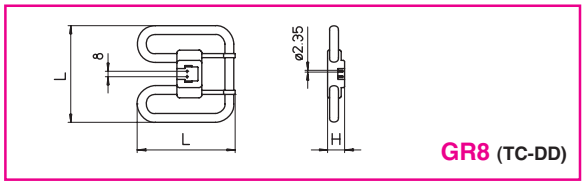

GR8 (TC-DD)

Watt	L mm.(max)	H mm.
10	95	34,5
16	141	27,5
21	141	27,5
28	207	33
38	207	33

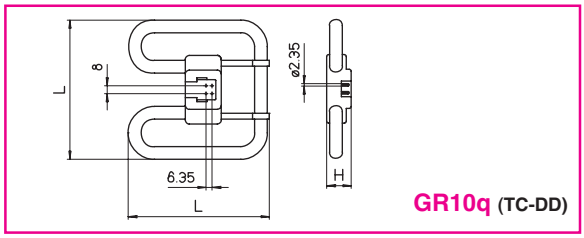

GR10q (TC-DD)

Watt	L mm.(max)	H mm.
55	205	35

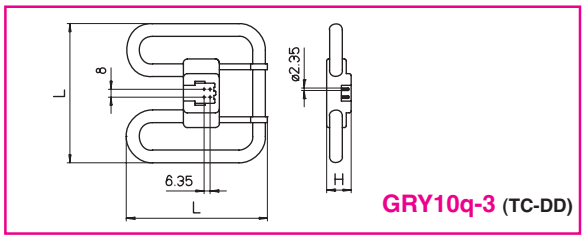

GRY10q-3 (TC-DD)

Watt	L mm.(max)	H mm.
18	141	21

con alimentatore elettronico integrato
with integrated electronic ballast

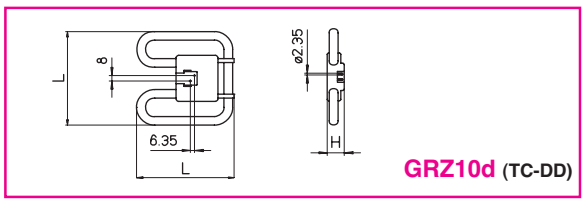

GRZ10d (TC-DD)

Watt	L mm.(max)	H mm.
30	206	32
40	206	32

con alimentatore elettronico integrato
with integrated electronic ballast

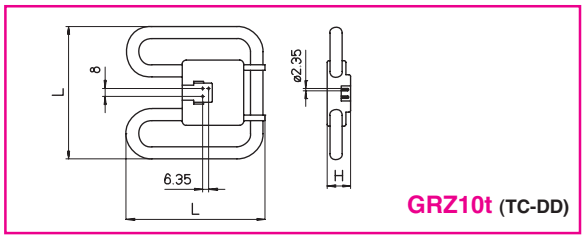

GRZ10t (TC-DD)

Watt	D mm.(max)
6	ø75,2
7	ø75,2
9	ø75,2
13	ø75,2

con alimentatore elettronico integrato
with integrated electronic ballast

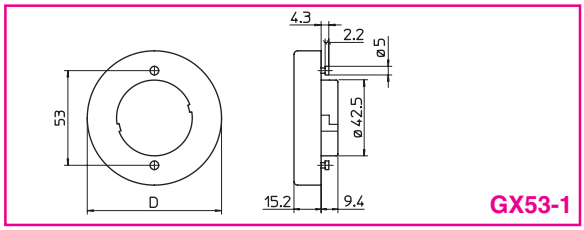

GX53-1

TEMPERATURA "T..." ASSEGNATA AI PORTALAMPADE

Nella scelta dei portalampade per la realizzazione degli apparecchi di illuminazione non si deve sottovalutare la temperatura sviluppata dalle diverse fonti di calore, quali la lampada, l'alimentatore e la corrente che lo attraversa. Per cui è indispensabile assicurarsi che:

1 L'apparecchio sia in grado di smaltire il calore in esso contenuto.
2 La temperatura massima raggiunta nell'apparecchio non superi mai la "**T...**" assegnata ai suoi componenti perché potrebbe essere causa di pericolo e di danni.
3 I portalampade che non hanno una "**T...**" assegnata (par. 17.1 "test A" norme EN/IEC 60400) possono funzionare fino a una temperatura max. di 80 °C.

CATEGORIA DI SOVRATENSIONE

I portalampade per lampade fluorescenti (EN/IEC 60400) sono conformi alle distanze in aria e superficiali richieste per la categoria di sovratensione II (norme EN/IEC 60664-1).

COLLAUDO FINALE DEGLI APPARECCHI D'ILLUMINAZIONE

La scelta dei componenti e il loro corretto montaggio compete al costruttore dell'apparecchio d'illuminazione che deve anche provvedere al suo collaudo finale per verificarne il buon funzionamento.

"T..." TEMPERATURE RATING OF LAMPHOLDERS

When choosing the lampholders to assemble a luminaire it is important not to underestimate the temperature developed by the lamp, the ballast and its associated current.
It is essential to make sure that:

1 The luminaire is able to dissipate the heat it produces.
2 The maximum temperature reached in the luminaire never exceeds the "**T...**" relative to its components because it can be dangerous and can cause damages.
3 The lampholders without a relative "**T...**" (par. 17.1 "test A" of the EN/IEC 60400 standards) can work up to a maximum temperature of 80 °C.

IMPULSE WITHSTAND CATEGORY

Lampholders for fluorescent lamps (EN/IEC 60400) are in accordance with the prescribed creepage distances and clearances for the impulse withstand category II (EN/IEC 60664-1 standards).

LUMINAIRES FINAL TEST

The luminaire manufacturer is responsible for the choice and the correct mounting of the components and he must also carry out a final test on the luminaire to verify its correct operation.

AAG STUCCHI Essential for lighting

411/V

GR8	2A-250V	T110

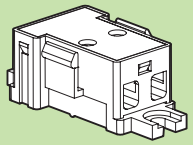

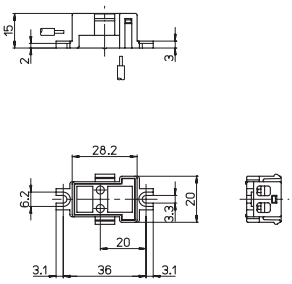

PORTALAMPADE IP20
— Corpo in policarbonato
— Contatti in bronzo fosforoso

IP20 LAMPHOLDER
— Polycarbonate body
— Phosphor bronze contacts

mm²	0,5-1	8-9

411/AU 411/BU

GR8	2A-250V	T110

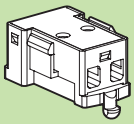

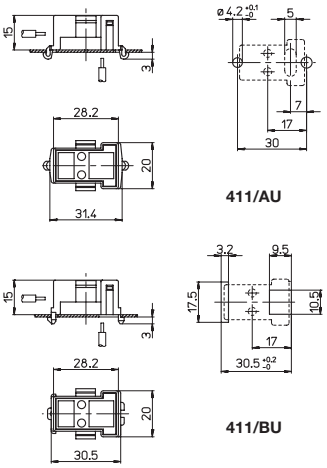

PORTALAMPADE IP20
— Corpo in policarbonato
— Contatti in bronzo fosforoso

IP20 LAMPHOLDERS
— Polycarbonate body
— Phosphor bronze contacts

mm²	0,6-1	0,5-1	8-9

412/V

GR10q	2A-250V	T110

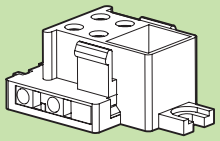

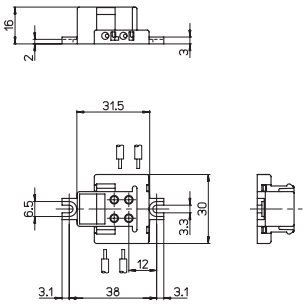

PORTALAMPADE IP20
— Corpo in PBT
— Contatti in bronzo fosforoso

IP20 LAMPHOLDER
— PBT body
— Phosphor bronze contacts

mm²	0,5-1	8-9

412/AU 412/BU

GR10q	2A-250V	T110

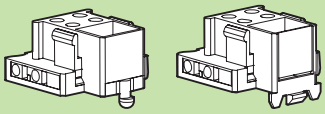

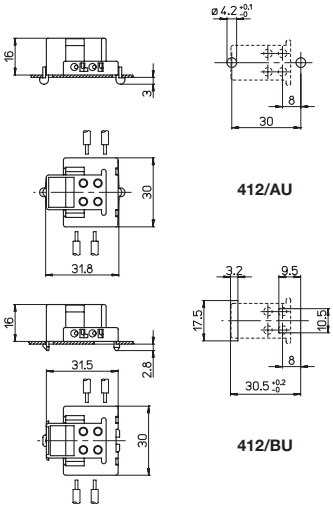

PORTALAMPADE IP20
— Corpo in PBT
— Contatti in bronzo fosforoso

IP20 LAMPHOLDERS
— PBT body
— Phosphor bronze contacts

mm²	0,6-1	0,5-1	8-9

413/V

GR10q	2A-250V	T110

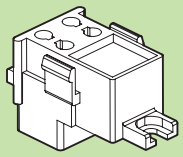

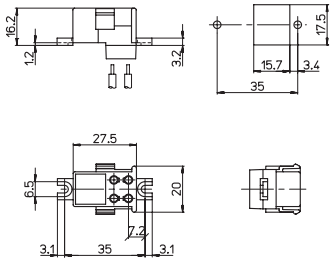

PORTALAMPADE IP20
— Corpo in policarbonato
— Contatti in bronzo fosforoso

IP20 LAMPHOLDER
— Polycarbonate body
— Phosphor bronze contacts

mm²	
0,5-1	8-9

413/AU 413/BU

GR10q	2A-250V	T110

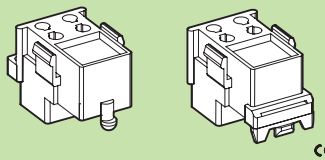

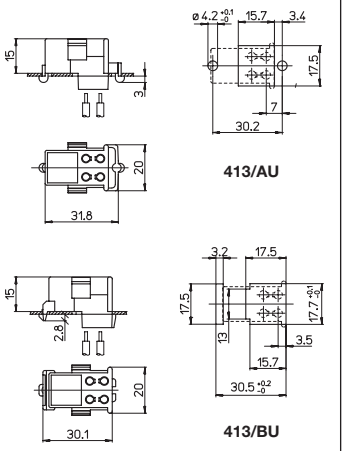

PORTALAMPADE IP20
— Corpo in policarbonato
— Contatti in bronzo fosforoso

IP20 LAMPHOLDERS
— Polycarbonate body
— Phosphor bronze contacts

mm²		
0,6-1	0,5-1	8-9

413/V-T

GR10q	2A-250V	T110

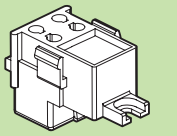

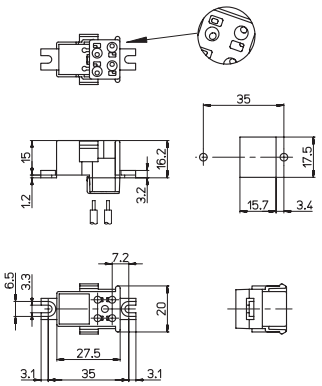

PORTALAMPADE IP20
...-T= con fori di guida per facilitare l'inserimento dei cavetti nei serrafilo

IP20 LAMPHOLDER
...-T= with guidance holes to make the insertion of the wires into terminals easier

mm²	
0,5-1	10-11

413/AU-T 413/BU-T

GR10q	2A-250V	T110

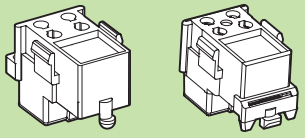

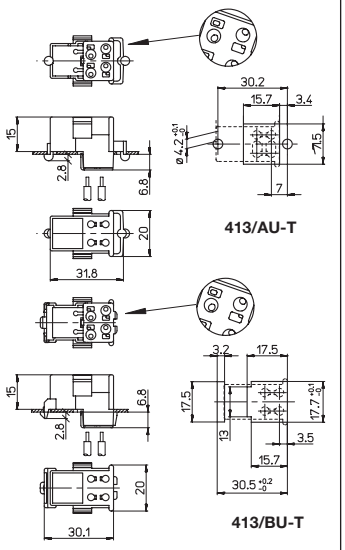

PORTALAMPADE IP20
...-T= con fori di guida per facilitare l'inserimento dei cavetti nei serrafilo

IP20 LAMPHOLDERS
...-T= with guidance holes to make the insertion of the wires into terminals easier

mm²		
0,6-1	0,5-1	10-11

412-Y/V

GRY10q-3	2A-250V	T140

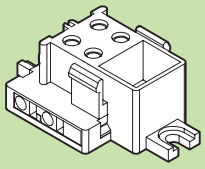

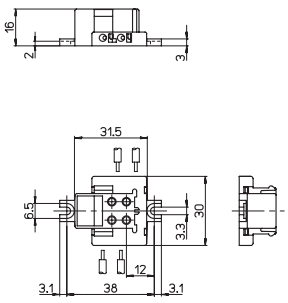

PORTALAMPADE IP20
— Corpo in PBT
— Contatti in bronzo fosforoso

IP20 LAMPHOLDER
— PBT body
— Phosphor bronze contacts

mm²	
0,5-1	8-9

412-Y/AU 412-Y/BU

GRY10q-3	2A-250V	T140

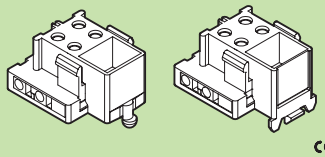

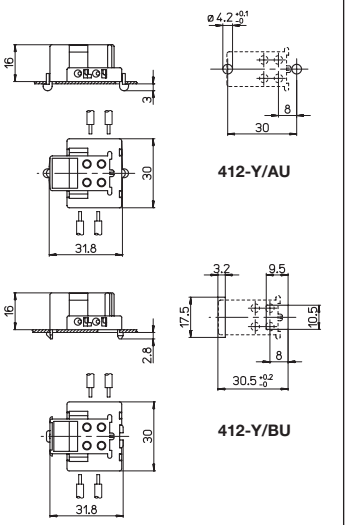

PORTALAMPADE IP20
— Corpo in PBT
— Contatti in bronzo fosforoso

IP20 LAMPHOLDERS
— PBT body
— Phosphor bronze contacts

mm²		
0,6-1	0,5-1	8-9

⚠ Significato dei simboli sulla copertina

AAG STUCCHI
Essential for lighting

414/V

GRY10q-3	2A-250V	T140

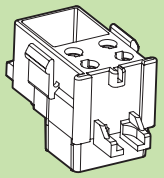

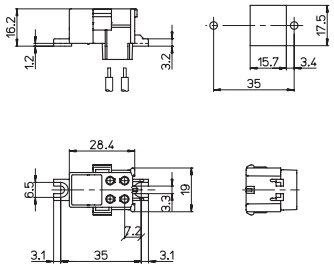

PORTALAMPADE IP20
— Corpo in PBT
— Contatti in bronzo fosforoso

IP20 LAMPHOLDER
— PBT body
— Phosphor bronze contacts

	mm²	
	0,5-1	8-9

414/AU 414/BU

GRY10q-3	2A-250V	T140

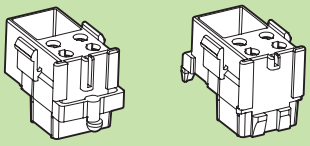

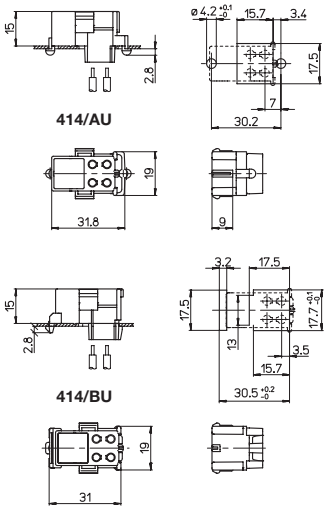

PORTALAMPADE IP20
— Corpo in PBT
— Contatti in bronzo fosforoso

IP20 LAMPHOLDERS
— PBT body
— Phosphor bronze contacts

	mm²		
	0,6-1	0,5-1	8-9

415/V

GRZ10d	2A-250V	T140

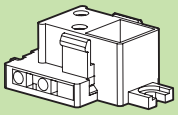

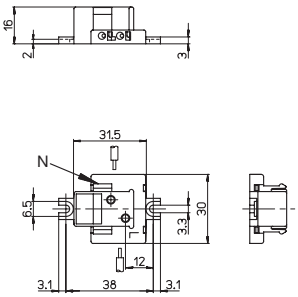

PORTALAMPADE IP20
— Corpo in PBT
— Contatti in bronzo fosforoso

IP20 LAMPHOLDER
— PBT body
— Phosphor bronze contacts

	mm²	
	0,5-1	8-9

415/AU 415/BU

GRZ10d	2A-250V	T140

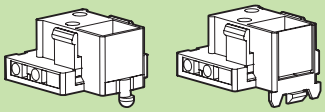

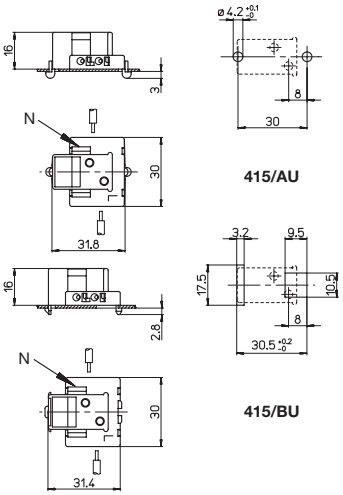

PORTALAMPADE IP20
— Corpo in PBT
— Contatti in bronzo fosforoso

IP20 LAMPHOLDERS
— PBT body
— Phosphor bronze contacts

	mm²		
	0,6-1	0,5-1	8-9

416/V

GRZ10t	2A-250V	T140

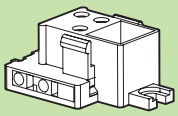

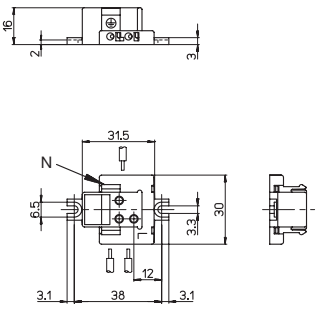

PORTALAMPADE IP20
— Corpo in PBT
— Contatti in bronzo fosforoso

IP20 LAMPHOLDER
— PBT body
— Phosphor bronze contacts

	mm²	
	0,5-1	8-9

416/AU 416/BU

GRZ10t	2A-250V	T140

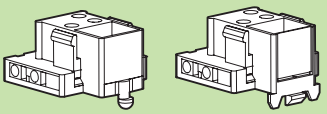

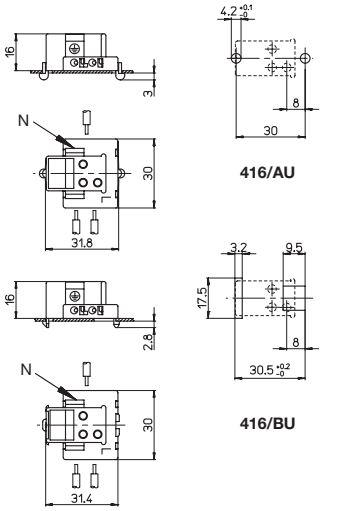

PORTALAMPADE IP20
— Corpo in PBT
— Contatti in bronzo fosforoso

IP20 LAMPHOLDERS
— PBT body
— Phosphor bronze contacts

	mm²		
	0,6-1	0,5-1	8-9

480-1/5,8
480-1/9,8

GX53-1	2A-250V	T110

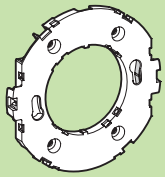

PORTALAMPADE IP20
— Corpo in policarbonato
— Contatti in bronzo fosforoso

IP20 LAMPHOLDERS
— Polycarbonate body
— Phosphor bronze contacts

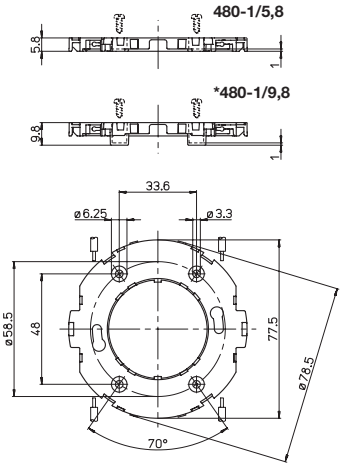

mm²	mm²						
0,5-1	ø1,8 max	8-9	S-480/3	S-480/4	S-480-CB/2	*...CB-9,8/2

480-1/5,8-CM
480-1/9,8-CM

GX53-1	2A-250V	T110

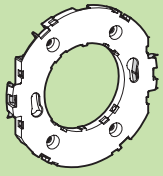

PORTALAMPADE IP20
con molle laterali per fissaggio in pannelli
— Corpo in policarbonato
— Contatti in bronzo fosforoso

IP20 LAMPHOLDERS
with side springs for fixing into panels
— Polycarbonate body
— Phosphor bronze contacts

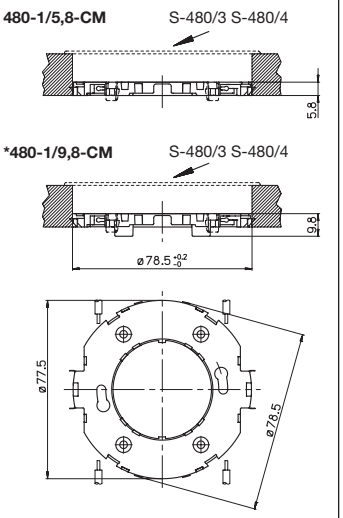

mm²	mm²						
0,5-1	ø1,8 max	8-9	S-480/3	S-480/4	S-480-CB/2	*...CB-9,8/2

S-480/3 S-480/4

DISTANZIATORI
— Corpo in policarbonato

SPACING COLLARS
— Polycarbonate body

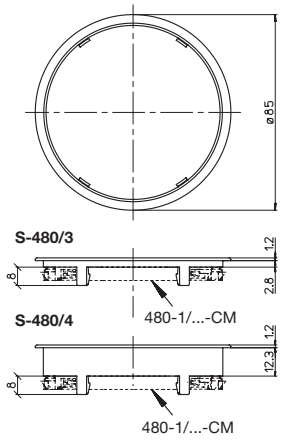

Per/For: 480-1/...-CM

S-480-CB/2

COPERTINA COPRICAVO
in policarbonato

CABLE COVER
in polycarbonate

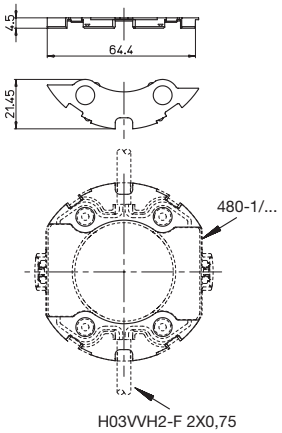

Per/For: 480-1/...

S-480-CB-9,8/2

COPERTINA BLOCCACAVO
in policarbonato

CABLE LOCK COVER
in polycarbonate

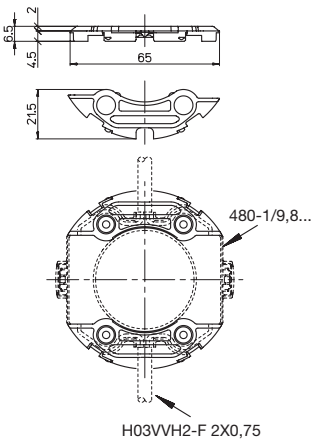

Per/For: 480-1/9,8...

EN 60400
IEC 60400

2G7
2GX7
2G10
2G11

A.A.G. STUCCHI

10

PORTALAMPADE PER LAMPADE FLUORESCENTI COMPATTE SENZA/CON PORTASTARTER

LAMPHOLDERS FOR COMPACT FLUORESCENT LAMPS WITHOUT/WITH STARTERHOLDER

Watt	L mm.(max)
5	85
7	115
9	145
11	215

Watt	L mm.(max)
13	130

Watt	L mm.(max)
18	122
24	165
36	217

Watt	L mm.(max)
18	225
24	320
36	415
40	535
55	535
80	565

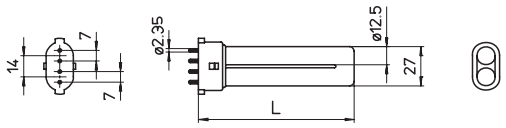

2G7 (TC-SEL)

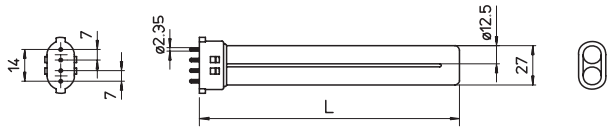

2GX7 (TC-SEL)

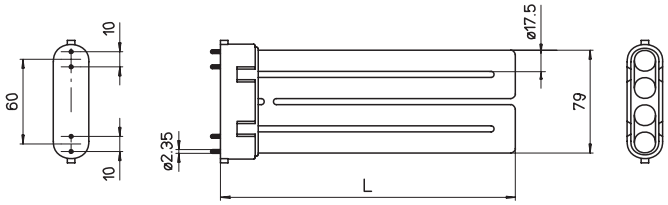

2G10 (TC-F)

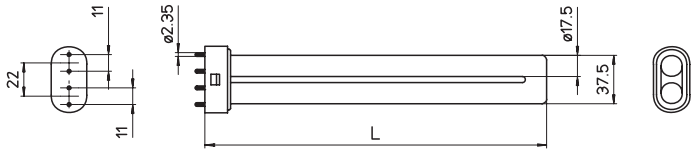

2G11 (TC-L)

TEMPERATURA "T..." ASSEGNATA AI PORTALAMPADE

Nella scelta dei portalampade per la realizzazione degli apparecchi di illuminazione non si deve sottovalutare la temperatura sviluppata dalle diverse fonti di calore, quali la lampada, l'alimentatore e la corrente che lo attraversa. Per cui è indispensabile assicurarsi che:

1 L'apparecchio sia in grado di smaltire il calore in esso contenuto.
2 La temperatura massima raggiunta nell'apparecchio non superi mai la "**T...**" assegnata ai suoi componenti perché potrebbe essere causa di pericolo e di danni.
3 I portalampade senza una "**T...**" assegnata (par. 17.1 "test A" delle norme EN/IEC 60400) possono funzionare ad una temperatura massima di 80 °C.

GANCI

Per alcuni tipi di lampade fluorescenti compatte monoattacco, a causa della loro lunghezza, può essere necessario l'utilizzo di un gancio di supporto della lampada. In particolare per le 2G11 questo gancio serve anche per salvaguardare la non intercambiabilità tra le lampade per cui deve essere posizionato ad una distanza dal piano di riferimento della lampada stabilita dai relativi fogli di normalizzazione contenuti nelle norme EN/IEC 60901.

DISPOSITIVI FERMALAMPADA

Se i portalampade vengono utilizzati in apparecchi di illuminazione installati in luoghi in cui vi è una presenza di vibrazioni e colpi, è consigliato l'utilizzo di dispositivi fermalampade che provvedono a bloccare il movimento della molla del portalampade impedendo la fuoriuscita della lampada.

PORTALAMPADE BASCULANTI

L'utilizzo di un portalampade basculante con il relativo supporto è consigliato per facilitare il cambio della lampada negli apparecchi d'illuminazione dove lo spazio a disposizione non è sufficiente per l'inserzione o l'estrazione orizzontale della lampada o per evitarne la rottura.

CATEGORIA DI SOVRATENSIONE

I portalampade per lampade fluorescenti (EN/IEC 60400) sono conformi alle distanze in aria e superficiali richieste per la categoria di sovratensione II (norme EN/IEC 60664-1).

COLLAUDO FINALE DEGLI APPARECCHI D'ILLUMINAZIONE

La scelta dei componenti e il loro corretto montaggio compete al costruttore dell'apparecchio d'illuminazione che deve anche provvedere al suo collaudo finale per verificarne il buon funzionamento.

"T..." TEMPERATURE RATING OF LAMPHOLDERS

When choosing the lampholders to assemble a luminaire it is important not to underestimate the temperature developed by the lamp, the ballast and its associated current.
It is essential to make sure that:

1 The luminaire is able to dissipate the heat it produces.
2 The maximum temperature reached in the luminaire never exceeds the "**T...**" relative to its components because it can be dangerous and can cause damages.
3 The lampholders without a relative "**T...**" (par. 17.1 "test A" of the EN/IEC 60400 standards) can work up to a maximum temperature of 80 °C.

CLIPS

For some fluorescent lamps with single cap it could be necessary to use an additional lamp support clip, because of their length.
With some compact fluorescent lamps with single cap (2G11) this support clip is important also to save the lamps non interchangeability and because of this it has to be placed at a certain distance from the lamp reference plane as stated in the EN/IEC 60901 standardisation sheet.

LAMP LOCKING DEVICES

The use of lamp locking devices is suggested when lampholders are in luminaires likely to be subjected to vibrations or shocks. These devices hold the lampholders spring in position thus preventing the lamps from coming out.

SWIVELLING LAMPHOLDERS

The use of swivelling lampholders and of their associated brackets is suggested to make the lamp change easier in the luminaires where the space is not sufficient to allow for horizontal insertion or removal of the lamp or to avoid it the risk of breakages.

IMPULSE WITHSTAND CATEGORY

Lampholders for fluorescent lamps (EN/IEC 60400) are in accordance with the prescribed creepage distances and clearances for the impulse withstand category II (EN/IEC 60664-1 standards).

LUMINAIRES FINAL TEST

The luminaire manufacturer is responsible for the choice and the correct mounting of the components and he must also carry out a final test on the luminaire to verify its correct operation.

AAG STUCCHI Essential for lighting

451/V

2G7	2A-250V	T140

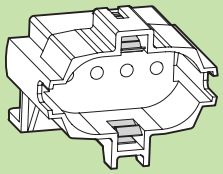

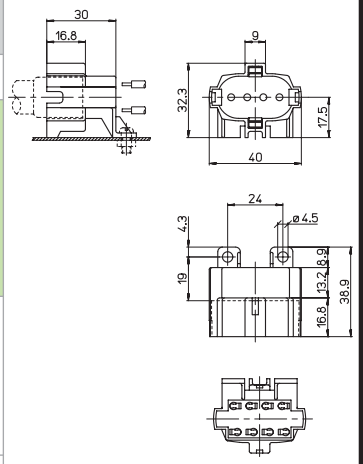

PORTALAMPADE IP20
— Corpo in PBT
— Contatti in bronzo fosforoso

IP20 LAMPHOLDER
— PBT body
— Phosphor bronze contacts

(660W-600V)

451/FA

2G7	2A-250V	T140

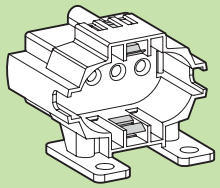

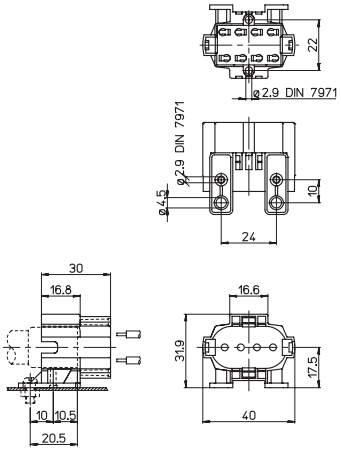

PORTALAMPADE IP20
— Corpo in PBT
— Contatti in bronzo fosforoso

IP20 LAMPHOLDER
— PBT body
— Phosphor bronze contacts

(660W-600V)

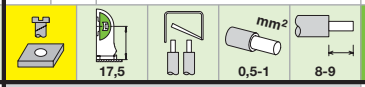

130/V 130/A

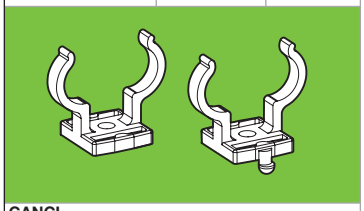

GANCI
in policarbonato trasparente stabilizzato agli UV

CLIPS
in UV resistant transparent polycarbonate

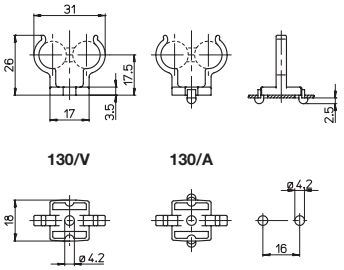

Per/For: 451/... 456/...

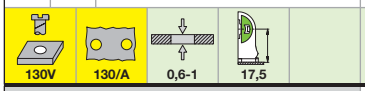

451/L 451/LD

2G7	2A-250V	T140

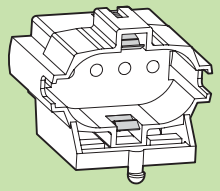

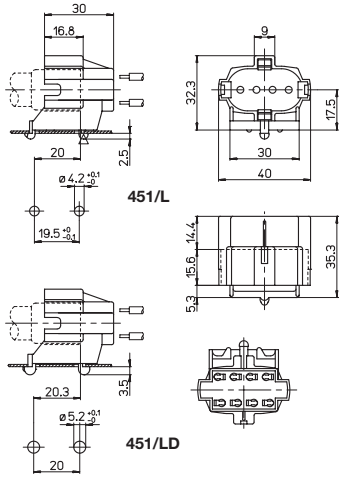

PORTALAMPADE IP20
— Corpo in PBT
— Contatti in bronzo fosforoso

IP20 LAMPHOLDERS
— PBT body
— Phosphor bronze contacts

(660W-600V)

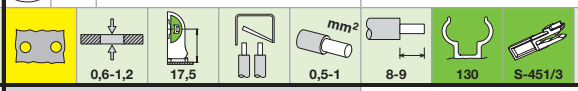

451/BU

2G7	2A-250V	T140

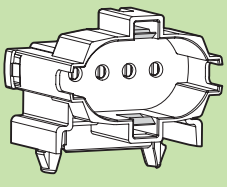

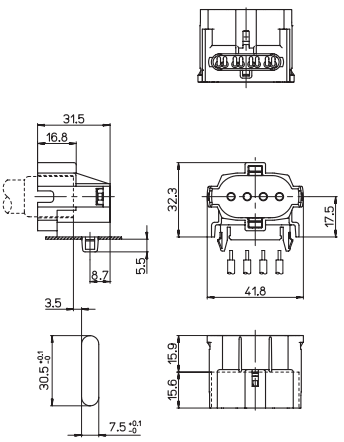

PORTALAMPADE IP20
— Corpo in PBT
— Contatti in bronzo fosforoso

IP20 LAMPHOLDER
— PBT body
— Phosphor bronze contacts

(660W-600V)

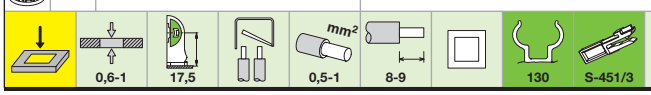

451/LR

2G7	2A-250V	T140



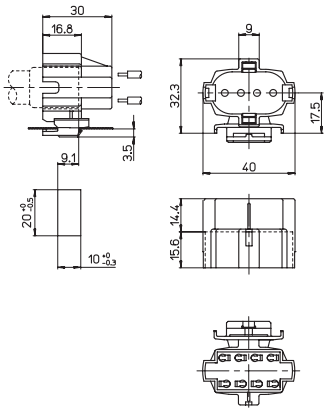

PORTALAMPADE IP20
— Corpo in PBT
— Contatti in bronzo fosforoso

IP20 LAMPHOLDER
— PBT body
— Phosphor bronze contacts

(660W-600V)

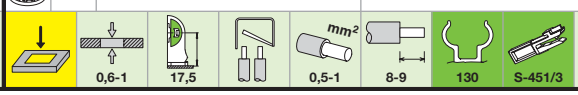

451/VI

2G7	2A-250V	T140

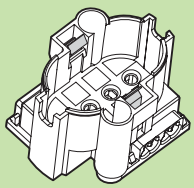

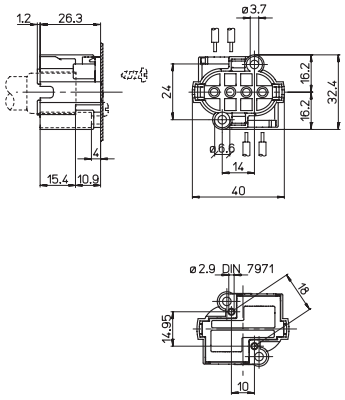

PORTALAMPADE IP20
— Corpo in PBT
— Contatti in bronzo fosforoso

IP20 LAMPHOLDER
— PBT body
— Phosphor bronze contacts

(660W-600V)

			mm² 0,5-1	8-9

451/B

2G7	2A-250V	T140

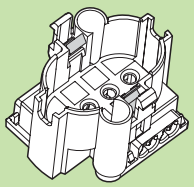

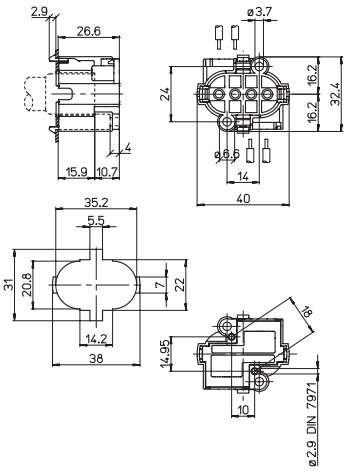

PORTALAMPADE IP20
— Corpo in PBT
— Contatti in bronzo fosforoso

IP20 LAMPHOLDER
— PBT body
— Phosphor bronze contacts

(660W-600V)

	0,6-1		mm² 0,5-1	8-9

131/V 131/A

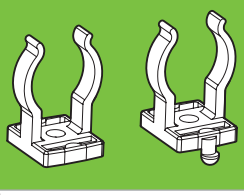

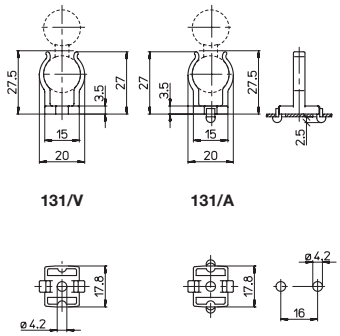

GANCI
in policarbonato trasparente stabilizzato agli UV

CLIPS
in UV resistant transparent polycarbonate

Per/For: 442/...

131/V	131/A	0,6-1,2	17,5	

132/V 132/A

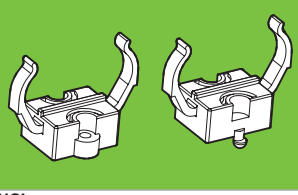

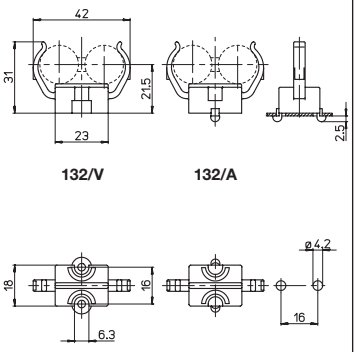

GANCI
in policarbonato trasparente stabilizzato agli UV

CLIPS
in UV resistant transparent polycarbonate

Per/For: 441/...

132/V	132/A	0,6-1	21,5	S-1132/2

456/FA

2GX7	2A-250V	T140

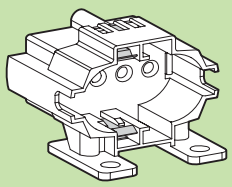

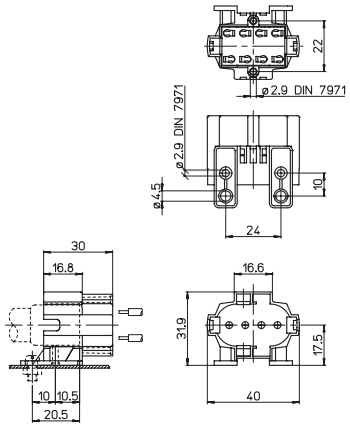

PORTALAMPADE IP20
— Corpo in PBT
— Contatti in bronzo fosforoso

IP20 LAMPHOLDER
— PBT body
— Phosphor bronze contacts

(660W-600V)

	17,5		mm² 0,5-1	8-9	130 S-451/3

S-451/3

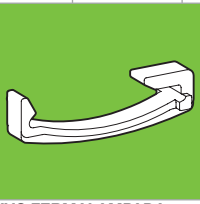

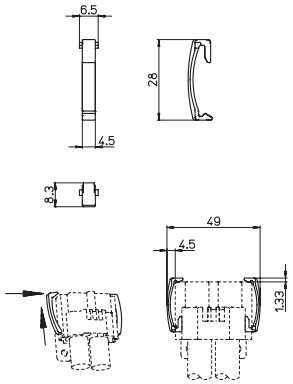

DISPOSITIVO FERMALAMPADA
in PBT

LAMP LOCKING DEVICE
in PBT

Per/For: 451/V 451/L 451/LD 451/LR 451/FA 451/BU 456/FA

461/V-3

2G10	2A-250V	T140

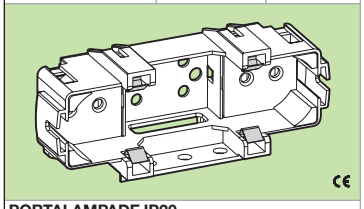

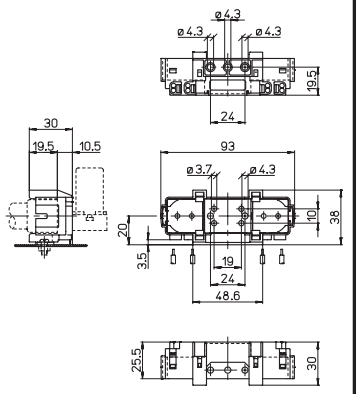

PORTALAMPADE IP20
— Corpo in PBT
— Contatti in bronzo fosforoso

IP20 LAMPHOLDER
— PBT body
— Phosphor bronze contacts

(75W-600V)

20	mm² 0,5-1	8-9	128	120

461/V-3/16

2G10	2A-250V	T140

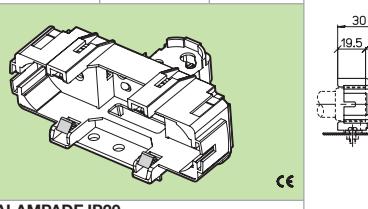

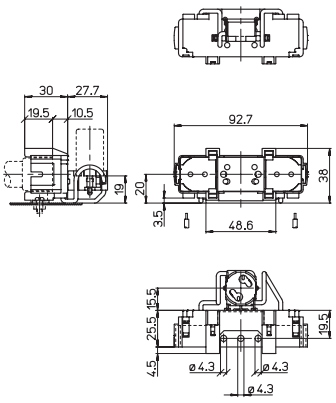

PORTALAMPADE IP20
con portastarter 16/AL sul retro

IP20 LAMPHOLDER
with 16/AL back starterholder

20	mm² 0,5-1	8-9	128	120

461/L-3

2G10	2A-250V	T140

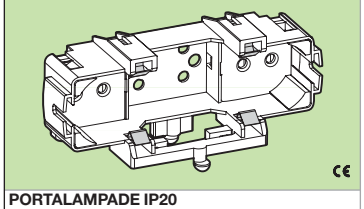

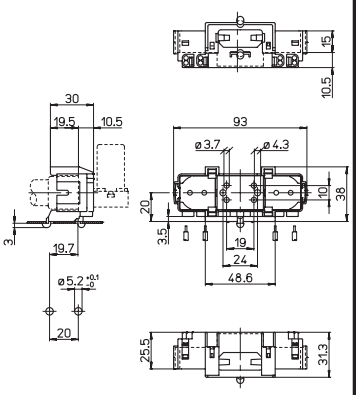

PORTALAMPADE IP20
— Corpo in PBT
— Contatti in bronzo fosforoso

IP20 LAMPHOLDER
— PBT body
— Phosphor bronze contacts

(75W-600V)

0,6-1,2	20	mm² 0,5-1	8-9	128	120

461/L-3/16

2G10	2A-250V	T140

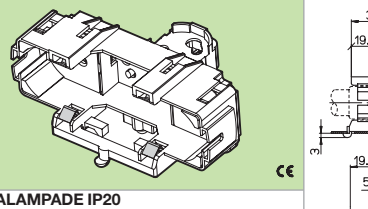

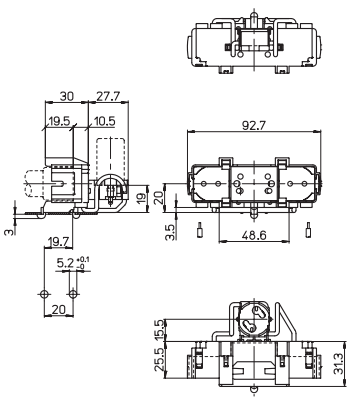

PORTALAMPADE IP20
con portastarter 16/AL sul retro

IP20 LAMPHOLDER
with 16/AL back starterholder

0,6-1,2	20	mm² 0,5-1	8-9	128	120

120

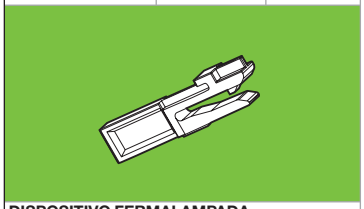

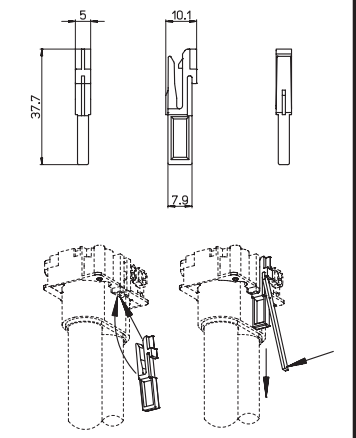

DISPOSITIVO FERMALAMPADA
in PBT

LAMP LOCKING DEVICE
in PBT

Per/For: 441/... 442/... 443/... 461/...

128/V 128/A

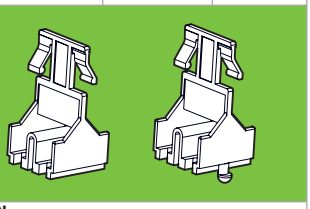

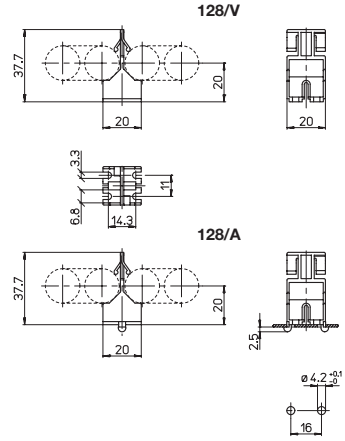

GANCI
in policarbonato trasparente stabilizzato agli UV

CLIPS
in UV resistant transparent polycarbonate

Per/For: 461/...

128/V	128/A	0,6-1,2	20

441/V

2G11	2A-500V	T140

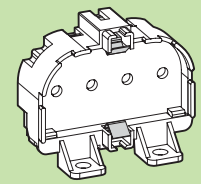

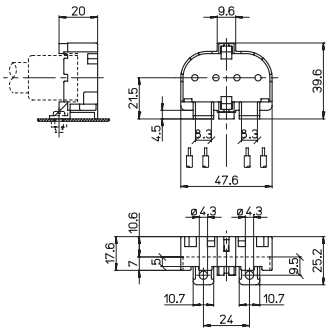

PORTALAMPADE IP20
— Corpo in PBT
— Contatti in bronzo fosforoso

IP20 LAMPHOLDER
— PBT body
— Phosphor bronze contacts

(660W-600V)

21,5	mm² 0,5-1	8-9	132 1132	1128	120

441/V/16

2G11	2A-250V	T140

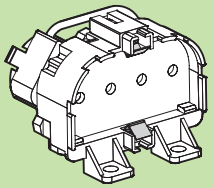

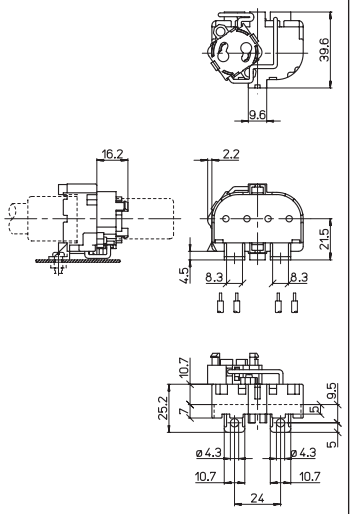

PORTALAMPADE IP20
con portastarter 16/V sul retro

IP20 LAMPHOLDER
with 16/V back starterholder

(660W-600V)

21,5	mm² 0,5-1	8-9	132 1132	1128	120

442/V

2G11	2A-250V	T140

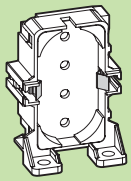

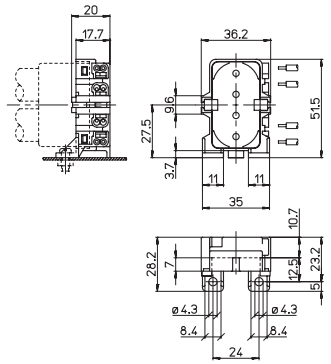

PORTALAMPADE IP20
— Corpo in PBT
— Contatti in bronzo fosforoso

IP20 LAMPHOLDER
— PBT body
— Phosphor bronze contacts

(660W-600V)

27,5	mm² 0,5-1	8-9	131	120

443/VA

2G11	2A-250V	T140

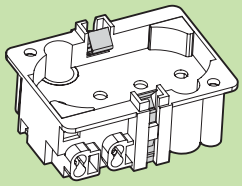

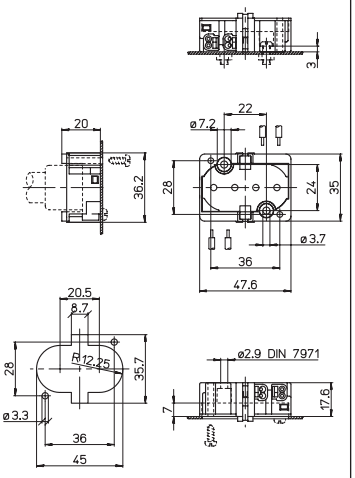

PORTALAMPADE IP20
— Corpo in PBT
— Contatti in bronzo fosforoso

IP20 LAMPHOLDER
— PBT body
— Phosphor bronze contacts

(660W-600V)

mm² 0,5-1	8-9	120

444/VA 444/VAZ

2G11	2A-250V	T140



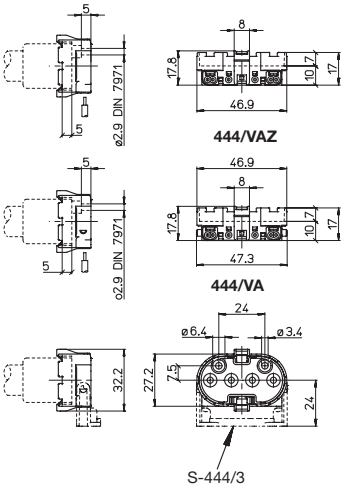

PORTALAMPADE IP20
— Corpo in PBT
— Contatti in bronzo fosforoso
444/VA= basculante con supporto art. S-444/3

IP20 LAMPHOLDERS
— PBT body
— Phosphor bronze contacts
444/VA= swivelling with bracket art. S-444/3

(660W-600V)

444/VA con/with: S-444/3

mm² 0,5-1	8-9	132 1132	S-444/4

S-444/3

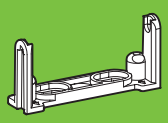

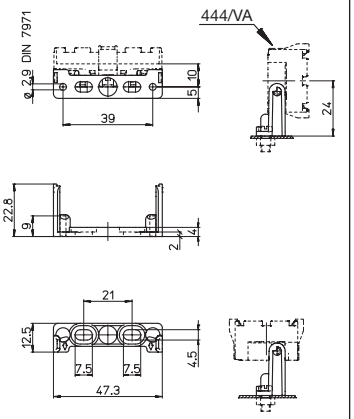

SUPPORTO
in policarbonato
— Per portalampade basculante 444/VA

BRACKET
in polycarbonate
— For swivelling lampholder 444/VA

Con/With: 444/VA

Significato dei simboli sulla copertina

AAG STUCCHI Essential for lighting

441/AU

2G11	2A-500V	T140

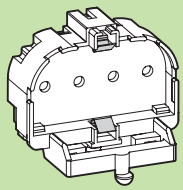

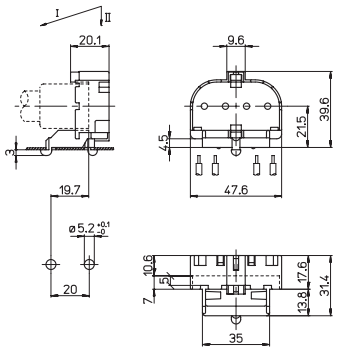

PORTALAMPADE IP20
— Corpo in PBT
— Contatti in bronzo fosforoso

IP20 LAMPHOLDER
— PBT body
— Phosphor bronze contacts

(660W-600V)

0,6-1,2	21,5		0,5-1 mm²	8-9	132 1132	1128	120

441/AU/16

2G11	2A-250V	T140

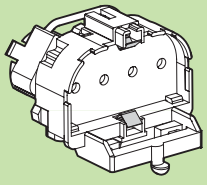

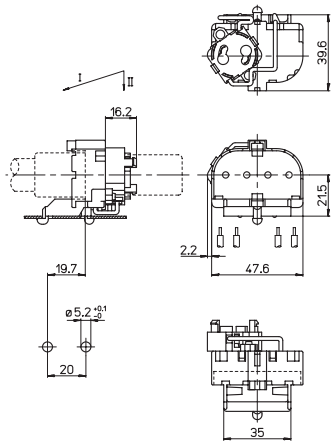

PORTALAMPADE IP20
con portastarter 16/V sul retro

IP20 LAMPHOLDER
with 16/V back starterholder

0,6-1,2	21,5		0,5-1 mm²	8-9	132 1132	1128	120

441/BU

2G11	2A-250V	T140



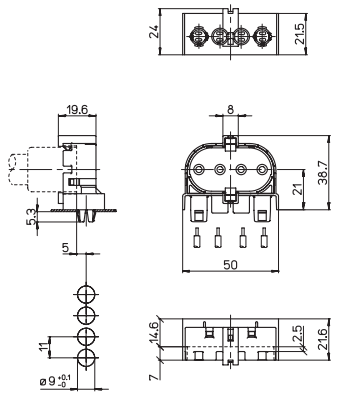

PORTALAMPADE IP20
— Corpo in PBT
— Contatti in bronzo fosforoso

IP20 LAMPHOLDER
— PBT body
— Phosphor bronze contacts

(660W-600V)

0,6-1	21		0,5-1 mm²	8-9		132 1132	1128	120

442/AU

2G11	2A-250V	T140

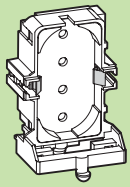

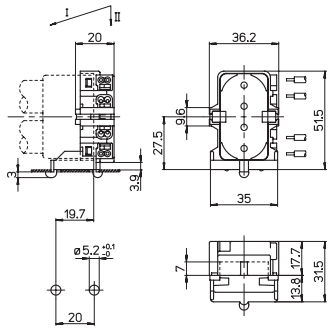

PORTALAMPADE IP20
— Corpo in PBT
— Contatti in bronzo fosforoso

IP20 LAMPHOLDER
— PBT body
— Phosphor bronze contacts

(660W-600V)

0,6-1,2	27,5		0,5-1 mm²	8-9	131	120

443/AU

2G11	2A-250V	T140

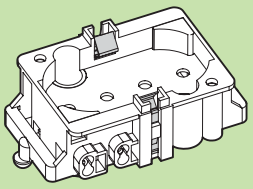

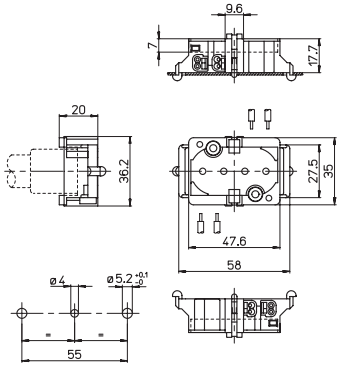

PORTALAMPADE IP20
— Corpo in PBT
— Contatti in bronzo fosforoso

IP20 LAMPHOLDER
— PBT body
— Phosphor bronze contacts

(660W-600V)

0,6-1,2		0,5-1 mm²	8-9	120

444/AU

2G11	2A-250V	T140

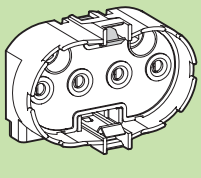

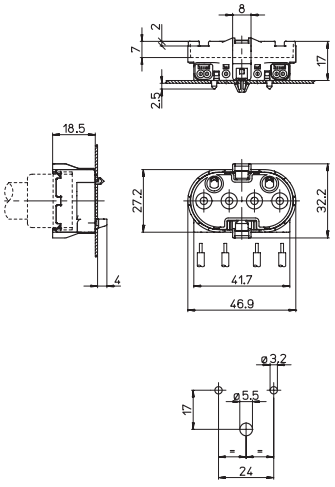

PORTALAMPADE IP20
— Corpo in PBT
— Contatti in bronzo fosforoso

IP20 LAMPHOLDER
— PBT body
— Phosphor bronze contacts

0,6-1		0,5-1 mm²	8-9	S-444/4

S-444/4

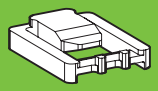

DISPOSITIVO FERMALAMPADA
in PBT

LAMP LOCKING DEVICE
in PBT

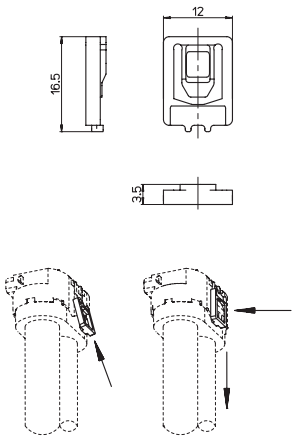

Per/For: 444/...

441/LR

2G11	2A-500V	T140

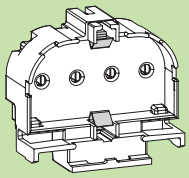

PORTALAMPADE IP20
— Corpo in PBT
— Contatti in bronzo fosforoso

IP20 LAMPHOLDER
— PBT body
— Phosphor bronze contacts

(660W-600V)

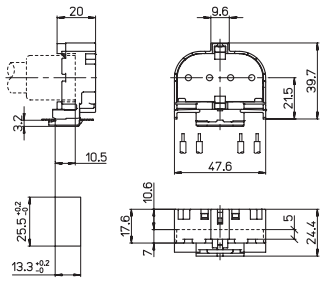

0,6-1	21,5		mm² 0,5-1	8-9	132 1132	1128	120

1128/A

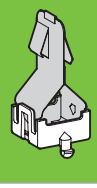

GANCIO
in acciaio inox
— Base in policarbonato

CLIP
in stainless steel
— Polycarbonate base

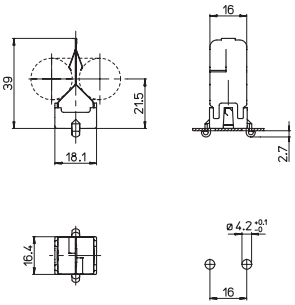

Per/For: 441/...

0,6-1	21,5

1128/R 1128/T

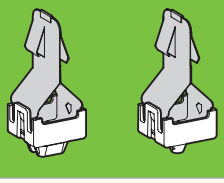

GANCI
in acciaio inox
— Base in policarbonato

CLIPS
in stainless steel
— Polycarbonate base

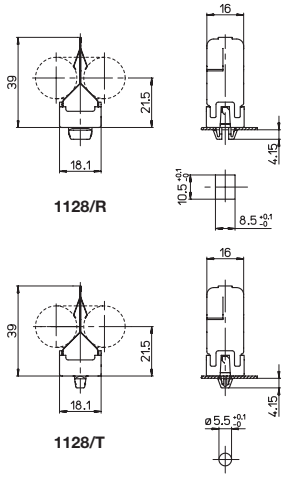

Per/For: 441/...

0,6-1	21,5

442/LR

2G11	2A-250V	T140

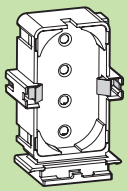

PORTALAMPADE IP20
— Corpo in PBT
— Contatti in bronzo fosforoso

IP20 LAMPHOLDER
— PBT body
— Phosphor bronze contacts

(660W-600V)

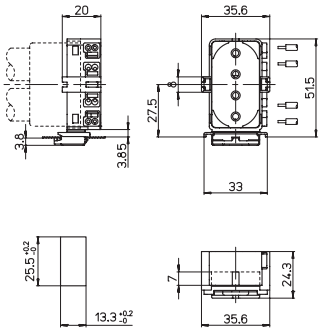

0,6-1,2	27,5		mm² 0,5-1	8-9	131	120

443/A

2G11	2A-250V	T140

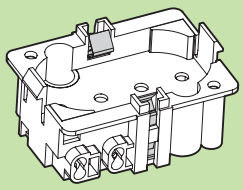

PORTALAMPADE IP20
— Corpo in PBT
— Contatti in bronzo fosforoso

IP20 LAMPHOLDER
— PBT body
— Phosphor bronze contacts

(660W-600V)

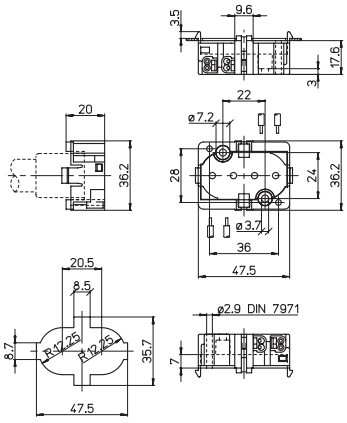

0,6-1,2		mm² 0,5-1	8-9	120

Significato dei simboli sulla copertina

AAG STUCCHI Essential for lighting

1132/21,5
1132/24

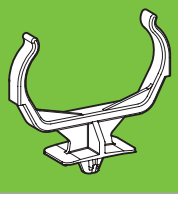

GANCIO
in policarbonato trasparente stabilizzato agli UV

CLIPS
in UV resistant transparent polycarbonate

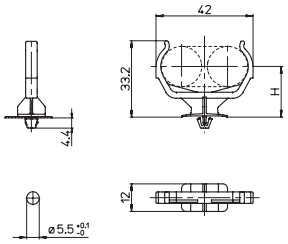

1132/21,5	H= 21,5 mm
1132/24	H= 24 mm

Per/For: 441/...

0,6-1,2 | H | S-1132/2

S-1132/2

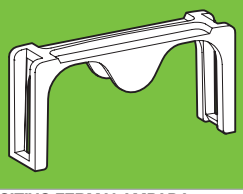

DISPOSITIVO FERMALAMPADA
in policarbonato trasparente stabilizzato agli UV

LAMP LOCKING DEVICE
in UV resistant transparent polycarbonate

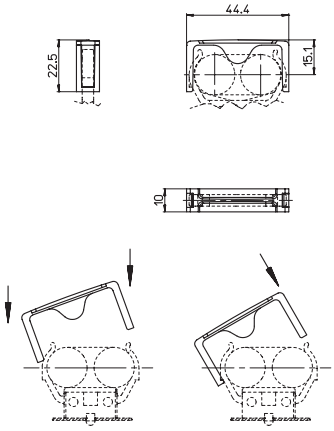

Per/For: 132/... 1132/...

EN 60400
IEC 60400

GX23
G32q-1
G23
G23-2

A.A.G. STUCCHI

11



PORTALAMPADE PER LAMPADE FLUORESCENTI COMPATTE

LAMPHOLDERS FOR COMPACT FLUORESCENT LAMPS

Watt	L mm.(max)
13	193

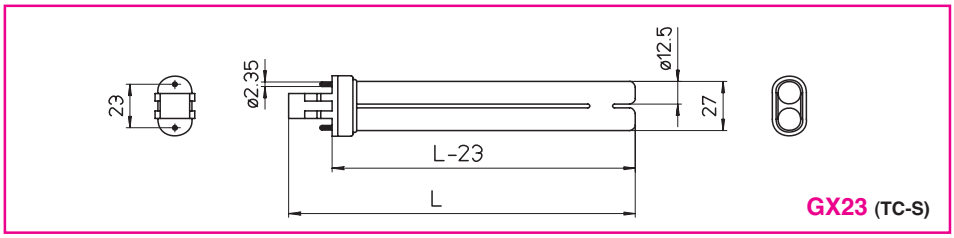

GX23 (TC-S)

Watt	L mm.(max)	
18	251	...d-1 ...q-1
24	362	...d-2 ...q-2
36	443	...d-3 ...q-3

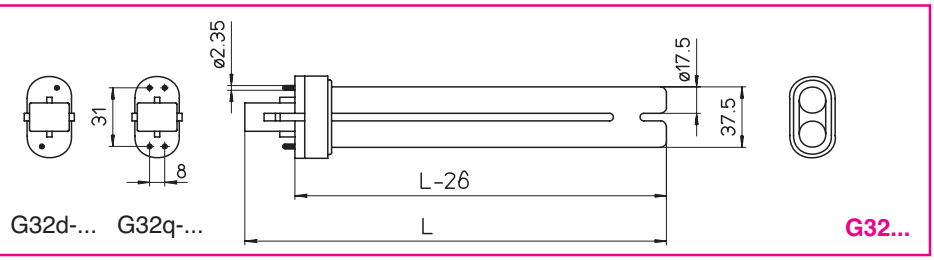

G32...

Watt	L mm.(max)
5	108
7	138
9	168
11	238

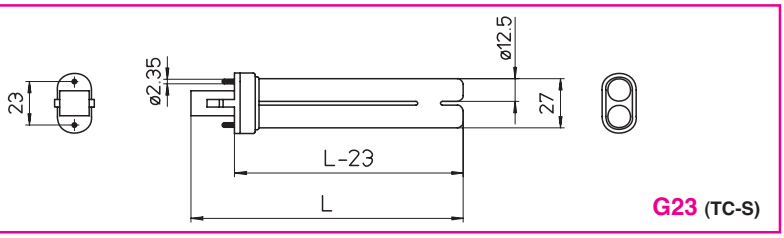

G23 (TC-S)

Watt	L mm.(max)
9	111

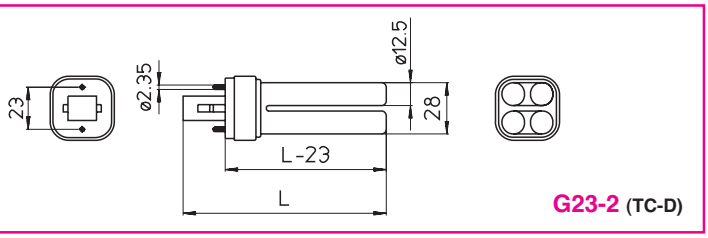

G23-2 (TC-D)

TEMPERATURA "T..." ASSEGNATA AI PORTALAMPADE

Nella scelta dei portalampade per la realizzazione degli apparecchi di illuminazione non si deve sottovalutare la temperatura sviluppata dalle diverse fonti di calore, quali la lampada, l'alimentatore e la corrente che lo attraversa. Per cui è indispensabile assicurarsi che:

1 L'apparecchio sia in grado di smaltire il calore in esso contenuto.
2 La temperatura massima raggiunta nell'apparecchio non superi mai la "**T...**" assegnata ai suoi componenti perché potrebbe essere causa di pericolo e di danni.
3 I portalampade senza una "**T...**" assegnata (par. 17.1 "test A" delle norme EN/IEC 60400) possono funzionare ad una temperatura massima di 80 °C.

GANCI

Per alcuni tipi di lampade fluorescenti compatte monoattacco, a causa della loro lunghezza, può essere necessario l'utilizzo di un gancio di supporto della lampada.

CATEGORIA DI SOVRATENSIONE

I portalampade per lampade fluorescenti (EN/IEC 60400) sono conformi alle distanze in aria e superficiali richieste per la categoria di sovratensione II (norme EN/IEC 60664-1).

COLLAUDO FINALE DEGLI APPARECCHI D'ILLUMINAZIONE

La scelta dei componenti e il loro corretto montaggio compete al costruttore dell'apparecchio d'illuminazione che deve anche provvedere al suo collaudo finale per verificarne il buon funzionamento.

"T..." TEMPERATURE RATING OF LAMPHOLDERS

When choosing the lampholders to assemble a luminaire it is important not to underestimate the temperature developed by the lamp, the ballast and its associated current.
It is essential to make sure that:

1 The luminaire is able to dissipate the heat it produces.
2 The maximum temperature reached in the luminaire never exceeds the "**T...**" relative to its components because it can be dangerous and can cause damages.
3 The lampholders without a relative "**T...**" (par. 17.1 "test A" of the EN/IEC 60400 standards) can work up to a maximum temperature of 80 °C.

CLIPS

For some fluorescent lamps with single cap it could be necessary to use an additional lamp support clip, because of their length.

IMPULSE WITHSTAND CATEGORY

Lampholders for fluorescent lamps (EN/IEC 60400) are in accordance with the prescribed creepage distances and clearances for the impulse withstand category II (EN/IEC 60664-1 standards).

LUMINAIRES FINAL TEST

The luminaire manufacturer is responsible for the choice and the correct mounting of the components and he must also carry out a final test on the luminaire to verify its correct operation.

AAG STUCCHI Essential for lighting

A.A.G. STUCCHI

11a

406/V

GX23	2A-250V	T140



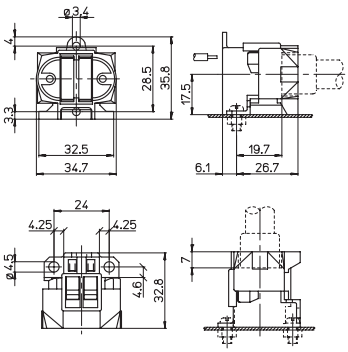

PORTALAMPADE IP20
— Corpo in PBT
— Contatti in bronzo fosforoso

IP20 LAMPHOLDER
— PBT body
— Phosphor bronze contacts

(75W-600V)

17,5	mm² 0,5-1	8-9	130

406/VL

GX23	2A-250V	T140

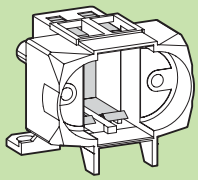

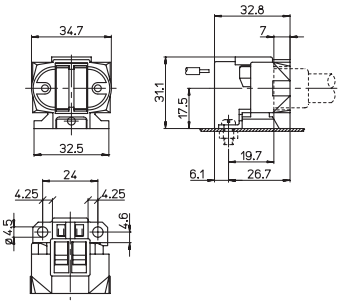

PORTALAMPADE IP20
— Corpo in PBT
— Contatti in bronzo fosforoso

IP20 LAMPHOLDER
— PBT body
— Phosphor bronze contacts

(75W-600V)

17,5	mm² 0,5-1	8-9	130

431/V-q1

G32q-1	2A-250V	T140

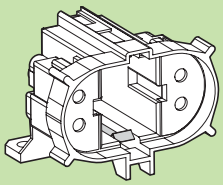

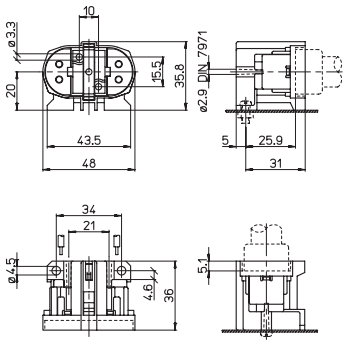

PORTALAMPADE IP20
— Corpo in PBT
— Contatti in bronzo fosforoso

IP20 LAMPHOLDER
— PBT body
— Phosphor bronze contacts

20	mm² 0,5-1	8-9	133

431/L-q1

G32q-1	2A-250V	T140

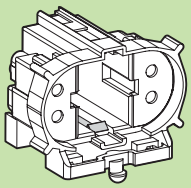

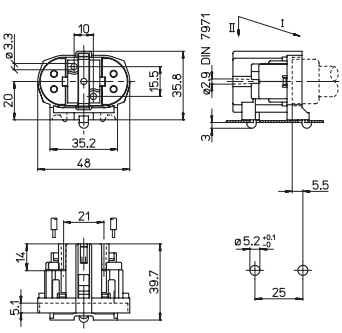

PORTALAMPADE IP20
— Corpo in PBT
— Contatti in bronzo fosforoso

IP20 LAMPHOLDER
— PBT body
— Phosphor bronze contacts

0,6-1,2	20	mm² 0,5-1	8-9	133

133/V 133/A

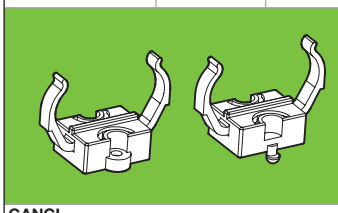

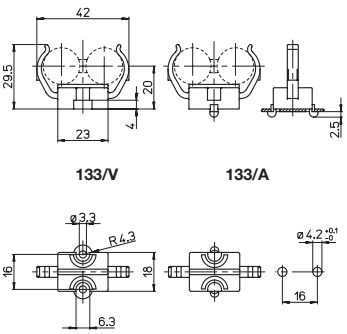

GANCI
in policarbonato trasparente stabilizzato agli UV

CLIPS
in UV resistant transparent polycarbonate

Per/For: 431/...

133/V	133/A	0,6-1	20	S-1132/2

S-1132/2

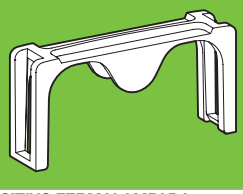

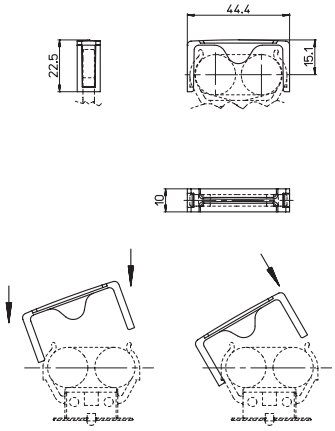

DISPOSITIVO FERMALAMPADA
in policarbonato trasparente stabilizzato agli UV

LAMP LOCKING DEVICE
in UV resistant transparent polycarbonate

Per/For: 133/...

130/V 130/A

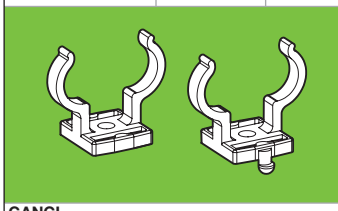

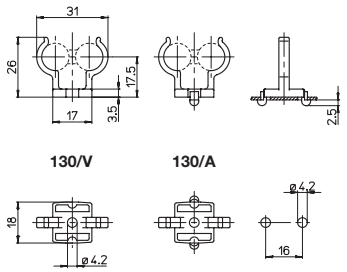

GANCI
in policarbonato trasparente stabilizzato agli UV

CLIPS
in UV resistant transparent polycarbonate

Per/For: 406/...

130/V	130/A	0,6-1	17,5

A.A.G. STUCCHI

11b

401/V

G23	2A-250V	T140

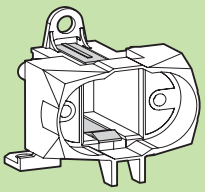

PORTALAMPADE IP20
— Corpo in PBT
— Contatti in bronzo fosforoso

IP20 LAMPHOLDER
— PBT body
— Phosphor bronze contacts

(75W-250V)

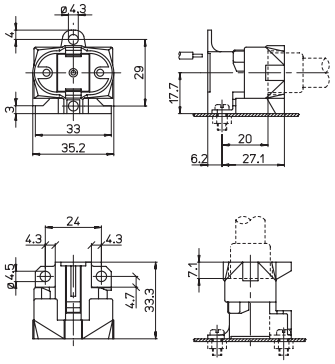

17,7	mm² 0,5-1	8-9	130

401/VL

G23	2A-250V	T140

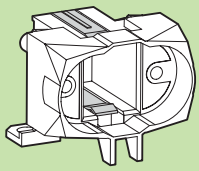

PORTALAMPADE IP20
— Corpo in PBT
— Contatti in bronzo fosforoso

IP20 LAMPHOLDER
— PBT body
— Phosphor bronze contacts

(75W-250V)

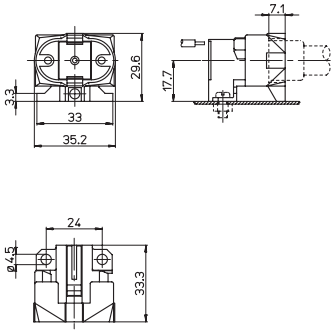

17,7	mm² 0,5-1	8-9	130

402/L
402/LD

G23	2A-250V	T140

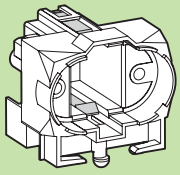

PORTALAMPADE IP20
— Corpo in PBT
— Contatti in bronzo fosforoso

IP20 LAMPHOLDERS
— PBT body
— Phosphor bronze contacts

(75W-600V)

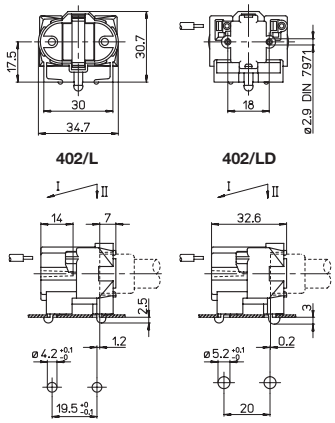

0,6-1,2	17,5	mm² 0,5-1	8-9	130

403/VL

G23	2A-250V	T140

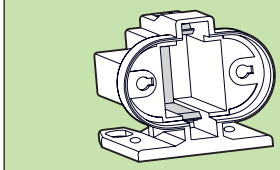

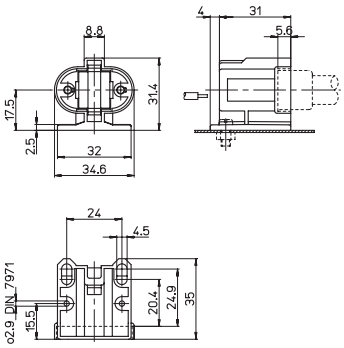

PORTALAMPADE IP20
— Corpo in PBT
— Contatti in bronzo fosforoso

IP20 LAMPHOLDER
— PBT body
— Phosphor bronze contacts

	17,5		0,5-1	8-9	130

403/LR

G23	2A-250V	T140

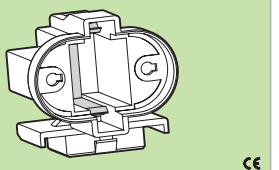

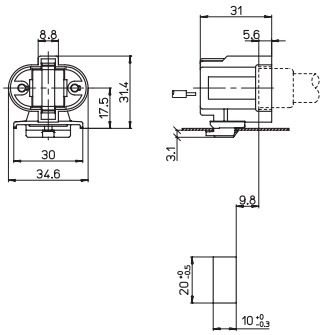

PORTALAMPADE IP20
— Corpo in PBT
— Contatti in bronzo fosforoso

IP20 LAMPHOLDER
— PBT body
— Phosphor bronze contacts

0,6-1	17,5		0,5-1	8-9	130	

1403/VL

G23	2A-250V	T140

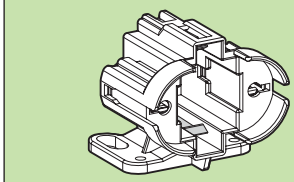

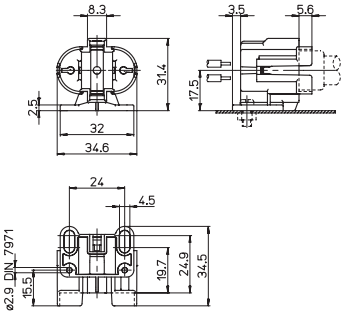

PORTALAMPADE IP20
— Corpo in PBT
— Contatti in bronzo fosforoso

IP20 LAMPHOLDER
— PBT body
— Phosphor bronze contacts

	17,5		0,5-1	8-9	130

1403/VL-T

G23	2A-250V	T140

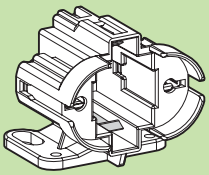

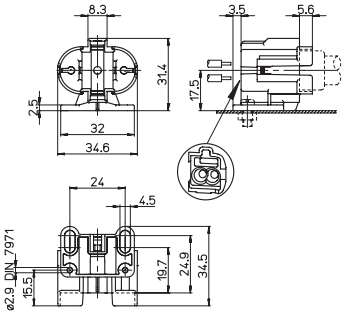

PORTALAMPADE IP20
...-T= con fori di guida per facilitare l'inserimento dei cavetti nei serrafilo

IP20 LAMPHOLDER
...-T= with guidance holes to make the insertion of the wires into terminals easier

	17,5		0,5-1	10-11	130

1403/LR

G23	2A-250V	T140

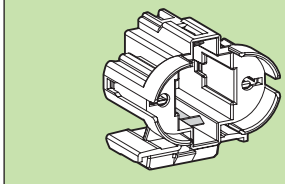

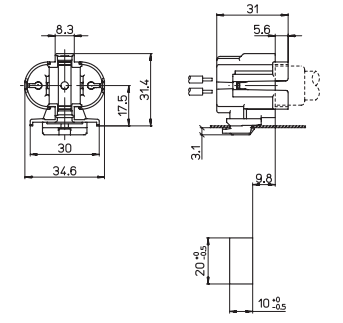

PORTALAMPADE IP20
— Corpo in PBT
— Contatti in bronzo fosforoso

IP20 LAMPHOLDER
— PBT body
— Phosphor bronze contacts

0,6-1	17,5		0,5-1	8-9	130	

1403/LR-T

G23	2A-250V	T140

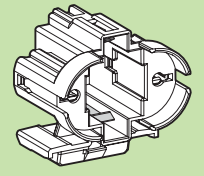

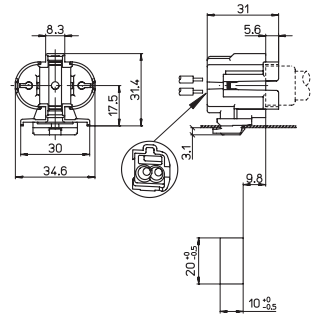

PORTALAMPADE IP20
...-T= con fori di guida per facilitare l'inserimento dei cavetti nei serrafilo

IP20 LAMPHOLDER
...-T= with guidance holes to make the insertion of the wires into terminals easier

0,6-1	17,5		0,5-1	10-11	130	

Significato dei simboli sulla copertina

AAG STUCCHI Essential for lighting

404/BU

G23	2A-250V	T140



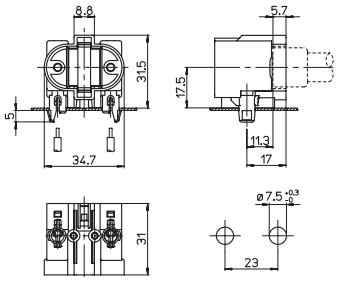

PORTALAMPADE IP20
— Corpo in PBT
— Contatti in bronzo fosforoso

IP20 LAMPHOLDER
— PBT body
— Phosphor bronze contacts

0,6-1,2	17,5	mm² 0,5-1	8-9		130

130/V 130/A

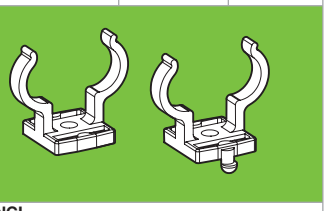

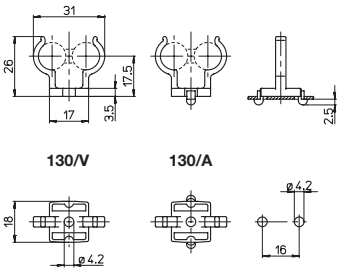

GANCI
in policarbonato trasparente stabilizzato agli UV

CLIPS
in UV resistant transparent polycarbonate

Per/For: 401/... 402/... 403/... 1403/...

130/V	130/A	0,6-1	17,5

402/VA

G23	2A-250V	T140

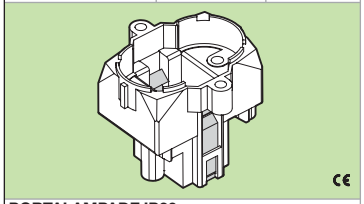

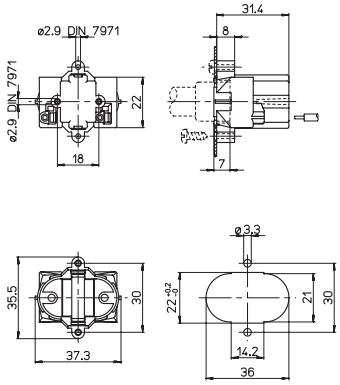

PORTALAMPADE IP20
— Corpo in PBT
— Contatti in bronzo fosforoso

IP20 LAMPHOLDER
— PBT body
— Phosphor bronze contacts

0,5-1	8-9

402/VP

G23	2A-250V	T140

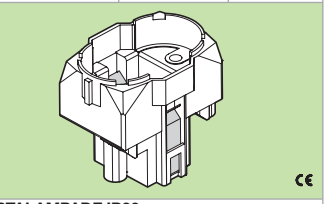

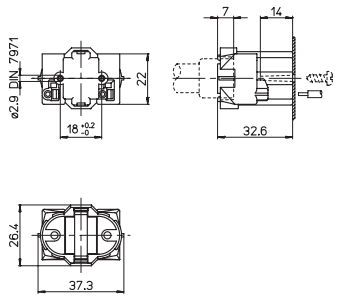

PORTALAMPADE IP20
— Corpo in PBT
— Contatti in bronzo fosforoso

IP20 LAMPHOLDER
— PBT body
— Phosphor bronze contacts

0,5-1	8-9

402/A 402/B

G23	2A-250V	T140

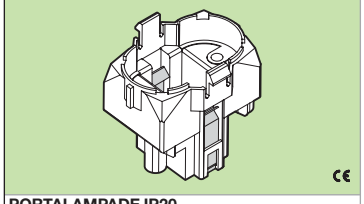

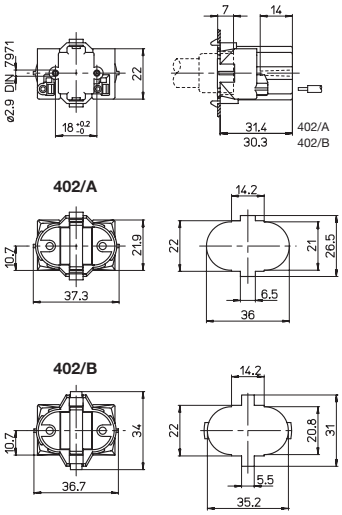

PORTALAMPADE IP20
— Corpo in PBT
— Contatti in bronzo fosforoso

IP20 LAMPHOLDERS
— PBT body
— Phosphor bronze contacts

0,6-1	mm² 0,5-1	8-9

403/VI

G23	2A-250V	T140

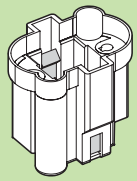

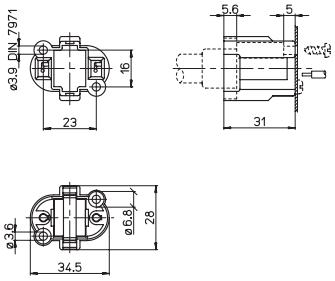

PORTALAMPADE IP20
— Corpo in PBT
— Contatti in bronzo fosforoso

IP20 LAMPHOLDER
— PBT body
— Phosphor bronze contacts

	mm²	
	0,5-1	8-9

1403/VI

G23	2A-250V	T140

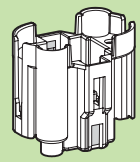

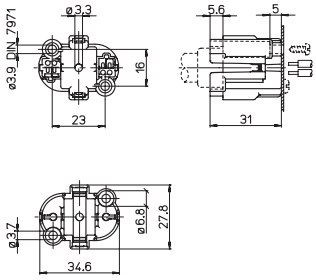

PORTALAMPADE IP20
— Corpo in PBT
— Contatti in bronzo fosforoso

IP20 LAMPHOLDER
— PBT body
— Phosphor bronze contacts

(660W-600V)

	mm²	
	0,5-1	8-9

1403/VI-T

G23	2A-250V	T140

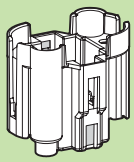

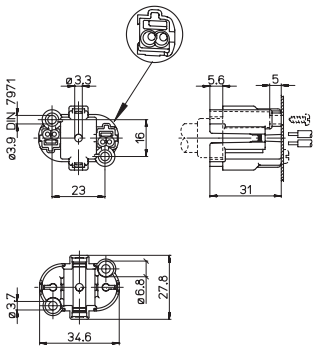

PORTALAMPADE IP20
...-T= con fori di guida per facilitare l'inserimento dei cavetti nei serrafilo

IP20 LAMPHOLDER
...-T= with guidance holes to make the insertion of the wires into terminals easier

(660W-600V)

	mm²	
	0,5-1	10-11

1405/VI

G23 G23-2	2A-250V	T140

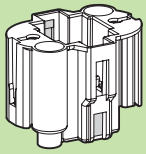

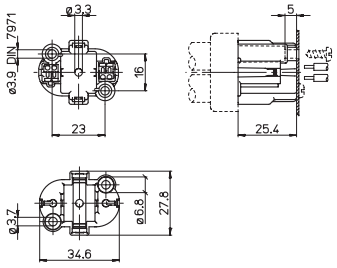

PORTALAMPADE IP20
— Corpo in PBT
— Contatti in bronzo fosforoso

IP20 LAMPHOLDER
— PBT body
— Phosphor bronze contacts

(660W-600V)

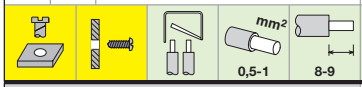

1405/VI-T

G23 G23-2	2A-250V	T140

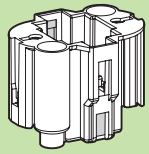

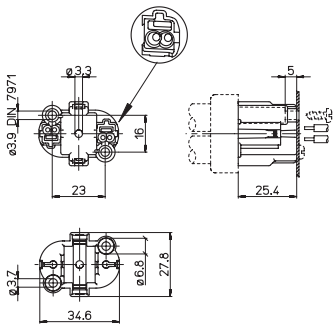

PORTALAMPADE IP20
...-T= con fori di guida per facilitare l'inserimento dei cavetti nei serrafilo

IP20 LAMPHOLDER
...-T= with guidance holes to make the insertion of the wires into terminals easier

(660W-600V)

1405/VL

G23 G23-2	2A-250V	T140

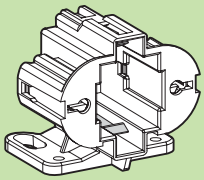

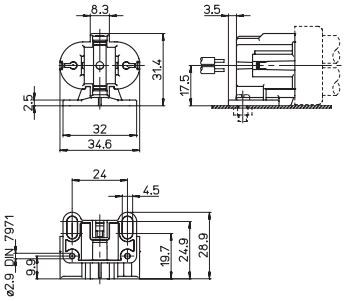

PORTALAMPADE IP20
— Corpo in PBT
— Contatti in bronzo fosforoso

IP20 LAMPHOLDER
— PBT body
— Phosphor bronze contacts

(660W-600V)

1405/VL-T

G23 G23-2	2A-250V	T140

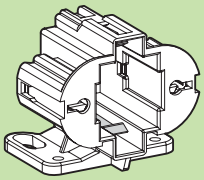

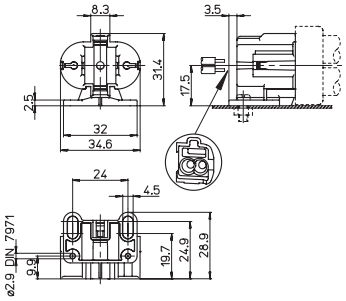

PORTALAMPADE IP20
...-T= con fori di guida per facilitare l'inserimento dei cavetti nei serrafilo

IP20 LAMPHOLDER
...-T= with guidance holes to make the insertion of the wires into terminals easier

(660W-600V)

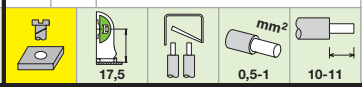

1405/LR

G23 G23-2	2A-250V	T140

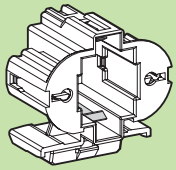

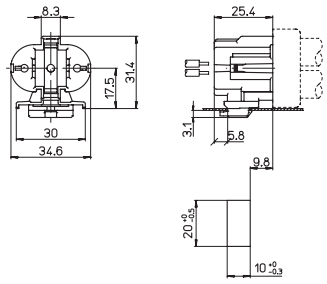

PORTALAMPADE IP20
— Corpo in PBT
— Contatti in bronzo fosforoso

IP20 LAMPHOLDER
— PBT body
— Phosphor bronze contacts

(660W-600V)

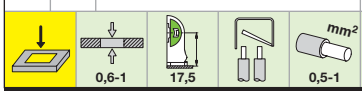

1405/LR-T

G23 G23-2	2A-250V	T140

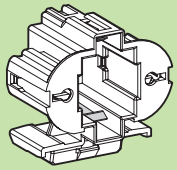

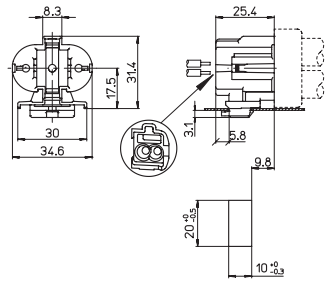

PORTALAMPADE IP20
...-T= con fori di guida per facilitare l'inserimento dei cavetti nei serrafilo

IP20 LAMPHOLDER
...-T= with guidance holes to make the insertion of the wires into terminals easier

(660W-600V)

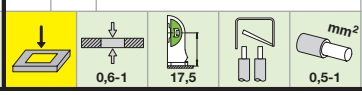

		G24q... GX24q...
EN 60400 IEC 60400	G24d... GX24d...	G24q-3-4 GX24q-3-4



PORTALAMPADE PER LAMPADE FLUORESCENTI COMPATTE

LAMPHOLDERS FOR COMPACT FLUORESCENT LAMPS

Watt	L mm.(max)	
10	118	...d-1
13	153	
18	173	...d-2
26	193	...d-3

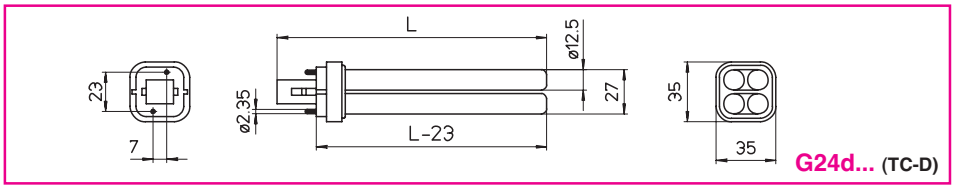

G24d... (TC-D)

Watt	L mm.(max)	
13	113	...d-1
18	133	...d-2
26	153	...d-3

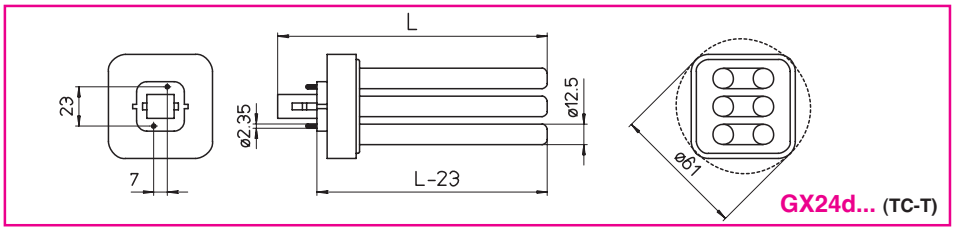

GX24d... (TC-T)

Watt	L mm.(max)	
10	111	...q-1
13	146	
18	166	...q-2
26	186	...q-3

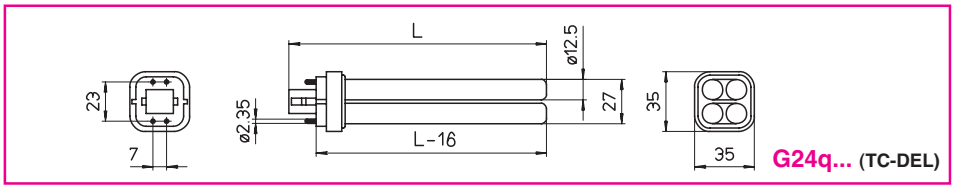

G24q... (TC-DEL)

Watt	L mm.(max)	
13	106	...q-1
18	126	...q-2
26	146	...q-3
32	161	
42	171	...q-4
57	197	...q-5
70	219	...q-6

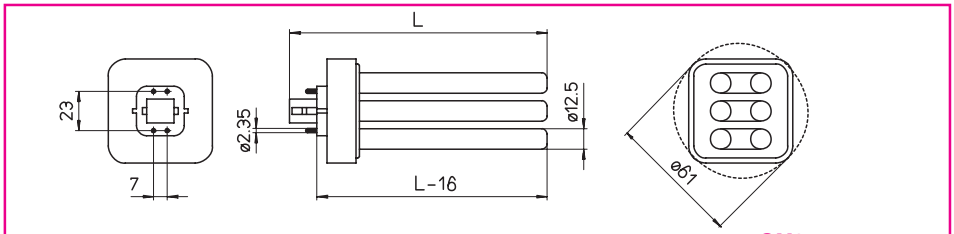

GX24q... (TC-TEL)

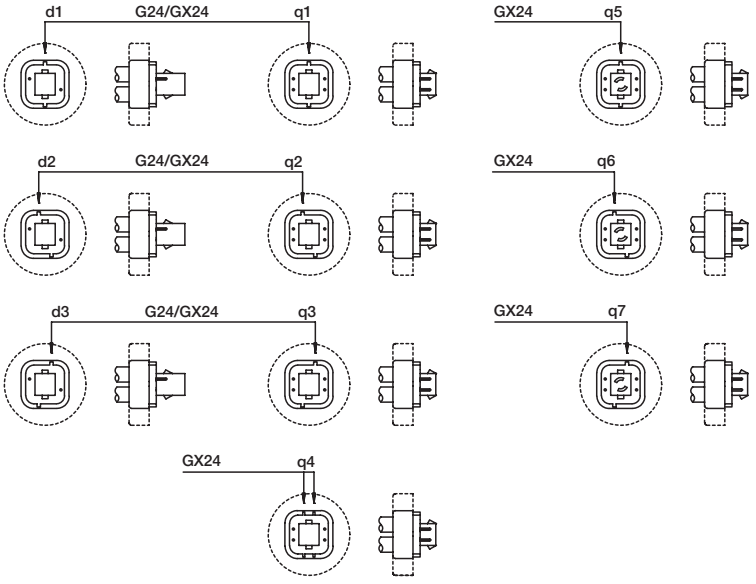

PORTALAMPADE MARCATI 500V
Adatti per circuiti con reattore elettronico e dimmer.

PORTALAMPADE PER CIRCUITI STAMPATI
Sono disponibili portalampade provvisti di lamelle che fuoriescono dal corpo in modo da poter essere saldate alle piste del circuito stampato.

DISPOSITIVI FERMATAZZA
Sono disponibili ghiere fermatazza da utilizzare con i portalampade provvisti di filettatura esterna.

CAPPELLOTTI A SCATTO
Sono disponibili cappellotti a scatto per il fissaggio dei portalampade su tubi.

LAMPHOLDERS WITH MARK 500V
Suitable for circuits with electronic ballast and dimmer.

LAMPHOLDERS FOR PRINTED CIRCUITS
Lampholders provided with tabs, protruding from the body, are available for direct soldering into printed circuits boards.

SHADE RINGS
Shade rings are available for lampholders provided with external thread.

SNAP-ON CAPS
Snap-on caps for fixing lampholders directly onto tubes are available.

AAG STUCCHI Essential for lighting

TEMPERATURA "T..." ASSEGNATA AI PORTALAMPADE

Nella scelta dei portalampade per la realizzazione degli apparecchi di illuminazione non si deve sottovalutare la temperatura sviluppata dalle diverse fonti di calore, quali la lampada, l'alimentatore e la corrente che lo attraversa. Per cui è indispensabile assicurarsi che:

1 L'apparecchio sia in grado di smaltire il calore in esso contenuto.
2 La temperatura massima raggiunta nell'apparecchio non superi mai la **"T..."** assegnata ai suoi componenti perché potrebbe essere causa di pericolo e di danni.
3 I portalampade senza una **"T..."** assegnata (par. 17.1 "test A" delle norme EN/IEC 60400) possono funzionare fino a una temperatura massima di 80 °C.

"T..." TEMPERATURE RATING OF LAMPHOLDERS

When choosing the lampholders to assemble a luminaire it is important not to underestimate the temperature developed by the lamp, the ballast and its associated current.
It is essential to make sure that:

1 The luminaire is able to dissipate the heat it produces.
2 The maximum temperature reached by the luminaire never exceeds the **"T..."** relative to its components because it can be dangerous and can cause damages.
3 The lampholders without a relative **"T..."** (par. 17.1 "test A" of the EN/IEC 60400 standards) can work up to a maximum temperature of 80 °C.

AVVERTENZA PER L'UTILIZZO DI LAMPADE COMPATTE GX24...

I costruttori di apparecchi di illuminazione che montano portalampade che accettano le lampade con attacco GX24... devono lasciare, attorno allo stesso, uno spazio libero con un diametro di almeno 61 mm per poter montare correttamente la lampada (norme EN/IEC 60061).
Infatti un inserimento della lampada poco corretto, rende insicuro il contatto e precaria la ritenuta della molla che potrebbe non trattenere la lampada.

WARNINGS FOR THE USE OF GX24... COMPACT LAMPS

Luminaires manufacturers using lampholders for GX24... have to foresee, around the lampholder, a 61 mm diameter free space to insert correctly the GX24... lamps into the lampholder (EN/IEC 60081 standards). In fact, if the lamp is not completely inserted in the lampholder, the contact is not safe and the lampholder retaining spring could not hold correctly the lamp which could fall out.

GX24-d...
GX24-q...

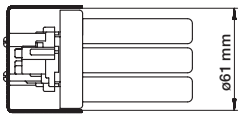

PORTALAMPADE UNIVERSALI (SENZA CHIAVI: .../d, .../q)

I portalampade universali (senza chiavi) per lampade con attacchi G24... e GX24... non sono ammessi dalle norme EN/IEC 60400 ed EN/IEC 60061 e quindi non possono ottenere l'approvazione ENEC. Queste norme non ammettono l'intercambiabilità delle lampade perchè prevedono l'utilizzo di un solo portalampade per una sola chiave, fatta eccezione per quello multichiave che invece può accettare le lampade G24q-3, GX24q-3, GX24q-4 e che deve essere sempre collegato ad un reattore multipotenza.

I portalampade universali hanno ottenuto l'approvazione c(UL)us (file nr. E26798) e sono disponibili a richiesta

N.B. In ogni caso non possono essere utilizzati con le lampade con attacco GX24q-5, GX24q-6 e GX24q-7.

UNIVERSAL (WITHOUT KEYS: .../d, .../q) LAMPHOLDERS

Universal lampholders (without keys) for compact fluorescent lamps with G24... and GX24... caps can not obtain the ENEC mark because they are not allowed by the EN/IEC 60400 and EN/IEC 60061 standards. In fact they are still requiring the non-interchangeability of the lamps because they establish the use of a lampholder exclusively with one cap, except for the multi-keys lampholders which can accept the G/GX24q-3 and GX24q-4 lamps if used with a multi-power ballast.

These universal lampholders have obtained the c(UL)us approval (file no. E26798) and they are available on demand.

N.B. The GX24q-5, GX24q-6 and GX24q-7 caps are excluded from this approval.

PORTALAMPADE MULTICHIAVE PER LAMPADE COMPATTE G24q-3, GX24q-3, GX24q-4.

Secondo le norme EN/IEC 60400 ed EN/IEC 60061 i portalampade multichiave possono accettare sia gli attacchi G24q-3, GX24q-3 che GX24q-4 ma devono essere utilizzati solo con reattori elettronici multipotenza che consentono di alimentare tutte le potenze di lampade corrispondenti a questi attacchi (26W, 32W e 42W).

N.B. Questi portalampade multichiave non possono essere utilizzati nei circuiti con reattori che alimentano una sola potenza di lampada.

MULTI-KEYS LAMPHOLDERS FOR G24q-3, GX24q-3, GX24q-4 COMPACT LAMPS

As required by the EN/IEC 60400 and EN/IEC 60061 standards, the multi-keys lampholders accepting either G24q-3, GX24q-3 and GX24q-4 caps must be used only with multi-powers ballasts which allow to feed all the lamps powers of these caps (26W, 32W e 42W).

N.B. The multi-keys lampholders cannot be used in circuit with ballasts allowing the feeding of one lamp power only.

con reattori multipotenza
with multi-power ballasts

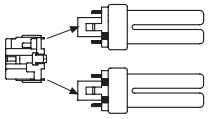

G24q-3
GX24q-3

GX24q-4

ADATTATORI GX24q-5, GX24q-6, GX24q-7

Sono disponibili adattatori da montare nei portalampade per lampade con attacchi GX24q-1, GX24q-2 e GX24q-3 per renderli adatti all'utilizzo con le lampade con attacchi GX24q-5, GX24q-6 e GX24q-7.

GX24q-5, GX24q-6, GX24q-7 ADAPTORS

Adaptors to be mounted in lampholders for GX24q-1, GX24q-2 and GX24q-3 lamps to make them suitable for the use with GX24q-5, GX24q-6 and GX24q-7 lamps are available.

GANCI

Per alcuni tipi di lampade fluorescenti compatte monoattacco, a causa della loro lunghezza, può essere necessario l'utilizzo di un gancio di supporto della lampada.

CLIPS

For some fluorescent lamps with single cap it could be necessary to use an additional lamp support clip because of their length.

PORTALAMPADE BASCULANTI

L'utilizzo di un portalampade basculante con il relativo supporto è consigliato per facilitare il cambio della lampada negli apparecchi d'illuminazione dove lo spazio a disposizione non è sufficiente per l'inserzione o l'estrazione orizzontale della lampada o per evitarne la rottura.

SWIVELLING LAMPHOLDERS

The use of swivelling lampholders and of their associated brackets is suggested to make the lamp change easier in the luminaires where the space is not sufficient to allow for horizontal insertion or removal of the lamp or to avoid it the risk of breakages.

CATEGORIA DI SOVRATENSIONE

I portalampade per lampade fluorescenti (EN/IEC 60400) sono conformi alle distanze in aria e superficiali richieste per la categoria di sovratensione II (norme EN/IEC 60664-1).

IMPULSE WITHSTAND CATEGORY

Lampholders for fluorescent lamps (EN/IEC 60400) are in accordance with the prescribed creepage distances and clearances for the impulse withstand category II (EN/IEC 60664-1 standards).

COLLAUDO FINALE DEGLI APPARECCHI D'ILLUMINAZIONE

La scelta dei componenti e il loro corretto montaggio compete al costruttore dell'apparecchio d'illuminazione che deve anche provvedere al suo collaudo finale per verificarne il buon funzionamento.

LUMINAIRES FINAL TEST

The luminaire manufacturer is responsible for the choice and the correct mounting of the components and he must also carry out a final test on the luminaire to verify its correct operation.

12a

A.A.G. STUCCHI

422/VA-d1
422/VA-d2
422/VA-d3

G24d-1-2-3	2A-250V	T140

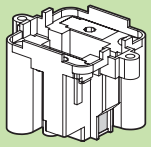

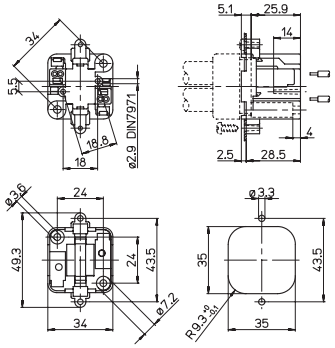

PORTALAMPADE IP20
— Corpo in PBT
— Contatti in bronzo fosforoso

IP20 LAMPHOLDERS
— PBT body
— Phosphor bronze contacts

(660W-600V)

0,5-1	8-9

422/A-d1
422/A-d2
422/A-d3

G24d-1-2-3	2A-250V	T140

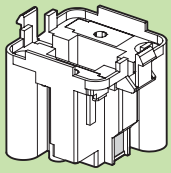

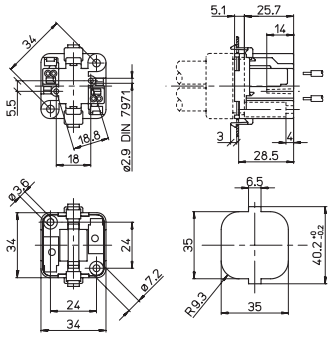

PORTALAMPADE IP20
— Corpo in PBT
— Contatti in bronzo fosforoso

IP20 LAMPHOLDERS
— PBT body
— Phosphor bronze contacts

(660W-600V)

0,6-1	0,5-1	8-9

1423/L-d1
1423/L-d2
1423/L-d3

G24d-1-2-3	2A-500V	T140

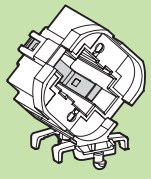

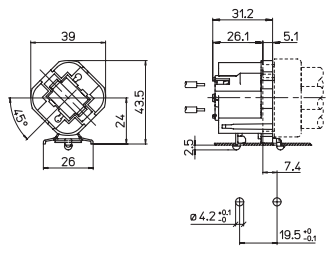

PORTALAMPADE IP20
— Corpo in PBT
— Contatti in bronzo fosforoso

IP20 LAMPHOLDERS
— PBT body
— Phosphor bronze contacts

0,6-1,2	24	0,5-1	8-9	139

1423/L-d1-T
1423/L-d2-T
1423/L-d3-T

G24d-1-2-3	2A-500V	T140

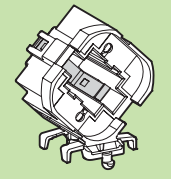

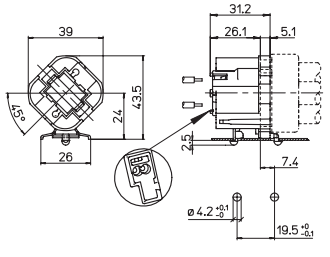

PORTALAMPADE IP20
...-T= con fori di guida per facilitare l'inserimento dei cavetti nei serrafilo

IP20 LAMPHOLDERS
...-T= with guidance holes to make the insertion of the wires into terminals easier

(660W-600V)

0,6-1,2	24	0,5-1	10-11	139

422/V-d1
422/V-d2
422/V-d3

G24d-1-2-3 GX24d-1-2-3	2A-500V	T140

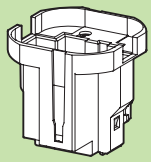

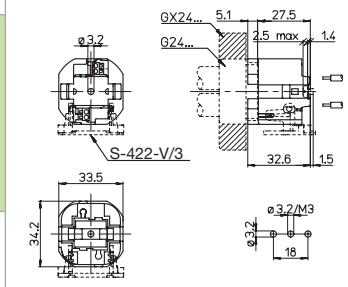

PORTALAMPADE IP20
— Corpo in PBT
— Contatti in bronzo fosforoso
— Basculante con supporto art. S-422-V/3
IP20 LAMPHOLDERS
— PBT body
— Phosphor bronze contacts
— Swivelling with bracket art. S-422-V/3

mm² 0,5-1	8-9	250V	S-422-V/3

422/V-d1-T
422/V-d2-T
422/V-d3-T

G24d-1-2-3 GX24d-1-2-3	2A-500V	T140

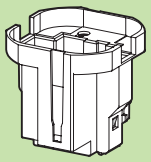

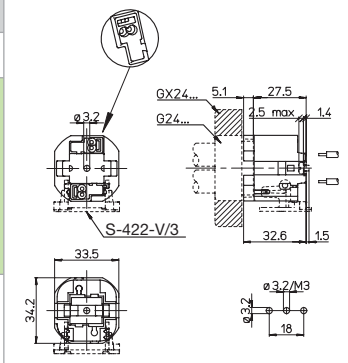

PORTALAMPADE IP20
...-T= con fori di guida per facilitare l'inserimento dei cavetti nei serrafilo
— Basculante con supporto art. S-422-V/3
IP20 LAMPHOLDERS
...-T= with guidance holes to make the insertion of the wires into terminals easier
— Swivelling with bracket art. S-422-V/3

(660W-600V)

mm² 0,5-1	10-11	250V	S-422-V/3

1422/V-d1
1422/V-d2
1422/V-d3

G24d-1-2-3 GX24d-1-2-3	2A-500V	T140

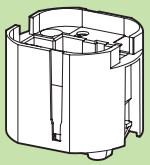

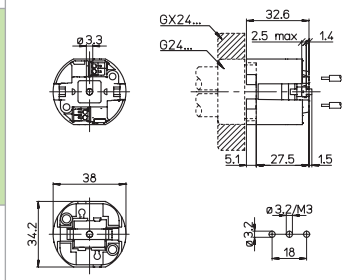

PORTALAMPADE IP20
con piolini posteriori antirotazione
— Corpo in PBT
— Contatti in bronzo fosforoso
IP20 LAMPHOLDERS
with rear anti-rotation pins
— PBT body
— Phosphor bronze contacts

mm² 0,5-1	8-9	250V	V381/...

1422/V-d1-T
1422/V-d2-T
1422/V-d3-T

G24d-1-2-3 GX24d-1-2-3	2A-500V	T140

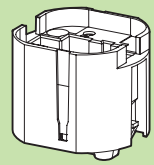

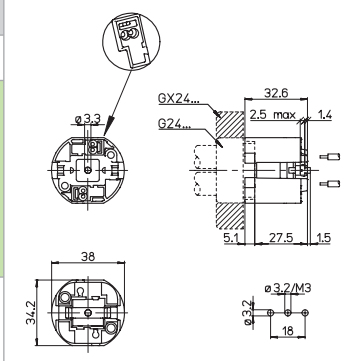

PORTALAMPADE IP20
...-T= con fori di guida per facilitare l'inserimento dei cavetti nei serrafilo

IP20 LAMPHOLDERS
...-T= with guidance holes to make the insertion of the wires into terminals easier

(660W-600V)

mm² 0,5-1	10-11	250V	V381/...

1422/VI-d1
1422/VI-d2
1422/VI-d3

G24d-1-2-3 GX24d-1-2-3	2A-500V	T140

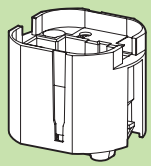

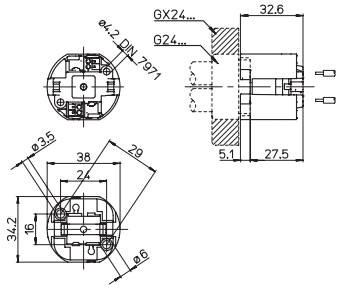

PORTALAMPADE IP20
— Corpo in PBT
— Contatti in bronzo fosforoso

IP20 LAMPHOLDERS
— PBT body
— Phosphor bronze contacts

mm² 0,5-1	8-9	250V	V381/...

1422/VI-d1-T
1422/VI-d2-T
1422/VI-d3-T

G24d-1-2-3 GX24d-1-2-3	2A-500V	T140

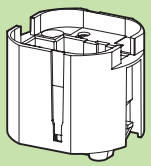

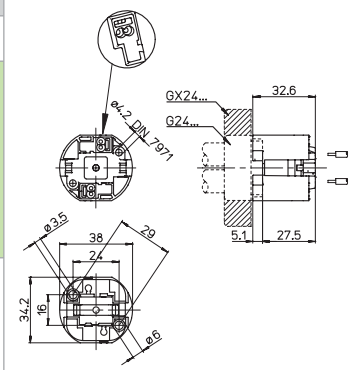

PORTALAMPADE IP20
...-T= con fori di guida per facilitare l'inserimento dei cavetti nei serrafilo

IP20 LAMPHOLDERS
...-T= with guidance holes to make the insertion of the wires into terminals easier

(660W-600V)

mm² 0,5-1	10-11	250V	V381/...

422/VP-d1
422/VP-d2
422/VP-d3

G24d-1-2-3 GX24d-1-2-3	2A-250V	T140

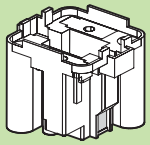

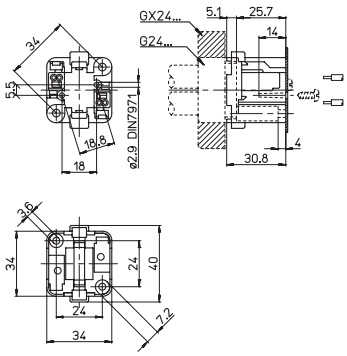

PORTALAMPADE IP20
— Corpo in PBT
— Contatti in bronzo fosforoso

IP20 LAMPHOLDERS
— PBT body
— Phosphor bronze contacts

(660W-600V)

mm²	
0,5-1	8-9

V381 V381/G V381/R

CAPPELLOTTI A SCATTO in PBT
con inserto in metallo filettato M10x1
.../G= con foro filettato M10x1
.../R= con foro ø10,2 mm
SNAP-ON CAPS in PBT
with M10x1 threaded metal insert
.../G= with M10x1 threaded hole
.../R= with ø10,2 mm hole

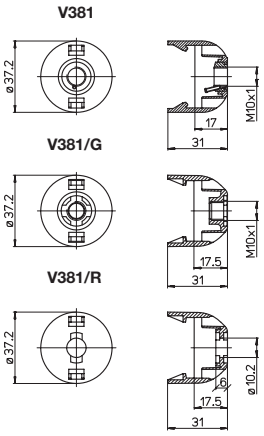

Per/For: 1422/... V5013/...

V5011/d1
V5011/d2
V5011/d3

G24d-1-2-3 GX24d-1-2-3	2A-250V	T140

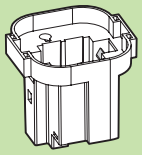

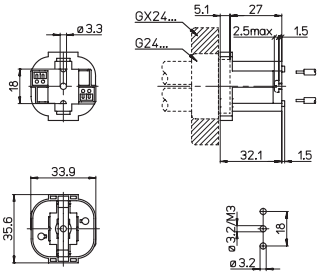

PORTALAMPADE IP20
con piolini posteriori antirotazione
— Corpo in PBT
— Contatti in bronzo fosforoso

IP20 LAMPHOLDERS
with rear anti-rotation pins
— PBT body
— Phosphor bronze contacts

mm²	
0,5-1	8

V276/B V277/B

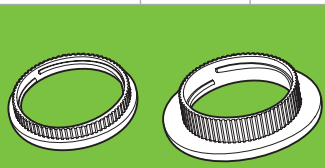

FERMATAZZA
in PET bianco

SHADE RINGS
in white PET

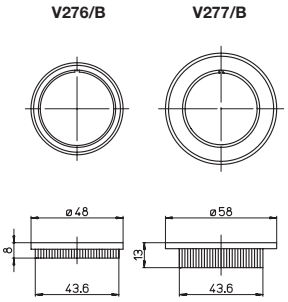

Per/For: V5013/...

V5013/d1
V5013/d2
V5013/d3

G24d-1-2-3 GX24d-1-2-3	2A-250V	T140

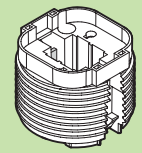

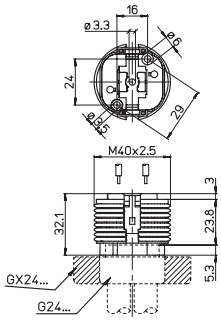

PORTALAMPADE IP20
— Corpo in PBT
— Contatti in bronzo fosforoso

IP20 LAMPHOLDERS
— PBT body
— Phosphor bronze contacts

mm²			
0,5-1	8	V381/...	V276 V277

V5013/P/d1
V5013/P/d2
V5013/P/d3

G24d-1-2-3 GX24d-1-2-3	2A-250V	T140

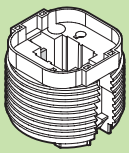

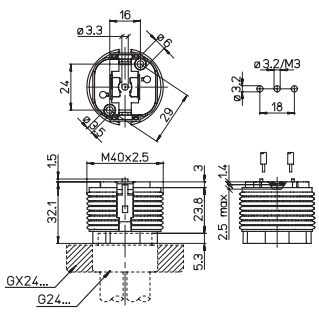

PORTALAMPADE IP20
.../P= con piolini posteriori antirotazione
— Corpo in PBT
— Contatti in bronzo fosforoso

IP20 LAMPHOLDERS
.../P= with rear anti-rotation pins
— PBT body
— Phosphor bronze contacts

mm²			
0,5-1	8	V381/...	V276 V277

12a

Significato dei simboli sulla copertina

AAG STUCCHI Essential for lighting

422/L-d1
422/L-d2
422/L-d3

G24d-1-2-3 GX24d-1-2-3	2A-500V	T140

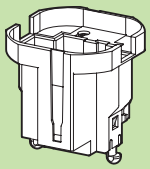

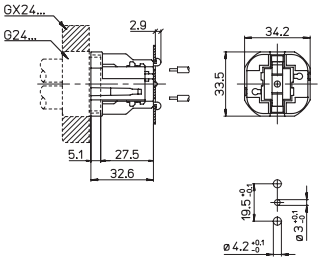

PORTALAMPADE IP20
— Corpo in PBT
— Contatti in bronzo fosforoso

IP20 LAMPHOLDERS
— PBT body
— Phosphor bronze contacts

0,6-1,2 | mm² 0,5-1 | 8-9 | 250V

422/L-d1-T
422/L-d2-T
422/L-d3-T

G24d-1-2-3 GX24d-1-2-3	2A-500V	T140

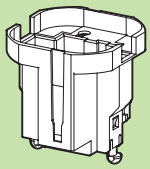

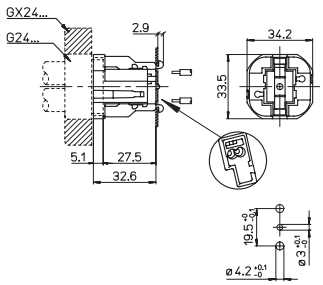

PORTALAMPADE IP20
...-T= con fori di guida per facilitare l'inserimento dei cavetti nei serrafilo

IP20 LAMPHOLDERS
...-T= with guidance holes to make the insertion of the wires into terminals easier

(660W-600V)

0,6-1,2 | mm² 0,5-1 | 10-11 | 250V

422/LD-d1
422/LD-d2
422/LD-d3

G24d-1-2-3 GX24d-1-2-3	2A-500V	T140

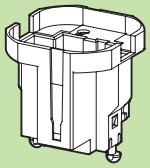

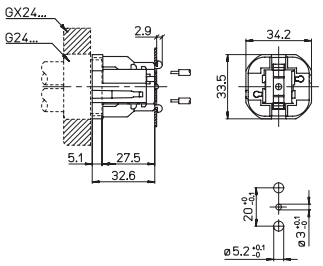

PORTALAMPADE IP20
— Corpo in PBT
— Contatti in bronzo fosforoso

IP20 LAMPHOLDERS
— PBT body
— Phosphor bronze contacts

0,6-1,2 | mm² 0,5-1 | 8-9 | 250V

422/LD-d1-T
422/LD-d2-T
422/LD-d3-T

G24d-1-2-3 GX24d-1-2-3	2A-500V	T140

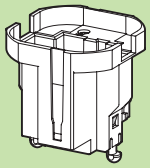

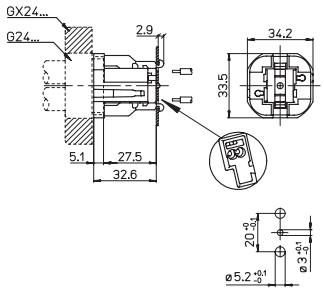

PORTALAMPADE IP20
...-T= con fori di guida per facilitare l'inserimento dei cavetti nei serrafilo

IP20 LAMPHOLDERS
...-T= with guidance holes to make the insertion of the wires into terminals easier

(660W-600V)

0,6-1,2 | mm² 0,5-1 | 10-11 | 250V

S-422-V/3

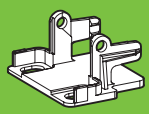

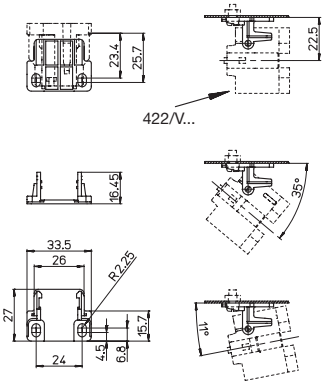

SUPPORTO
in PBT
— Per portalampade basculante 422/V...

BRACKET
in PBT
— For swivelling lampholder 422/V...

Per/For: 422/V...

422/A-d1-X
422/A-d2-X
422/A-d3-X

G24d-1-2-3 GX24d-1-2-3	2A-250V	T140

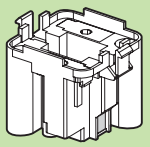

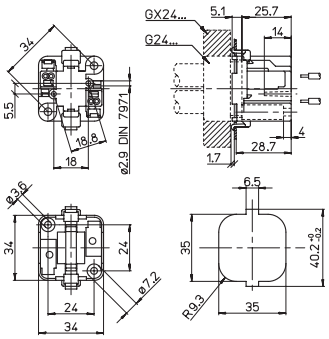

PORTALAMPADE IP20
— Corpo in PBT
— Contatti in bronzo fosforoso

IP20 LAMPHOLDERS
— PBT body
— Phosphor bronze contacts

(660W-600V)

0,6-1 | mm² 0,5-1 | 8-9

423/V-d1
423/V-d2
423/V-d3

G24d-1-2-3 GX24d-1-2-3	2A-250V	T140

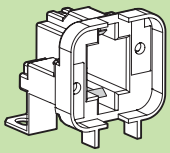

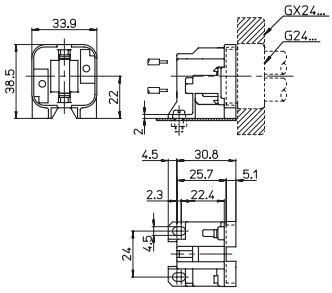

PORTALAMPADE IP20
— Corpo in PBT
— Contatti in bronzo fosforoso

IP20 LAMPHOLDERS
— PBT body
— Phosphor bronze contacts

(660W-600V)

	22			0,5-1	8-9				

423/BU-d1
423/BU-d2
423/BU-d3

G24d-1-2-3 GX24d-1-2-3	2A-250V	T140

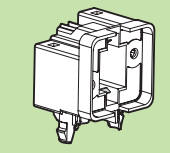

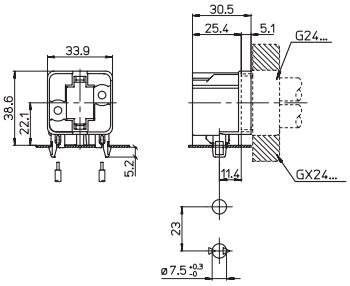

PORTALAMPADE IP20
— Corpo in PBT
— Contatti in bronzo fosforoso

IP20 LAMPHOLDERS
— PBT body
— Phosphor bronze contacts

(660W-600V)

	0,6-1	22,1		0,5-1	9-10				

423/L-d1
423/L-d2
423/L-d3

G24d-1-2-3 GX24d-1-2-3	2A-250V	T140

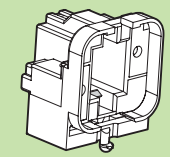

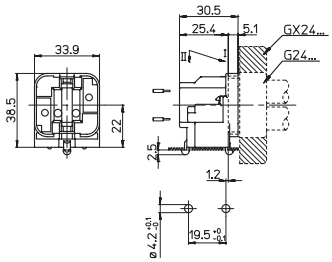

PORTALAMPADE IP20
— Corpo in PBT
— Contatti in bronzo fosforoso

IP20 LAMPHOLDERS
— PBT body
— Phosphor bronze contacts

(660W-600V)

	0,6-1,2	22		0,5-1	8-9				

423/LD-d1
423/LD-d2
423/LD-d3

G24d-1-2-3 GX24d-1-2-3	2A-250V	T140

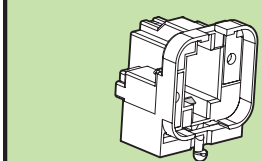

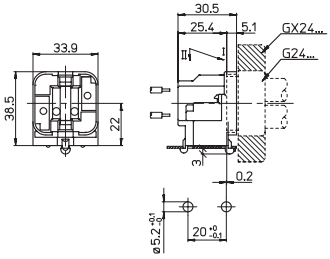

PORTALAMPADE IP20
— Corpo in PBT
— Contatti in bronzo fosforoso

IP20 LAMPHOLDERS
— PBT body
— Phosphor bronze contacts

(660W-600V)

	0,6-1,2	22		0,5-1	8-9				

12a

Significato dei simboli sulla copertina

AAG STUCCHI Essential for lighting

1423/LRZ-d1
1423/LRZ-d2
1423/LRZ-d3

G24d-1-2-3 GX24d-1-2-3	2A-500V	T140

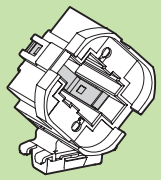

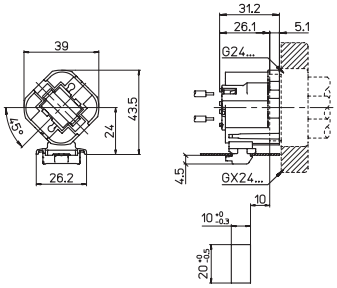

PORTALAMPADE IP20
— Corpo in PBT
— Contatti in bronzo fosforoso

IP20 LAMPHOLDERS
— PBT body
— Phosphor bronze contacts

0,6-1,2 | 24 | 0,5-1 mm² | 8-9 | 139

1423/LRZ-d1-T
1423/LRZ-d2-T
1423/LRZ-d3-T

G24d-1-2-3 GX24d-1-2-3	2A-500V	T140

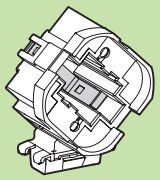

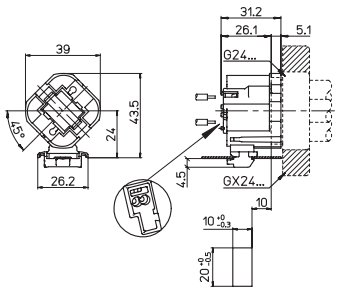

PORTALAMPADE IP20
...-T= con fori di guida per facilitare l'inserimento dei cavetti nei serrafilo

IP20 LAMPHOLDERS
...-T= with guidance holes to make the insertion of the wires into terminals easier

(660W-600V)

0,6-1,2 | 24 | 0,5-1 mm² | 10-11 | 139

423/LR-d1
423/LR-d2
423/LR-d3

G24d-1-2-3 GX24d-1-2-3	2A-250V	T140

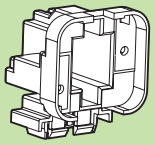

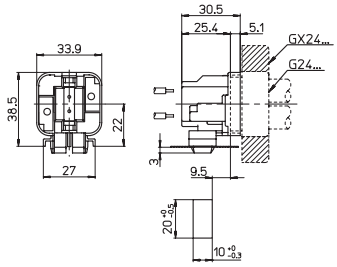

PORTALAMPADE IP20
— Corpo in PBT
— Contatti in bronzo fosforoso

IP20 LAMPHOLDERS
— PBT body
— Phosphor bronze contacts

(660W-600V)

0,6-1 | 22 | 0,5-1 mm² | 8-9

139/V 139/A

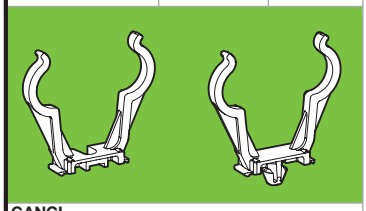

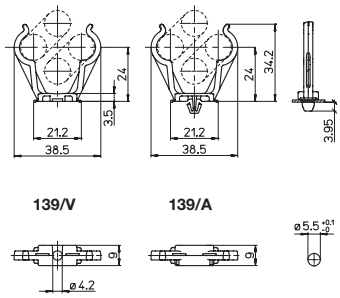

GANCI
in policarbonato trasparente stabilizzato agli UV
— Solo per lampade G24...

CLIPS
in UV resistant transparent polycarbonate
— Only for G24... lamps

Per/For: 1423/...

139/V | 139/A | 0,6-1,2 | 24

12b

422/VA-q1
422/VA-q2
422/VA-q3

G24q-1-2-3	2A-500V	T140

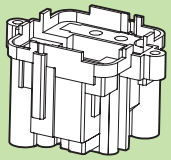

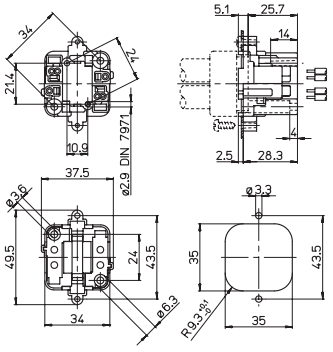

PORTALAMPADE IP20
— Corpo in PBT
— Contatti in bronzo fosforoso

IP20 LAMPHOLDERS
— PBT body
— Phosphor bronze contacts

(660W-600V)

	mm²	
	0,5-1	8-9

422/A-q1
422/A-q2
422/A-q3

G24q-1-2-3	2A-500V	T140

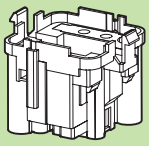

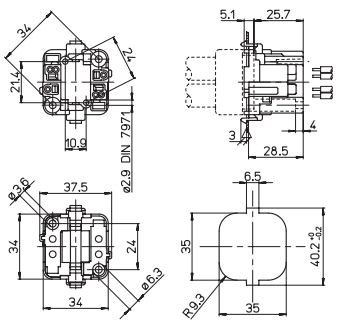

PORTALAMPADE IP20
— Corpo in PBT
— Contatti in bronzo fosforoso

IP20 LAMPHOLDERS
— PBT body
— Phosphor bronze contacts

(660W-600V)

	mm²	
0,6-1	0,5-1	8-9

1423/L-q1
1423/L-q2
1423/L-q3

G24q-1-2-3	2A-500V	T140

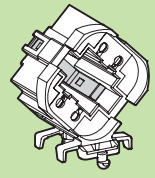

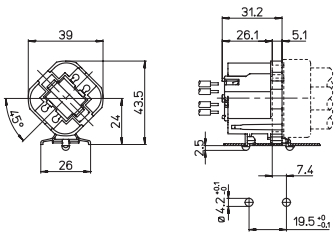

PORTALAMPADE IP20
— Corpo in PBT
— Contatti in bronzo fosforoso

IP20 LAMPHOLDERS
— PBT body
— Phosphor bronze contacts

				mm²		
0,6-1,2	24		0,5-1	8-9	139	

1423/L-q1-T
1423/L-q2-T
1423/L-q3-T

G24q-1-2-3	2A-500V	T140

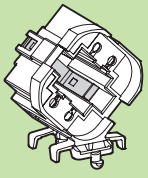

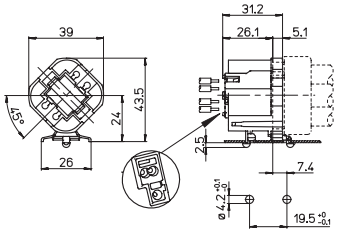

PORTALAMPADE IP20
...-T= con fori di guida per facilitare l'inserimento dei cavetti nei serrafilo

IP20 LAMPHOLDERS
...-T= with guidance holes to make the insertion of the wires into terminals easier

(660W-600V)

				mm²			
0,6-1,2	24		0,5-1		10-11	139	

V5011/q1 V5011/q2 V5011/q3 V5011/q4

G24q-1-2-3-4 GX24q-1-2-3-4	2A-250V	T140

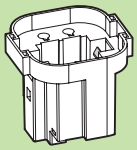

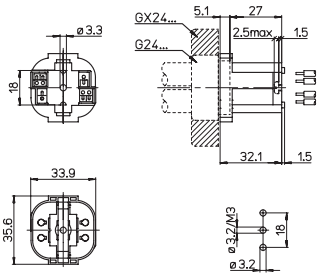

PORTALAMPADE IP20
con piolini posteriori antirotazione
— Corpo in PBT
— Contatti in bronzo fosforoso
IP20 LAMPHOLDERS
with rear anti-rotation pins
— PBT body
— Phosphor bronze contacts

mm² 0,5-1	8

V276/B V277/B

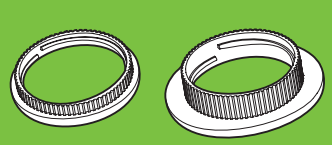

FERMATAZZA
in PET bianco

SHADE RINGS
in white PET

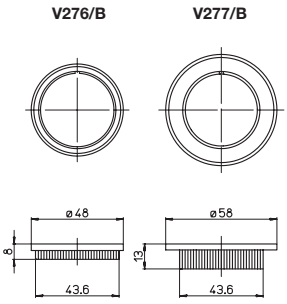

Per/For: V5013/...

V5013/q1 V5013/q2 V5013/q3 V5013/q4

G24q-1-2-3-4 GX24q-1-2-3-4	2A-250V	T140

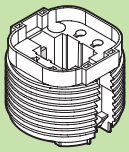

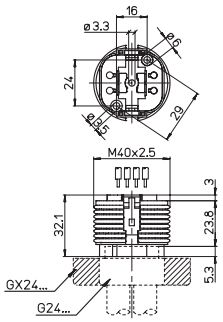

PORTALAMPADE IP20
— Corpo in PBT
— Contatti in bronzo fosforoso

IP20 LAMPHOLDERS
— PBT body
— Phosphor bronze contacts

mm² 0,5-1	8	V381/...	V276 V277

V5013/P/q1 V5013/P/q2 V5013/P/q3 V5013/P/q4

G24q-1-2-3-4 GX24q-1-2-3-4	2A-250V	T140

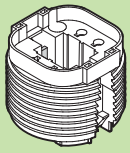

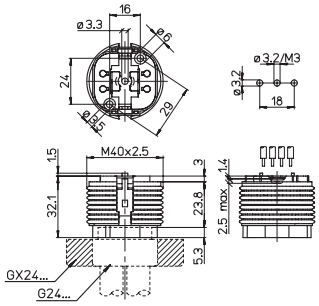

PORTALAMPADE IP20
.../P= con piolini posteriori antirotazione
— Corpo in PBT
— Contatti in bronzo fosforoso
IP20 LAMPHOLDERS
.../P= with rear anti-rotation pins
— PBT body
— Phosphor bronze contacts

mm² 0,5-1	8	V381/...	V276 V277

S-422-V/3

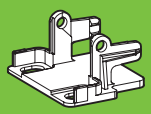

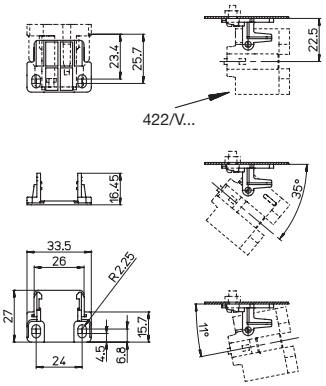

SUPPORTO
in PBT
— Per portalampade basculante 422/V...

BRACKET
in PBT
— For swivelling lampholder 422/V...

Con/With: 422/V...

V381 V381/G V381/R

CAPPELLOTTI A SCATTO in PBT
con inserto in metallo filettato M10x1
.../G= con foro filettato M10x1
.../R= con foro ø10,2 mm
SNAP-ON CAPS in PBT
with M10x1 threaded metal insert
.../G= with M10x1 threaded hole
.../R= with ø10,2 mm hole

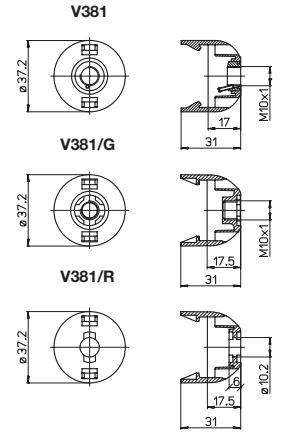

Per/For: 1422/... V5013/...

422/V-q1 422/V-q2 422/V-q3 422/V-q4 422/V-q5 422/V-q6 422/V-q7

G24q-... GX24q-...	2A-500V	T140

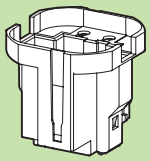

PORTALAMPADE IP20
— Corpo in PBT
— Contatti in bronzo fosforoso
— Basculante con supporto art. S-422-V/3
IP20 LAMPHOLDERS
— PBT body
— Phosphor bronze contacts
— Swivelling with bracket art. S-422-V/3

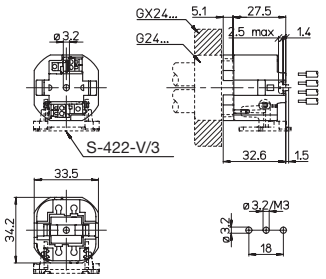

mm² 0,5-1	8-9	250V	S-422-V/3

422/V-q1-T 422/V-q2-T 422/V-q3-T 422/V-q4-T 422/V-q5-T 422/V-q6-T 422/V-q7-T

G24q-... GX24q-...	2A-500V	T140

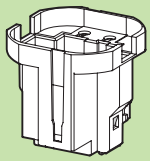

PORTALAMPADE IP20
...-T= con fori di guida per facilitare l'inserimento dei cavetti nei serrafilo
— Basculante con supporto art. S-422-V/3
IP20 LAMPHOLDERS
...-T= with guidance holes to make the insertion of the wires into terminals easier
— Swivelling with bracket art. S-422-V/3

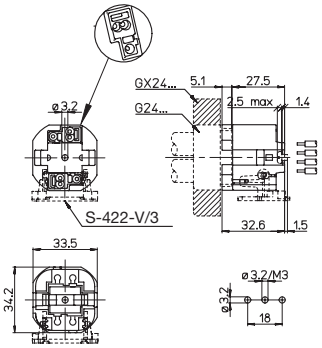

mm² 0,5-1	10-11	250V	S-422-V/3

1422/V-q1 1422/V-q2 1422/V-q3 1422/V-q4 1422/V-q5 1422/V-q6 1422/V-q7

G24q-... GX24q-...	2A-500V	T140

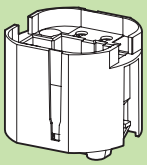

PORTALAMPADE IP20
con piolini posteriori antirotazione
— Corpo in PBT
— Contatti in bronzo fosforoso
IP20 LAMPHOLDERS
with rear anti-rotation pins
— PBT body
— Phosphor bronze contacts

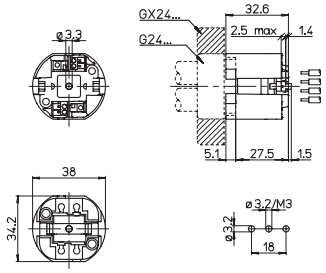

mm² 0,5-1	8-9	250V	V381/...

1422/V-q1-T 1422/V-q2-T 1422/V-q3-T 1422/V-q4-T 1422/V-q5-T 1422/V-q6-T 1422/V-q7-T

G24q-... GX24q-...	2A-500V	T140

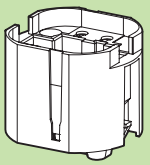

PORTALAMPADE IP20
...-T= con fori di guida per facilitare l'inserimento dei cavetti nei serrafilo

IP20 LAMPHOLDERS
...-T= with guidance holes to make the insertion of the wires into terminals easier

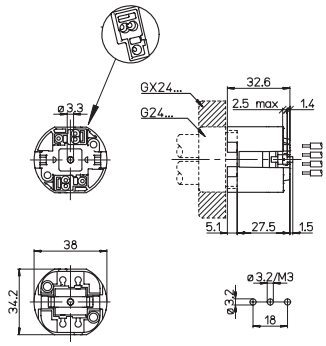

mm² 0,5-1	10-11	250V	V381/...

1422/VI-q1 1422/VI-q2 1422/VI-q3 1422/VI-q4 1422/VI-q5 1422/VI-q6 1422/VI-q7

G24q-... GX24q-...	2A-500V	T140

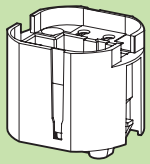

PORTALAMPADE IP20
— Corpo in PBT
— Contatti in bronzo fosforoso

IP20 LAMPHOLDERS
— PBT body
— Phosphor bronze contacts

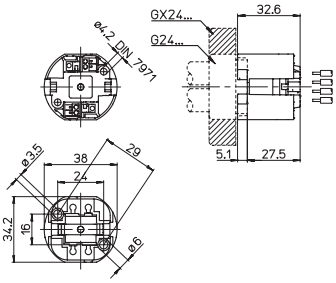

mm² 0,5-1	8-9	250V	V381/...

1422/VI-q1-T 1422/VI-q2-T 1422/VI-q3-T 1422/VI-q4-T 1422/VI-q5-T 1422/VI-q6-T 1422/VI-q7-T

G24q-... GX24q-...	2A-500V	T140

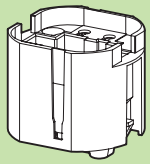

PORTALAMPADE IP20
...-T= con fori di guida per facilitare l'inserimento dei cavetti nei serrafilo

IP20 LAMPHOLDERS
...-T= with guidance holes to make the insertion of the wires into terminals easier

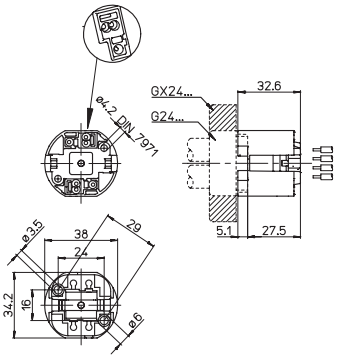

mm² 0,5-1	10-11	250V	V381/...

422/VP-q1 422/VP-q2 422/VP-q3 422/VP-q4 422/VP-q5 422/VP-q6 422/VP-q7

G24q-... GX24q-...	2A-500V	T140

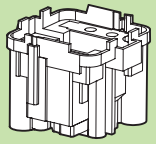

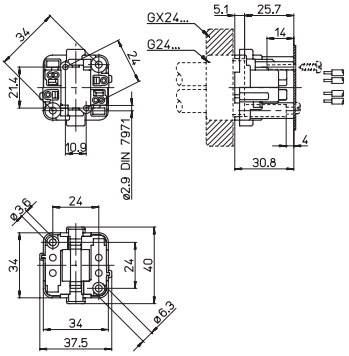

PORTALAMPADE IP20
— Corpo in PBT
— Contatti in bronzo fosforoso

IP20 LAMPHOLDERS
— PBT body
— Phosphor bronze contacts

(660W-600V)

422/VP-q1-q2-q3-q4

0,5-1 | 8-9

422/A-q1-X 422/A-q2-X 422/A-q3-X 422/A-q4-X 422/A-q5-X 422/A-q6-X 422/A-q7-X

G24q-... GX24q-...	2A-500V	T140

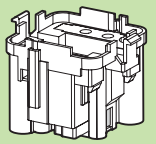

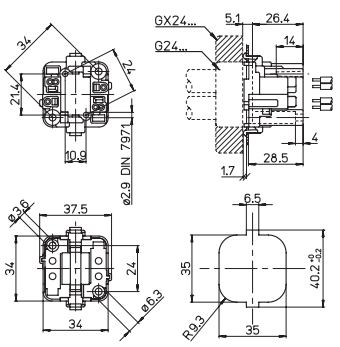

PORTALAMPADE IP20
— Corpo in PBT
— Contatti in bronzo fosforoso

IP20 LAMPHOLDERS
— PBT body
— Phosphor bronze contacts

(660W-600V)

422/A-q1-q2-q3-q4-X

0,6-1 | 0,5-1 | 8-9

422/L-q1 422/L-q2 422/L-q3 422/L-q4 422/L-q5 422/L-q6 422/L-q7

G24q-... GX24q-...	2A-500V	T140

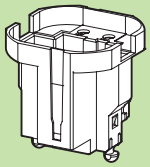

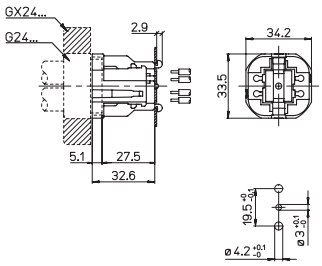

PORTALAMPADE IP20
— Corpo in PBT
— Contatti in bronzo fosforoso

IP20 LAMPHOLDERS
— PBT body
— Phosphor bronze contacts

0,6-1,2 | 0,5-1 | 8-9 | 250V

422/L-q1-T 422/L-q2-T 422/L-q3-T 422/L-q4-T 422/L-q5-T 422/L-q6-T 422/L-q7-T

G24q-... GX24q-...	2A-500V	T140

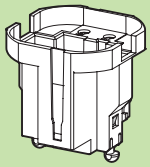

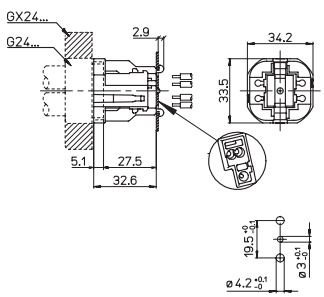

PORTALAMPADE IP20
...-T= con fori di guida per facilitare l'inserimento dei cavetti nei serrafilo

IP20 LAMPHOLDERS
...-T= with guidance holes to make the insertion of the wires into terminals easier

(660W-600V)

0,6-1,2 | 0,5-1 | 10-11 | 250V

422/LD-q1 422/LD-q2 422/LD-q3 422/LD-q4 422/LD-q5 422/LD-q6 422/LD-q7

G24q-... GX24q-...	2A-500V	T140

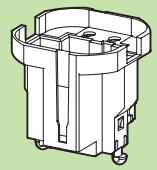

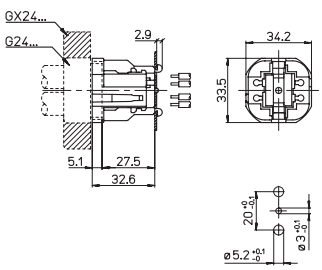

PORTALAMPADE IP20
— Corpo in PBT
— Contatti in bronzo fosforoso

IP20 LAMPHOLDERS
— PBT body
— Phosphor bronze contacts

0,6-1,2 | 0,5-1 | 8-9 | 250V

422/LD-q1-T 422/LD-q2-T 422/LD-q3-T 422/LD-q4-T 422/LD-q5-T 422/LD-q6-T 422/LD-q7-T

G24q-... GX24q-...	2A-500V	T140

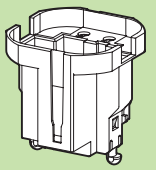

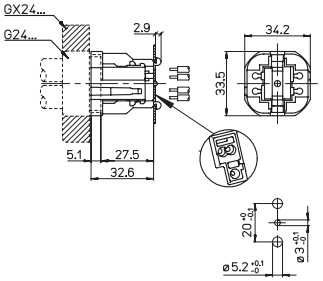

PORTALAMPADE IP20
...-T= con fori di guida per facilitare l'inserimento dei cavetti nei serrafilo

IP20 LAMPHOLDERS
...-T= with guidance holes to make the insertion of the wires into terminals easier

(660W-600V)

0,6-1,2 | 0,5-1 | 10-11 | 250V

423/V-q1 423/V-q2 423/V-q3 423/V-q4 423/V-q5 423/V-q6 423/V-q7

G24q-... GX24q-...	2A-500V	T140

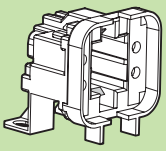

PORTALAMPADE IP20
— Corpo in PBT
— Contatti in bronzo fosforoso

IP20 LAMPHOLDERS
— PBT body
— Phosphor bronze contacts

(660W-600V)

423/V-q1-q2-q3-q4

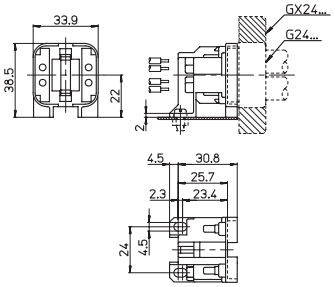

22	mm² 0,5-1	8-9

423/H-q1 423/H-q2 423/H-q3 423/H-q4 423/H-q5 423/H-q6 423/H-q7

G24q-... GX24q-...	2A-500V	T140

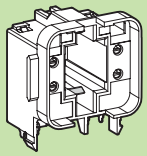

PORTALAMPADE IP20
PER CIRCUITI STAMPATI
— Corpo in PBT
— Contatti in bronzo fosforoso

IP20 LAMPHOLDERS
FOR PRINTED CIRCUITS
— PBT body
— Phosphor bronze contacts

423/H-q1-q2-q3-q4

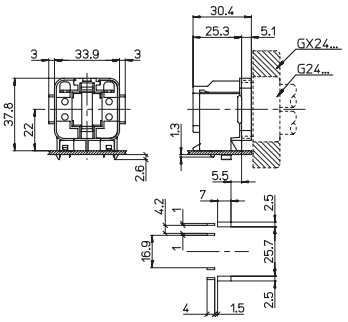

2 max	22

423/BU-q1 423/BU-q2 423/BU-q3 423/BU-q4 423/BU-q5 423/BU-q6 423/BU-q7

G24q-... GX24q-...	2A-500V	T140

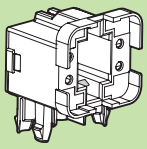

PORTALAMPADE IP20
— Corpo in PBT
— Contatti in bronzo fosforoso

IP20 LAMPHOLDERS
— PBT body
— Phosphor bronze contacts

(660W-600V)

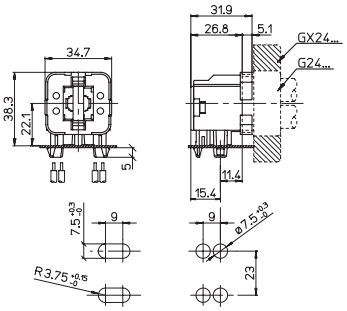

0,6-1	22,1	mm² 0,5-1	9-10	250V

423/L-q1 423/L-q2 423/L-q3 423/L-q4 423/L-q5 423/L-q6 423/L-q7

G24q-... GX24q-...	2A-500V	T140

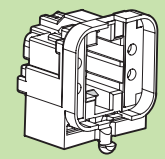

PORTALAMPADE IP20
— Corpo in PBT
— Contatti in bronzo fosforoso

IP20 LAMPHOLDERS
— PBT body
— Phosphor bronze contacts

(660W-600V)

423/L-q1-q2-q3-q4

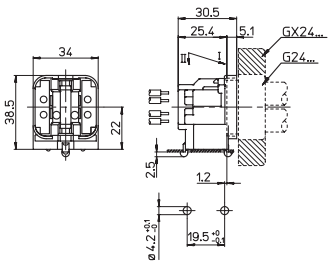

0,6-1,2	22	mm² 0,5-1	8-9

423/LD-q1 423/LD-q2 423/LD-q3 423/LD-q4 423/LD-q5 423/LD-q6 423/LD-q7

G24q-... GX24q-...	2A-500V	T140

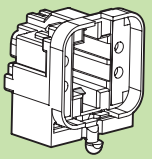

PORTALAMPADE IP20
— Corpo in PBT
— Contatti in bronzo fosforoso

IP20 LAMPHOLDERS
— PBT body
— Phosphor bronze contacts

(660W-600V)

423/LD-q1-q2-q3-q4

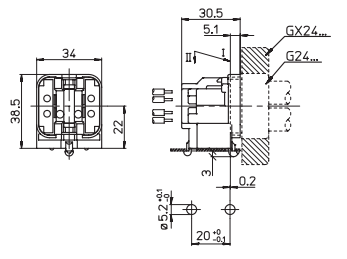

0,6-1,2	22	mm² 0,5-1	8-9

1423/LRZ-q1 1423/LRZ-q2 1423/LRZ-q3 1423/LRZ-q4 1423/LRZ-q5 1423/LRZ-q6 1423/LRZ-q7

G24q-... GX24q-...	2A-500V	T140

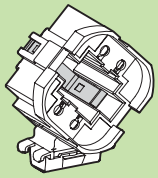

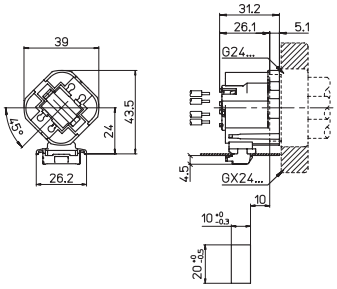

PORTALAMPADE IP20
— Corpo in PBT
— Contatti in bronzo fosforoso

IP20 LAMPHOLDERS
— PBT body
— Phosphor bronze contacts

0,6-1,2	24	0,5-1 mm²	8-9	139

1423/LRZ-q1-T 1423/LRZ-q2-T 1423/LRZ-q3-T 1423/LRZ-q4-T 1423/LRZ-q5-T 1423/LRZ-q6-T 1423/LRZ-q7-T

G24q-... GX24q-...	2A-500V	T140

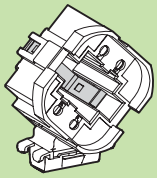

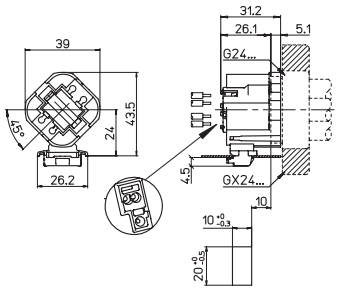

PORTALAMPADE IP20
...-T= con fori di guida per facilitare l'inserimento dei cavetti nei serrafilo

IP20 LAMPHOLDERS
...-T= with guidance holes to make the insertion of the wires into terminals easier

(660W-600V)

0,6-1,2	24	0,5-1 mm²	10-11	139

423/LR-q1 423/LR-q2 423/LR-q3 423/LR-q4 423/LR-q5 423/LR-q6 423/LR-q7

G24q-... GX24q-...	2A-500V	T140

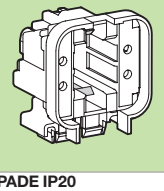

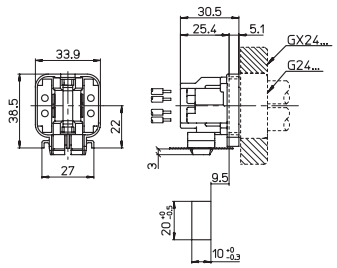

PORTALAMPADE IP20
— Corpo in PBT
— Contatti in bronzo fosforoso

IP20 LAMPHOLDERS
— PBT body
— Phosphor bronze contacts

(660W-600V)

423/LR-q1-q2-q3-q4

0,6-1	22	0,5-1 mm²	8-9

139/V 139/A

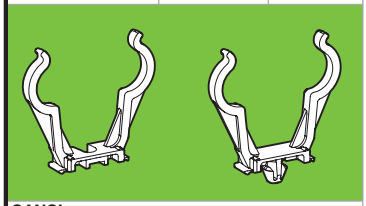

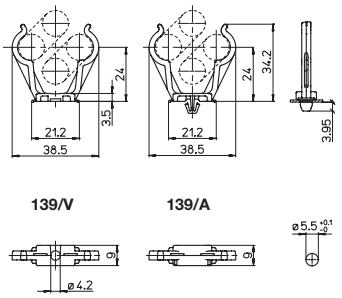

GANCI
in policarbonato trasparente stabilizzato agli UV
— Solo per lampade G24...

CLIPS
in UV resistant transparent polycarbonate
— Only for G24... lamps

139/V 139/A

Per/For: 1423/...

139/V	139/A	0,6-12	24

490 492

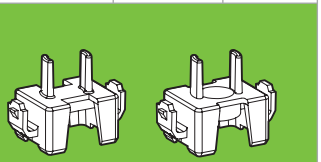

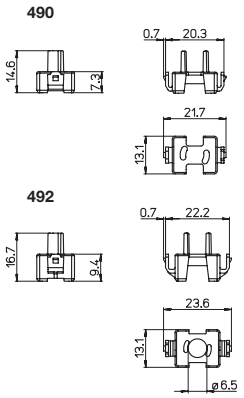

ADATTATORI q5-q6-q7
in PBT
490 per 422/A...-X 422/VP... 423/... 1423/LRZ...
492 per 422/L... 422/LD... 422/V... 1422/...

q5-q6-q7 ADAPTERS
in PBT
490 for 422/A...-X 422/VP... 423/... 1423/LRZ...
492 for 422/L... 422/LD... 422/V... 1422/...

GX24q-1+490/492= GX24q-5
GX24q-2+490/492= GX24q-6
GX24q-3+490/492= GX24q-7

12c

A.A.G. STUCCHI

422/V-q3-4

G24q-3-4 GX24q-3-4	2A-500V	T140

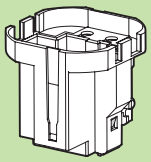

PORTALAMPADE MULTICHIAVE IP20
solo con reattori elettronici multipotenza
— Corpo in PBT
— Basculante con supporto art. S-422-V/3
IP20 MULTI-KEYS LAMPHOLDER
with multipower electronic ballasts only
— PBT body
— Swivelling with bracket art. S-422-V/3

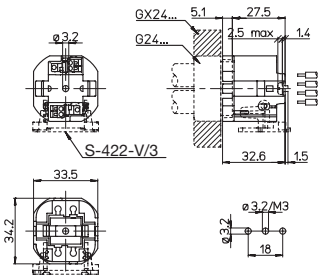

422/V-q3-4	G24q-3/GX24q-3 G24q-4/GX24q-4

mm²				
		0,5-1	8-9	250V
S-422-V/3				

422/V-q3-4-T

G24q-3-4 GX24q-3-4	2A-500V	T140

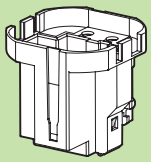

PORTALAMPADE MULTICHIAVE IP20
solo con reattori elettronici multipotenza
...-T= con fori di guida per facilitare l'inserimento dei cavetti nei serrafilo
IP20 MULTI-KEYS LAMPHOLDER
with multipower electronic ballasts only
...-T= with guidance holes to make the insertion of the wires into terminals easier

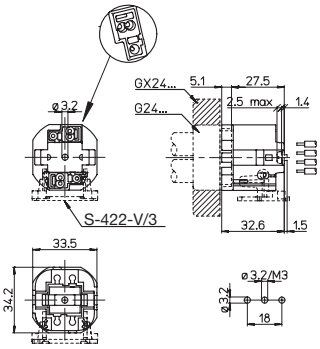

422/V-q3-4-T	G24q-3/GX24q-3 G24q-4/GX24q-4

mm²				
		0,5-1	10-11	250V
S-422-V/3				

1422/V-q3-4

G24q-3-4 GX24q-3-4	2A-500V	T140

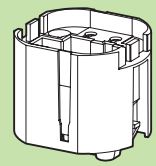

PORTALAMPADE MULTICHIAVE IP20
solo con reattori elettronici multipotenza
— Con piolini posteriori antirotazione
— Corpo in PBT — Contatti in bronzo fosforoso
IP20 MULTI-KEYS LAMPHOLDER
with multipower electronic ballasts only
— With rear anti-rotation pins
— PBT body — Phosphor bronze contacts

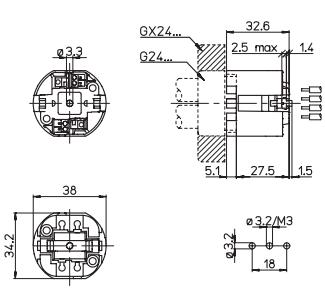

1422/V-q3-4	G24q-3/GX24q-3 G24q-4/GX24q-4

mm²				
		0,5-1	8-9	250V
V381/...				

1422/V-q3-4-T

G24q-3-4 GX24q-3-4	2A-500V	T140

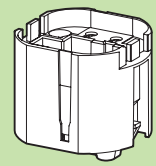

PORTALAMPADE MULTICHIAVE IP20
solo con reattori elettronici multipotenza
...-T= con fori di guida per facilitare l'inserimento dei cavetti nei serrafilo
IP20 MULTI-KEYS LAMPHOLDER
with multipower electronic ballasts only
...-T= with guidance holes to make the insertion of the wires into terminals easier

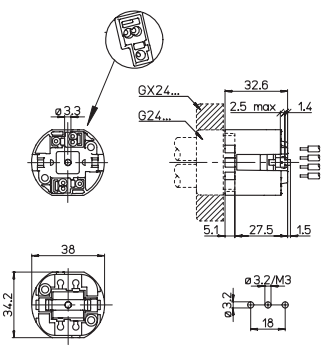

1422/V-q3-4-T	G24q-3/GX24q-3 G24q-4/GX24q-4

mm²				
		0,5-1	10-11	250V
V381/...				

S-422-V/3

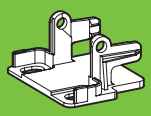

SUPPORTO
— Corpo in PBT
— Per portalampade basculante 422/V...

BRACKET
— PBT body
— For swivelling lampholder 422/V...

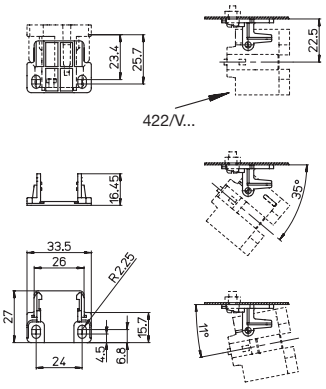

Con/With: 422/V...

V5011/q3-4

G24q-3-4 GX24q-3-4	2A-250V	T140

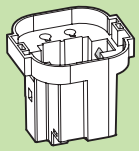

PORTALAMPADE MULTICHIAVE IP20
solo con reattori elettronici multipotenza
— Con piolini posteriori antirotazione
— Corpo in PBT — Contatti in bronzo fosforoso
IP20 MULTI-KEYS LAMPHOLDER
with multipower electronic ballasts only
— With rear anti-rotation pins
— PBT body — Phosphor bronze contacts

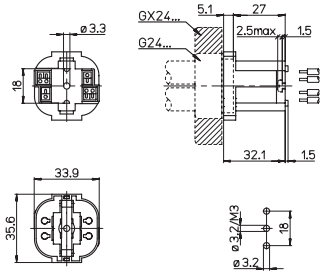

V5011/q3-4	G24q-3/GX24q-3 G24q-4/GX24q-4

0,5-1 mm² | 8

V5013/q3-4

G24q-3-4 GX24q-3-4	2A-250V	T140

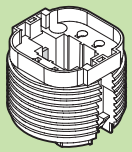

PORTALAMPADE MULTICHIAVE IP20
solo con reattori elettronici multipotenza
— Corpo in PBT
— Contatti in bronzo fosforoso
IP20 MULTI-KEYS LAMPHOLDER
with multipower electronic ballasts only
— PBT body
— Phosphor bronze contacts

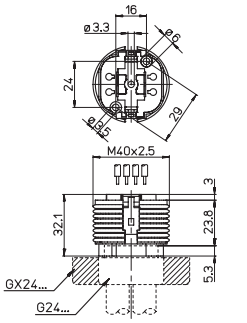

V5013/q3-4	G24q-3/GX24q-3 G24q-4/GX24q-4

0,5-1 mm² | 8 | V381/... | V276 V277

V5013/P/q3-4

G24q-3-4 GX24q-3-4	2A-250V	T140

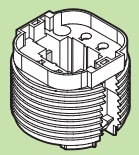

PORTALAMPADE MULTICHIAVE IP20
solo con reattori elettronici multipotenza
.../P= con piolini posteriori antirotazione
— Corpo in PBT — Contatti in bronzo fosforoso
IP20 MULTI-KEYS LAMPHOLDER
with multipower electronic ballasts only
.../P= con rear anti-rotation pins
— PBT body — Phosphor bronze contacts

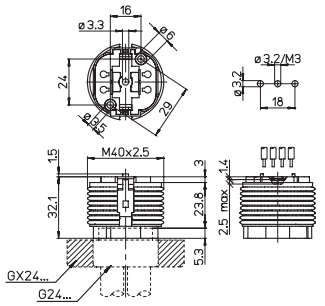

V5013/P/q3-4	G24q-3/GX24q-3 G24q-4/GX24q-4

0,5-1 mm² | 8 | V381/... | V276 V277

V276/B V277/B

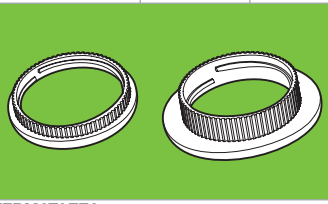

FERMATAZZA
in PET bianco

SHADE RINGS
in white PET

V276/B **V277/B**

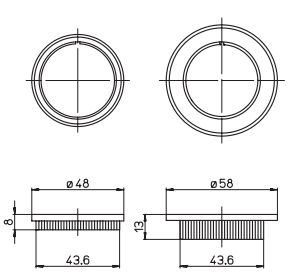

Per/For: V5013/...

V381 V381/G V381/R



CAPPELLOTTI A SCATTO in PBT
con inserto in metallo filettato M10x1
.../G= con foro filettato M10x1
.../R= con foro ø10,2 mm
SNAP-ON CAPS in PBT
with M10x1 threaded metal insert
.../G= with M10x1 threaded hole
.../R= with ø10,2 mm hole

V381

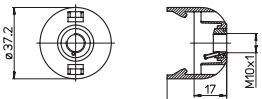

V381/G

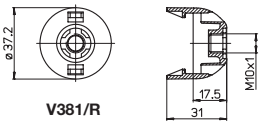

V381/R

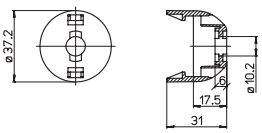

Per/For: 1422/... V5013/...

422/VP-q3-4

G24q-3-4 GX24q-3-4	2A-500V	T140

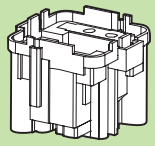

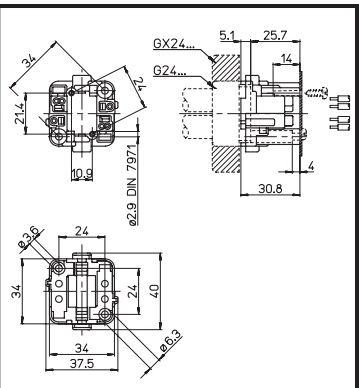

PORTALAMPADE MULTICHIAVE IP20
solo con reattori elettronici multipotenza
— Corpo in PBT
— Contatti in bronzo fosforoso
IP20 MULTI-KEYS LAMPHOLDER
with multipower electronic ballasts only
— PBT body
— Phosphor bronze contacts

422/VP-q3-4	G24q-3/GX24q-3 G24q-4/GX24q-4

(660W-600V)

mm² 0,5-1 | 8-9

1422/VI-q3-4

G24q-3-4 GX24q-3-4	2A-500V	T140

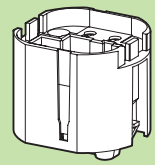

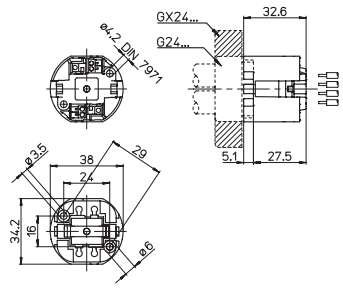

PORTALAMPADE MULTICHIAVE IP20
solo con reattori elettronici multipotenza
— Corpo in PBT
— Contatti in bronzo fosforoso
IP20 MULTI-KEYS LAMPHOLDER
with multipower electronic ballasts only
— PBT body
— Phosphor bronze contacts

1422/VI-q3-4	G24q-3/GX24q-3 G24q-4/GX24q-4

mm² 0,5-1 | 8-9 | 250V | V381/...

1422/VI-q3-4-T

G24q-3-4 GX24q-3-4	2A-500V	T140

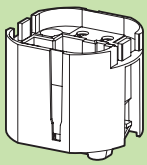

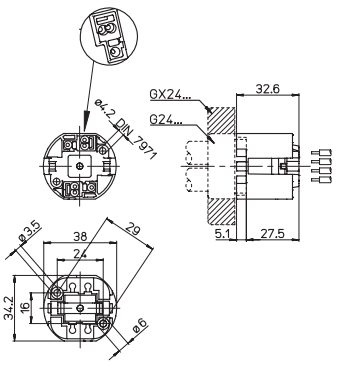

PORTALAMPADE MULTICHIAVE IP20
solo con reattori elettronici multipotenza
...-T= con fori di guida per facilitare l'inserimento dei cavetti nei serrafilo
IP20 MULTI-KEYS LAMPHOLDER
with multipower electronic ballasts only
...-T= with guidance holes to make the insertion of the wires into terminals easier

1422/VI-q3-4-T	G24q-3/GX24q-3 G24q-4/GX24q-4

(660W-600V)

mm² 0,5-1 | 10-11 | 250V | V381/...

422/A-q3-4-X

G24q-3-4 GX24q-3-4	2A-500V	T140

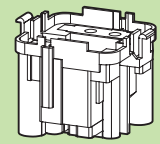

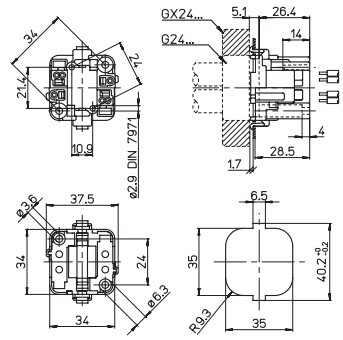

PORTALAMPADE MULTICHIAVE IP20
solo con reattori elettronici multipotenza
— Corpo in PBT
— Contatti in bronzo fosforoso
IP20 MULTI-KEYS LAMPHOLDER
with multipower electronic ballasts only
— PBT body
— Phosphor bronze contacts

422/A-q3-4-X	G24q-3/GX24q-3 G24q-4/GX24q-4

(660W-600V)

0,6-1 | mm² 0,5-1 | 8-9

139/V 139/A

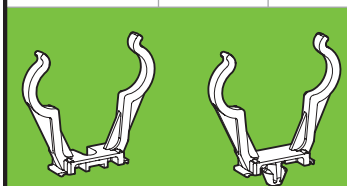

GANCI
in policarbonato trasparente stabilizzato agli UV
— Solo per lampade G24...

CLIPS
in UV resistant transparent polycarbonate
— Only for G24... lamps

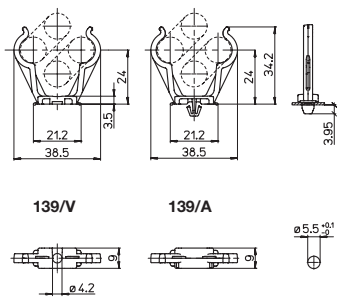

Per/For: 1423/...

139/V | 139/A | 0,6-12 | 24

422/L-q3-4

G24q-3-4 GX24q-3-4	2A-500V	T140

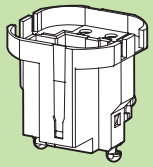

PORTALAMPADE MULTICHIAVE IP20
solo con reattori elettronici multipotenza
— Corpo in PBT
— Contatti in bronzo fosforoso
IP20 MULTI-KEYS LAMPHOLDER
with multipower electronic ballasts only
— PBT body
— Phosphor bronze contacts

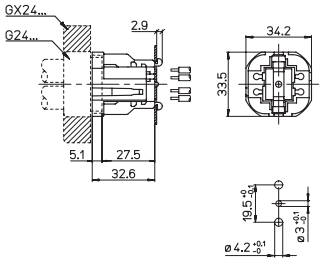

423/L-q3-4	G24q-3/GX24q-3 G24q-4/GX24q-4

0,6-1,2		mm² 0,5-1	8-9	250V

422/L-q3-4-T

G24q-3-4 GX24q-3-4	2A-500V	T140

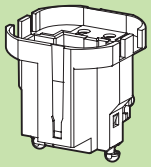

PORTALAMPADE MULTICHIAVE IP20
solo con reattori elettronici multipotenza
...-T= con fori di guida per facilitare l'inserimento dei cavetti nei serrafilo
IP20 MULTI-KEYS LAMPHOLDER
with multipower electronic ballasts only
...-T= with guidance holes to make the insertion of the wires into terminals easier

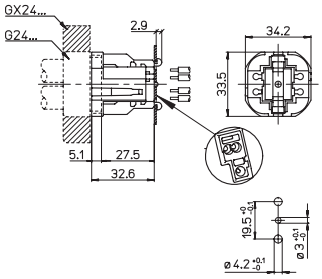

422/L-q3-4-T	G24q-3/GX24q-3 G24q-4/GX24q-4

0,6-1,2		mm² 0,5-1	10-11	250V

422/LD-q3-4

G24q-3-4 GX24q-3-4	2A-500V	T140

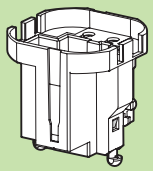

PORTALAMPADE MULTICHIAVE IP20
solo con reattori elettronici multipotenza
— Corpo in PBT
— Contatti in bronzo fosforoso
IP20 MULTI-KEYS LAMPHOLDER
with multipower electronic ballasts only
— PBT body
— Phosphor bronze contacts

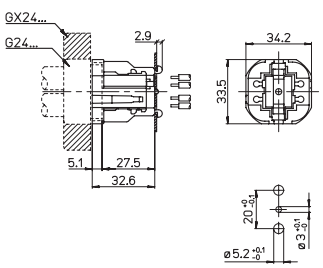

422/LD-q3-4	G24q-3/GX24q-3 G24q-4/GX24q-4

0,6-1,2		mm² 0,5-1	8-9	250V

422/LD-q3-4-T

G24q-3-4 GX24q-3-4	2A-500V	T140

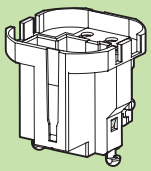

PORTALAMPADE MULTICHIAVE IP20
solo con reattori elettronici multipotenza
...-T= con fori di guida per facilitare l'inserimento dei cavetti nei serrafilo
IP20 MULTI-KEYS LAMPHOLDER
with multipower electronic ballasts only
...-T= with guidance holes to make the insertion of the wires into terminals easier

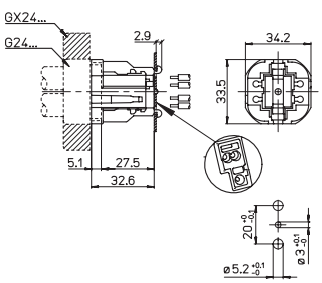

422/LD-q3-4-T	G24q-3/GX24q-3 G24q-4/GX24q-4

0,6-1,2		mm² 0,5-1	10-11	250V

423/V-q3-4

G24q-3-4 GX24q-3-4	2A-500V	T140

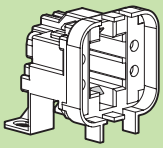

PORTALAMPADE MULTICHIAVE IP20
solo con reattori elettronici multipotenza
— Corpo in PBT
— Contatti in bronzo fosforoso
IP20 MULTI-KEYS LAMPHOLDER
with multipower electronic ballasts only
— PBT body
— Phosphor bronze contacts

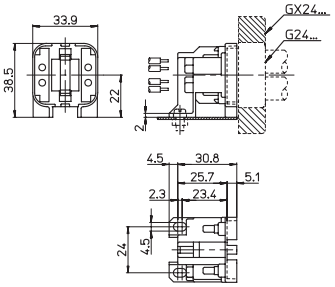

423/V-q3-4	G24q-3/GX24q-3 G24q-4/GX24q-4

22		mm² 0,5-1	8-9

423/BU-q3-4

G24q-3-4 GX24q-3-4	2A-500V	T140

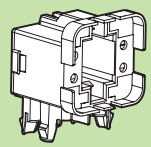

PORTALAMPADE MULTICHIAVE IP20
solo con reattori elettronici multipotenza
— Corpo in PBT
— Contatti in bronzo fosforoso
IP20 MULTI-KEYS LAMPHOLDER
with multipower electronic ballasts only
— PBT body
— Phosphor bronze contacts

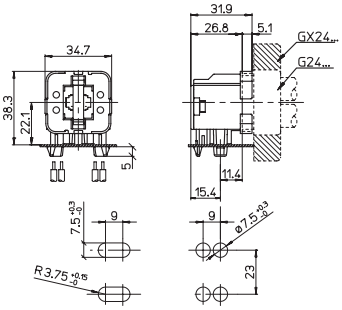

423/BU-q3-4	G24q-3/GX24q-3 G24q-4/GX24q-4

0,6-1	22,1		mm² 0,5-1	9-10	250V

423/L-q3-4

G24q-3-4 GX24q-3-4	2A-500V	T140

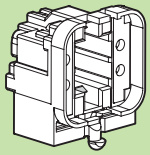

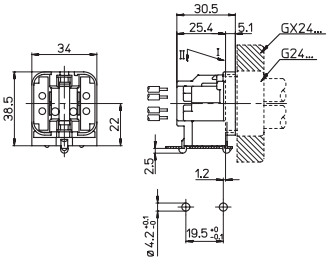

PORTALAMPADE MULTICHIAVE IP20
solo con reattori elettronici multipotenza
— Corpo in PBT
— Contatti in bronzo fosforoso
IP20 MULTI-KEYS LAMPHOLDER
with multipower electronic ballasts only
— PBT body
— Phosphor bronze contacts

423/L-q3-4	G24q-3/GX24q-3 G24q-4/GX24q-4

(660W-600V)

0,6-1,2	22	mm² 0,5-1	8-9

423/LD-q3-4

G24q-3-4 GX24q-3-4	2A-500V	T140

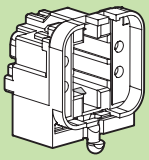

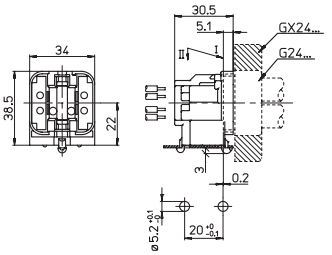

PORTALAMPADE MULTICHIAVE IP20
solo con reattori elettronici multipotenza
— Corpo in PBT
— Contatti in bronzo fosforoso
IP20 MULTI-KEYS LAMPHOLDER
with multipower electronic ballasts only
— PBT body
— Phosphor bronze contacts

423/LD-q3-4	G24q-3/GX24q-3 G24q-4/GX24q-4

(660W-600V)

0,6-1,2	22	mm² 0,5-1	8-9

1423/LRZ-q3-4

G24q-3-4 GX24q-3-4	2A-500V	T140

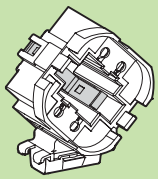

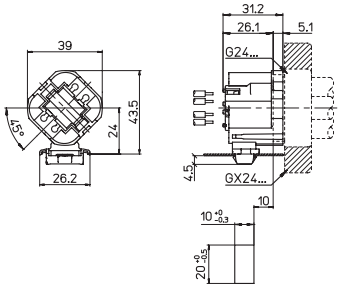

PORTALAMPADE MULTICHIAVE IP20
solo con reattori elettronici multipotenza
— Corpo in PBT
— Contatti in bronzo fosforoso
IP20 MULTI-KEYS LAMPHOLDER
with multipower electronic ballasts only
— PBT body
— Phosphor bronze contacts

1423/LRZ-q3-4	G24q-3/GX24q-3 G24q-4/GX24q-4

(660W-600V)

0,6-1,2	24	mm² 0,5-1	8-9	139

1423/LRZ-q3-4-T

G24q-3-4 GX24q-3-4	2A-500V	T140

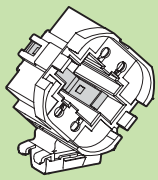

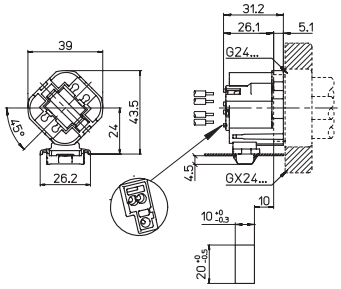

PORTALAMPADE MULTICHIAVE IP20
solo con reattori elettronici multipotenza
...-T= con fori di guida per facilitare l'inserimento dei cavetti nei serrafilo
IP20 MULTI-KEYS LAMPHOLDER
with multipower electronic ballasts only
...-T= with guidance holes to make the insertion of the wires into terminals easier

1423/LRZ-q3-4-T	G24q-3/GX24q-3 G24q-4/GX24q-4

(660W-600V)

0,6-1,2	24	mm² 0,5-1	10-11	139

423/LR-q3-4

G24q-3-4 GX24q-3-4	2A-500V	T140

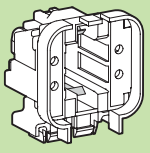

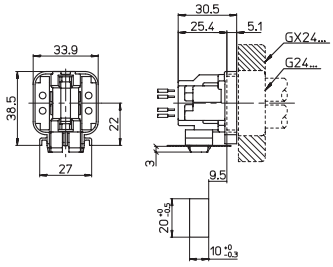

PORTALAMPADE MULTICHIAVE IP20
solo con reattori elettronici multipotenza
— Corpo in PBT
— Contatti in bronzo fosforoso
IP20 MULTI-KEYS LAMPHOLDER
with multipower electronic ballasts only
— PBT body
— Phosphor bronze contacts

423/LR-q3-4	G24q-3/GX24q-3 G24q-4/GX24q-4

(660W-600V)

0,6-1	22	mm² 0,5-1	8-9

423/H-q3-4

G24q-3-4 GX24q-3-4	2A-500V	T140

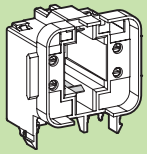

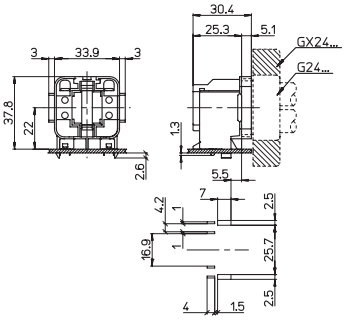

PORTALAMPADE MULTICHIAVE
PER CIRCUITI STAMPATI
Solo con reattori elettronici multipotenza
— Corpo in PBT
MULTI-KEYS LAMPHOLDER
FOR PRINTED CIRCUITS
with multipower electronic ballasts only
— PBT body

423/H-q3-4	G24q-3/GX24q-3 G24q-4/GX24q-4

2 max	22

EN 60400
IEC 60400

A.A.G. STUCCHI

13

PORTASTARTER
STARTERHOLDERS

STARTERS

Per accendere le lampade fluorescenti che funzionano con un alimentatore elettromagnetico, è necessario l'impiego di uno starter. Esso può essere di tipo standard, con disinserimento automatico/elettronico o completamente elettronico.
Lo starter di tipo standard obbliga l'utilizzatore ad un pronto intervento di sostituzione della lampada in via di esaurimento per evitare pericolosi surriscaldamenti.
Lo starter con disinserimento automatico o elettronico blocca i persistenti tentativi di accensione che si verificano quando la lampada è in via di esaurimento, interrompendo il circuito.
Lo starter completamente elettronico accende molto più rapidamente la lampada e preserva l'impianto da pericolosi surriscaldamenti, bloccando i persistenti tentativi di accensione che si verificano quando la lampada è in via di esaurimento.

PORTASTARTER CON PIOLO CENTRALE .../P

I portastarter con piolo centrale sono idonei per essere utilizzati negli apparecchi d'illuminazione con isolamento in classe II.

PORTASTARTER PER CIRCUITI STAMPATI

Sono disponibili portastarter provvisti di lamelle che fuoriescono dal corpo in modo da poter essere saldate alle piste del circuito stampato.

DISTANZIATORE

Il distanziatore è un dispositivo sul quale viene montato un portastarter per consentire che, dopo il fissaggio all'apparecchi d'illuminazione, lo starter ne fuoriesca solo parzialmente e possa così essere facilmente sostituito.

DISTANZIATORE, TAPPO E GUARNIZIONE PROTETTI

E' disponibile il distanziatore protetto S-785/1 che avvitato al tappo S-785/2 garantisce il grado di protezione dell'apparecchio.
Tra la lamiera di fissaggio ed il tappo può essere inserita la guarnizione in silicone S-785/111 per assicurare un maggior grado di protezione.

TEMPERATURA "T..." ASSEGNATA AI PORTASTARTER

Nella scelta dei portastarter per la realizzazione degli apparecchi di illuminazione non si deve sottovalutare la temperatura sviluppata dalle diverse fonti di calore, quali la lampada, l'alimentatore e la corrente che lo attraversa. Per cui è indispensabile assicurarsi che:

1 L'apparecchio sia in grado di smaltire il calore in esso contenuto.
2 La temperatura massima raggiunta nell'apparecchio non superi mai la "**T...**" assegnata ai suoi componenti perché potrebbe essere causa di pericolo e di danni.
3 I portastarter che non hanno una "**T...**" assegnata (par. 17.1 "test A" delle norme EN/IEC 60400) possono funzionare ad una temperatura max. di 80 °C.

STARTERS

The use of a starter is necessary to strike a fluorescent lamp when an electromagnetic ballast is used. Starters can be standard, with automatic or electronic switching off or fully electronic type.

Standard starters require a prompt lamp replacement to prevent dangerous luminaire overheating at the end of lamp life.

Starters with automatic or electronic switch off are able to prevent the continuous attempts to strike a dead lamp.

Electronic starters quickly strike the lamp and also prevent the luminaire overheating at the end of lamp life by not continuously attempting to strike a dead lamp and thus causing the starterholder and possibly the lampholder to melt.

STARTERHOLDERS WITH CENTRAL PIN .../P

Starterholders with central pin are suitable to be used in class II insulated luminaires

STARTERHOLDERS FOR PRINTED CIRCUITS

Starterholders provided with tabs, protruding from the body, are available for direct soldering into printed circuits boards.

SPACING COLLAR

The spacing collar is a device on which a starterholder can be mounted to allow that, after the fixing to the luminaire, the starter partially protrudes and can be easily replaced.

PROTECTED SPACING COLLAR, STOPPER AND GASKET

Protected spacing collar S-785/1 is avaialble. It is possible to screw the cover S-785/2 to this spacing collar in order to guarantee the protection degree of the luminaire.
The silicone gasket S-785/111 can be placed between the metal plate and the stopper assuring an higher level of protection to the luminaire.

"T..." TEMPERATURE RATING OF STARTERHOLDERS

When choosing the starterholders to assemble a luminaire it is important not to underestimate the temperature developed by the lamp, the ballast and its associated current.
It is essential to make sure that:

1 The luminaire is able to dissipate the heat it produces.
2 The maximum temperature reached in the luminaire never exceeds the "**T...**" relative to its components because it can be dangerous and can cause damages.
3 The starterholders without a relative "**T...**" (par. 17.1 "test A" of the EN/IEC 60400 standards) can work up to a maximum temperature of 80 °C.

CAVETTI WIRES

Conduttore rigido in Cu - Cavetto in PVC max. 90 °C
Rigid conductor in Cu - Wire in PVC max. 90 °C

CATEGORIA DI SOVRATENSIONE

I portastarter per lampade fluorescenti (EN/IEC 60400) sono conformi alle distanze in aria e superficiali richieste per la categoria di sovratensione II (norme EN/IEC 60664-1).

COLLAUDO FINALE DEGLI APPARECCHI D'ILLUMINAZIONE

La scelta dei componenti e il loro corretto montaggio compete al costruttore dell'apparecchio d'illuminazione che deve anche provvedere al suo collaudo finale per verificarne il buon funzionamento.

LUMINAIRES FINAL TEST

The luminaire manufacturer is responsible for the choice and the correct mounting of the components and he must also carry out a final test on the luminaire to verify its correct operation.

IMPULSE WITHSTAND CATEGORY

Starterholders for fluorescent lamps (EN/IEC 60400) are in accordance with the prescribed creepage distances and clearances for the impulse withstand category II (EN/IEC 60664-1 standards).

A.A.G. STUCCHI

13a

18

2A-250V

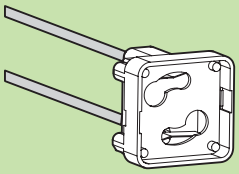

PORTASTARTER IP20
— Corpo in policarbonato
— Contatti in ottone

IP20 STARTERHOLDER
— Polycarbonate body
— Brass contacts

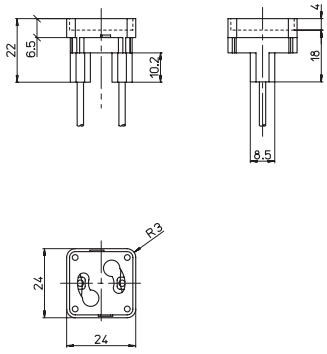

PVC 0,75 | 29,5 cm

16/H 16/HS

2A-250V | T110



PORTASTARTER IP20
PER CIRCUITI STAMPATI
.../HS= con piolino antirotazione
— Corpo in policarbonato

IP20 STARTERHOLDERS
FOR PRINTED CIRCUITS
.../HS= with protection against rotation
— Polycarbonate body

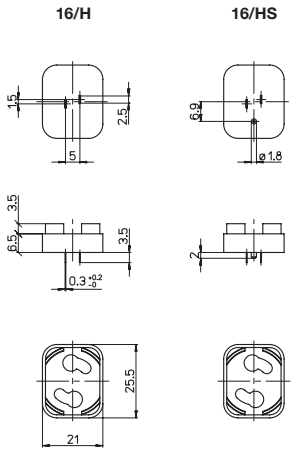

6,5

S-785/1 S-785/2

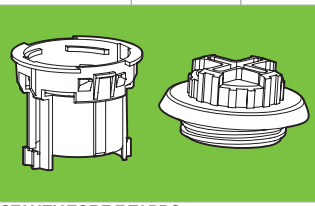

DISTANZIATORE E TAPPO
S-785/1= distanziatore in policarbonato
S-785/2= tappo filettato in PP

SPACING COLLAR AND STOPPER
S-785/1= spacing collar in polycarbonate
S-785/2= stopper in PP

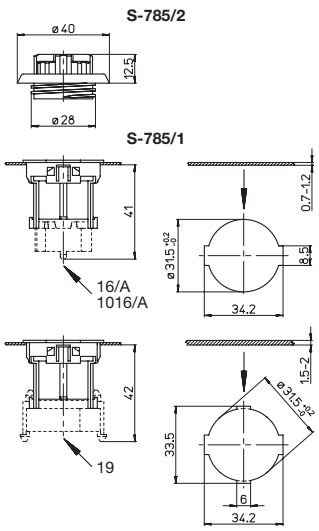

Per/For: 16/A 1016/A 19

0,7-1,2 | 1,5-2 | IP66 IP67 | S-785/111

S-785/111

GUARNIZIONE
in silicone

GASKET
in silicone

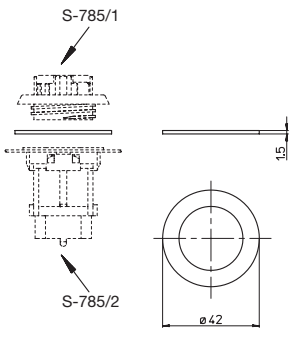

Per/For: S-785/1 S-785/2

16/V
16/VP

2A-250V | T110

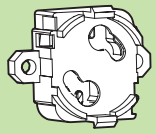

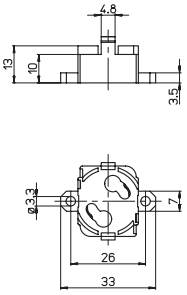

PORTASTARTER IP20
.../P= con piolo centrale per apparecchi in classe II
— Corpo in policarbonato
— Contatti in bronzo fosforoso
IP20 STARTERHOLDERS
.../P= with central pin stop for class II appliances
— Polycarbonate body
— Phosphor bronze contacts

10	0,5-1	8-9	IP40

17/V
17/VP

2A-250V | T110

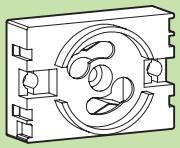

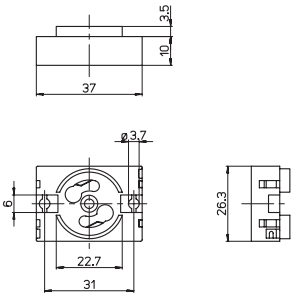

PORTASTARTER IP20
.../P= con piolo centrale per apparecchi in classe II
— Corpo in policarbonato
— Contatti in bronzo fosforoso
IP20 STARTERHOLDERS
.../P= with central pin stop for class II appliances
— Polycarbonate body
— Phosphor bronze contacts

10	0,5-1	8-9	IP40

111 111/AU

2A-250V

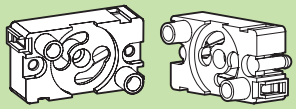

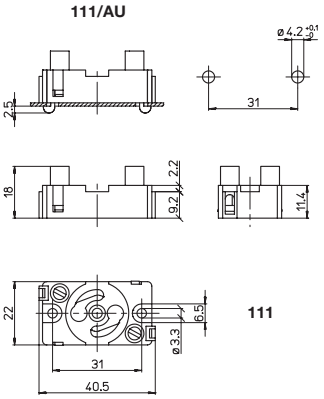

PORTASTARTER IP20
— Corpo in policarbonato
— Contatti in ottone

IP20 STARTERHOLDERS
— Polycarbonate body
— Brass contacts

111	111/AU	1,2 max	9,2		0,5-1,5	0,5-1,5	8-9

110/O
110/F

2A-250V

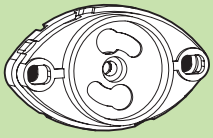

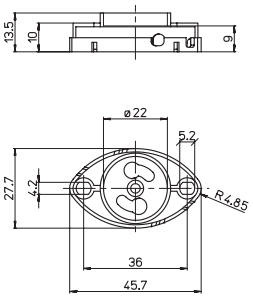

PORTASTARTER IP20
.../O= Contatti in ottone
.../F= Contatti in acciaio zincato
— Corpo in poliammide
IP20 STARTERHOLDERS
.../O= Brass contacts
.../F= Zinc plated steel contacts
— Polyamide body

9		0,5-1,5	0,5-1,5	8-9

1017/V
1017/VP

2A-250V | T110

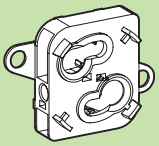

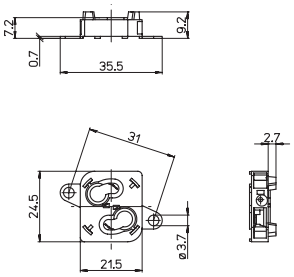

PORTASTARTER IP20
.../P= con piolo centrale per apparecchi in classe II
— Corpo in policarbonato
— Contatti in bronzo fosforoso
IP20 STARTERHOLDERS
.../P= with central pin stop for class II appliances
— Polycarbonate body
— Phosphor bronze contacts

(660W-250V)

7,2	0,5-1	8-9	IP40

20

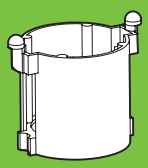

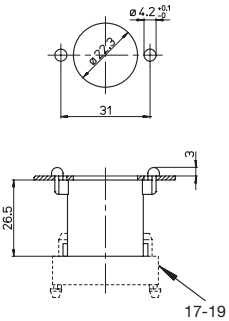

DISTANZIATORE
in policarbonato
— Fissaggio automatico al portastarter

SPACING COLLAR
in polycarbonate
— Automatic clamping to starterholder

Per/For: 17 19

1,2 max

17
17/S
17/P

2A-250V | T110

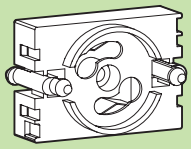

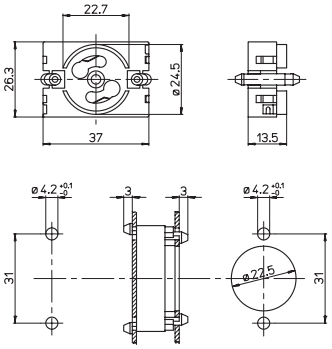

PORTASTARTER IP20
.../P= con piolo centrale per apparecchi in classe II
— Corpo in policarbonato
— Contatti in bronzo fosforoso
IP20 STARTERHOLDERS
.../P= with central pin stop for class II appliances
— Polycarbonate body
— Phosphor bronze contacts

1,2 max	10		mm² 0,5-1	8-9	IP40	IP50 17/S	20

19

2A-250V | T110



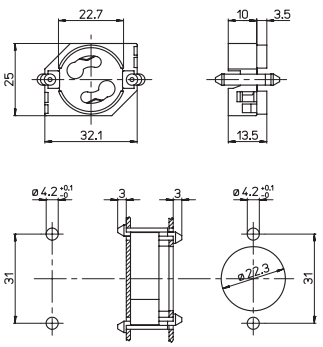

PORTASTARTER IP20
— Corpo in policarbonato
— Contatti in bronzo fosforoso

IP20 STARTERHOLDER
— Polycarbonate body
— Phosphor bronze contacts

1,2 max	10		mm² 0,5-1	9-10	IP40	20	S-785/...

16/AL
16/ALP
16/ALD

2A-250V | T110

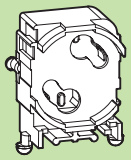

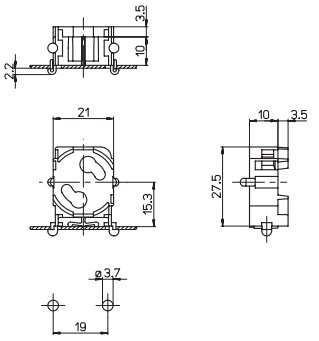

PORTASTARTER IP20
.../P= con piolo centrale per apparecchi in classe II
16/ALD= per cablaggio automatico
— Corpo in policarbonato
IP20 STARTERHOLDERS
.../P= with central pin stop for class II appliances
16/ALD= for automatic wiring
— Polycarbonate body

0,6-1,2	10		mm² 0,5-1	8-9	IP40		

16/L
16/LP

2A-250V | T110

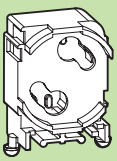

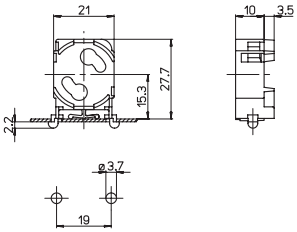

PORTASTARTER IP20
.../P= con piolo centrale per apparecchi in classe II
— Corpo in policarbonato
— Contatti in bronzo fosforoso
IP20 STARTERHOLDERS
.../P= with central pin stop for class II appliances
— Polycarbonate body
— Phosphor bronze contacts

0,6-1	10		mm² 0,5-1	8-9	IP40		

16/A
16/AP

2A-250V | T110

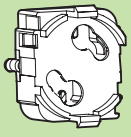

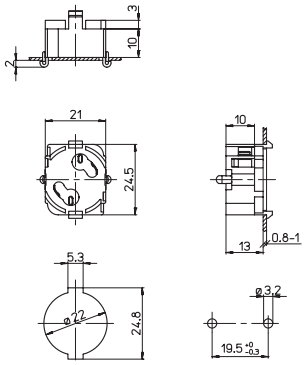

PORTASTARTER IP20
.../P= con piolo centrale per apparecchi in classe II
— Corpo in policarbonato
— Contatti in bronzo fosforoso
IP20 STARTERHOLDERS
.../P= with central pin stop for class II appliances
— Polycarbonate body
— Phosphor bronze contacts

0,6-1,2	10		mm² 0,5-1	8-9	IP40	S-785/...

1016/A
1016/AP

	2A-250V	T110

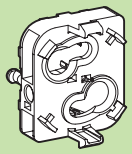

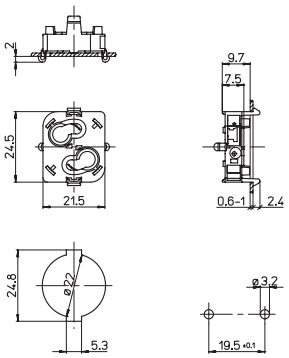

PORTASTARTER IP20
.../P= con piolo centrale per apparecchi in classe II
— Corpo in policarbonato
— Contatti in bronzo fosforoso
IP20 STARTERHOLDERS
.../P= with central pin stop for class II appliances
— Polycarbonate body
— Phosphor bronze contacts

(660W-250V)

0,6-1,2	7,5		mm² 0,5-1	8-9	IP40	S-785/...

1019
1019/P

	2A-250V	T110

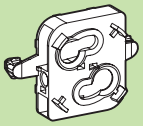

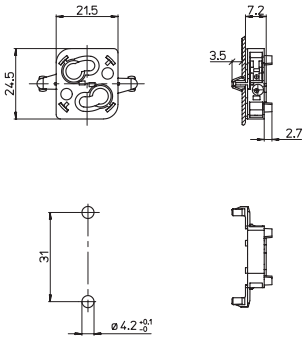

PORTASTARTER IP20
.../P= con piolo centrale per apparecchi in classe II
— Corpo in policarbonato
— Contatti in bronzo fosforoso
IP20 STARTERHOLDERS
.../P= with central pin stop for class II appliances
— Polycarbonate body
— Phosphor bronze contacts

(660W-250V)

0,6-1,2	7,2		mm² 0,5-1	8-9	IP40

11/L 11/AL
11/LP 11/ALP

	2A-250V	T110

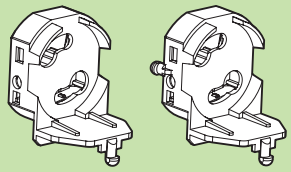

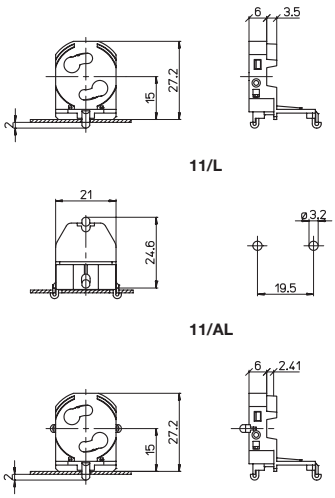

PORTASTARTER IP20
.../P= con piolo centrale per apparecchi in classe II
— Corpo in policarbonato
— Contatti in bronzo fosforoso
IP20 STARTERHOLDERS
.../P= with central pin stop for class II appliances
— Polycarbonate body
— Phosphor bronze contacts

(660W-250V)

0,6-1	6		mm² 0,5-1	8-9	IP40

11/Y
11/YP

	2A-250V	T110

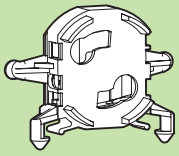

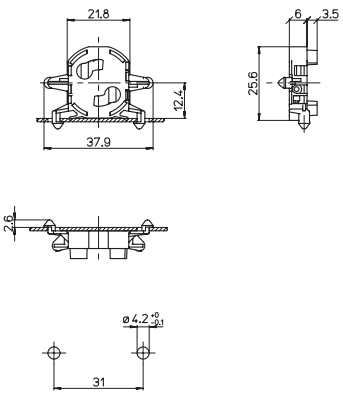

PORTASTARTER IP20
.../P= con piolo centrale per apparecchi in classe II
— Corpo in policarbonato
— Contatti in bronzo fosforoso
IP20 STARTERHOLDERS
.../P= with central pin stop for class II appliances
— Polycarbonate body
— Phosphor bronze contacts

(660W-250V)

0,6-1,2	6		mm² 0,5-1	8-9	IP40

15

	2A-250V	T110

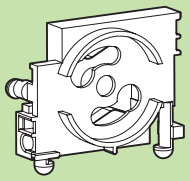

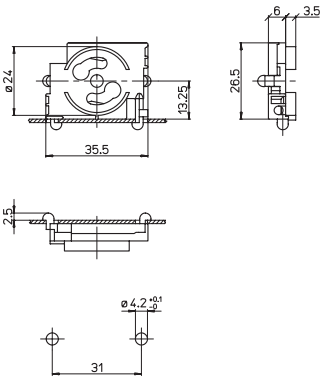

PORTASTARTER IP20
— Corpo in policarbonato
— Contatti in bronzo fosforoso

IP20 STARTERHOLDER
— Polycarbonate body
— Phosphor bronze contacts

1 max	6		mm² 0,5-1	8-9	IP40

A.A.G. STUCCHI

13b

11/X 11/XP

	2A-250V	T110

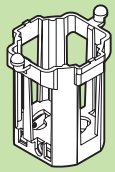

PORTASTARTER IP20
CON DISTANZIATORE
.../P= con piolo centrale per apparecchi in classe II
— Corpo in policarbonato
IP20 STARTERHOLDERS
WITH SPACING COLLAR
.../P= with central pin stop for class II appliances
— Polycarbonate body

(660W-250V)

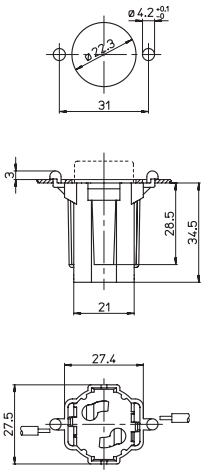

1,2 max		mm² 0,5-1	8-9

12 12/P

	2A-250V	T110

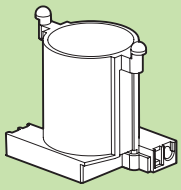

PORTASTARTER IP20
CON DISTANZIATORE
.../P= con piolo centrale per apparecchi in classe II
— Corpo in policarbonato
IP20 STARTERHOLDERS
WITH SPACING COLLAR
.../P= with central pin stop for class II appliances
— Polycarbonate body

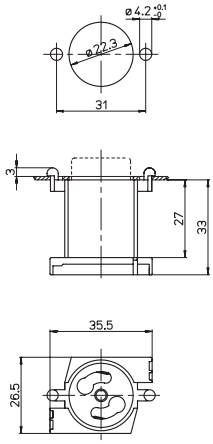

Con/With: 907/... 1901/...

1,2 max		mm² 0,5-1	8-9	IP40

112 112/D 112/P 112/DP

	2A-250V	T100

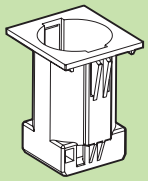

PORTASTARTER IP20
CON DISTANZIATORE
P= Piolo centrale (per apparecchi isolati classe II)
— Corpo in policarbonato
IP20 STARTERHOLDERS
WITH SPACING COLLAR
P= Central pin stop (for class II appliances)
— Polycarbonate body

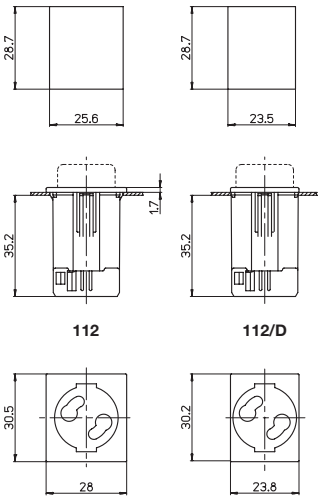

Con/With: 907/... 1901/...

0,8 max		mm² 0,5-1	8-9	IP40

790

	2A-250V	T110

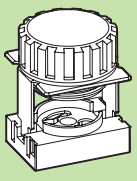

PORTASTARTER PROTETTO 17/V
— Supporto in acciaio da saldare all'armatura
— Tappo in policarbonato
— Guarnizione in neoprene
PROTECTED STARTERHOLDER 17/V
— Steel support to be welded on the luminaire
— Polycarbonate stopper
— Neoprene gasket

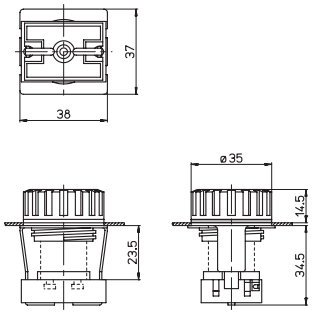

	mm² 0,5-1	8-9

EN 60158-1
IEC 60158-1

INTERRUTTORI UNIPOLARI
SINGLE POLE SWITCHES

V115/BB V116/BB

	2(1)A-250V	T125/T55

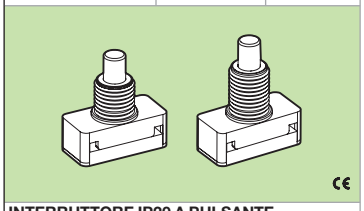

INTERRUTTORE IP20 A PULSANTE
.../BB= bianco
— Corpo e pulsante in poliammide
— Contatti in lega di Cu
IP20 PRESS SWITCHES
.../BB= white
— Polyamide body and button
— Cu alloy contacts

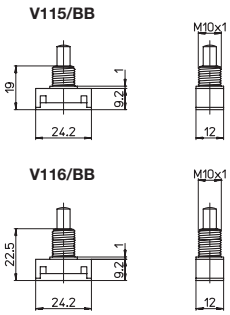

		mm²	mm²		
		0,5-1	7	VI/B	

V135/BB V136/BB

	2(1)A-250V	T125/55

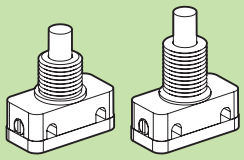

INTERRUTTORI IP20 A PULSANTE
.../BB= bianco
— Corpo e pulsante in poliammide
— Contatti in lega di Cu
IP20 PRESS SWITCHES
.../BB= white
— Polyamide body and button
— Cu alloy contacts

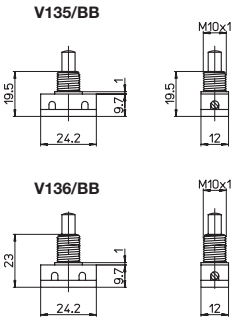

		mm²	mm²		
		0,5-1	0,5-1	7	VI/B

VE63A/BB

	2(2)A-250V	T55

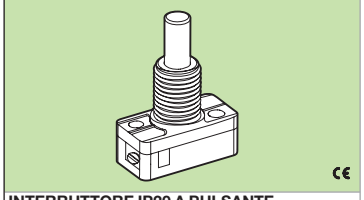

INTERRUTTORE IP20 A PULSANTE
.../BB= bianco
— Corpo e pulsante in poliammide
— Contatti in lega di Cu
IP20 PRESS SWITCH
.../BB= white
— Polyamide body and button
— Cu alloy contacts

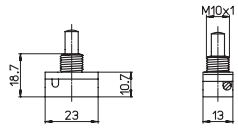

		mm²	mm²		
		0,5-1	0,5-1	7	VI/B

VI/B

CAPPUCCIO FILETTATO DI FERMO
PER INTERRUTORI A PULSANTE
in termoplastico
.../B= bianco
THREADED STOP CAP
FOR PRESS SWITCHES
in thermoplastic material
.../B= white

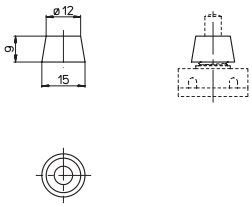

Per/For: V115 V116 V135 V136 VE63A

V200/B

	1(1)A-250V	T125

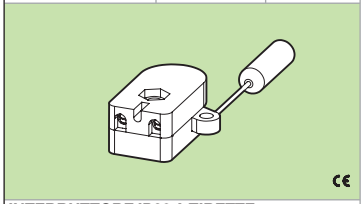

INTERRUTTORE IP20 A TIRETTE
.../B= bianco
— Corpo in poliammide
— Contatto in lega di Cu
IP20 PULL SWITCH WITH CORD
.../B= white
— Polyamide body
— Cu alloy contacts

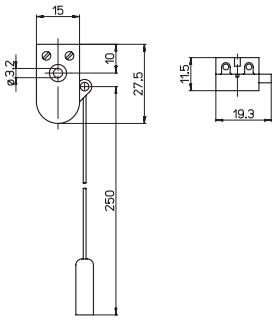

		mm²	mm²		
		0,5-1	0,5-1	7	V327 V328

V327/MT V328/MT

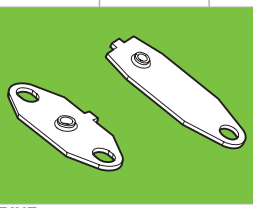

PIASTRINE
in acciaio zincato con vite autoformante

MOUNTING PLATES
in zinc plated steel with thread-forming screw

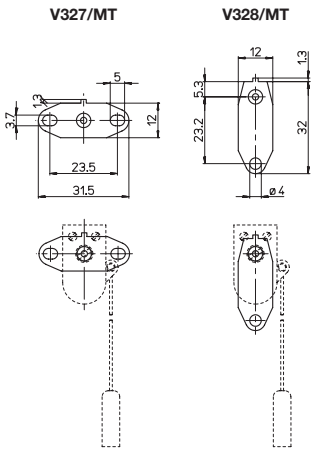

Per/For: V200/B

Significato dei simboli sulla copertina

AAG STUCCHI
Essential for lighting

V144/BB
V144/N

2(1)A-250V | T125

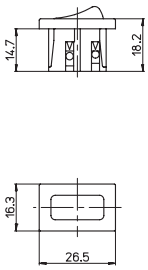

INTERRUTTORI IP20 A BILANCIERE
.../BB= bianco .../N= nero
— Corpo e bilanciere in poliammide
— Contatti in lega di Cu
IP20 ROCKER SWITCHES
.../BB= white .../N= black
— Polyamide body and rocker
— Cu alloy contacts

mm²	mm²	
0,5-1	0,5-1	7

V346

V346

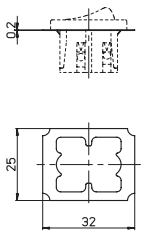

MOLLETTA METALLICA DI FISSAGGIO

METAL SECURING PLATE

Per/For: V144/...

V145/B
V145/N

2(2)A/250V | T140/55

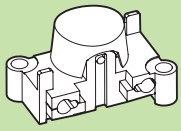

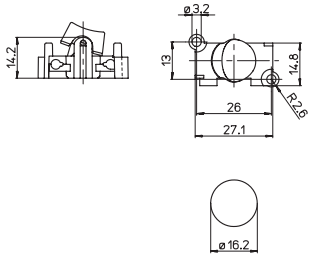

INTERRUTTORI IP20 A BILANCIERE
.../BB= bianco .../N= nero
— Corpo e bilanciere in poliammide
— Contatti in lega di Cu
IP20 ROCKER SWITCHES
.../BB= white .../N= black
— Polyamide body and rocker
— Cu alloy contacts

mm²	mm²	
0,5-1	0,5-1	7

V145/C/B
V145/C/N

2(2)A/250V | T140/55

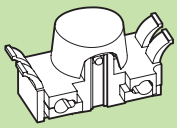

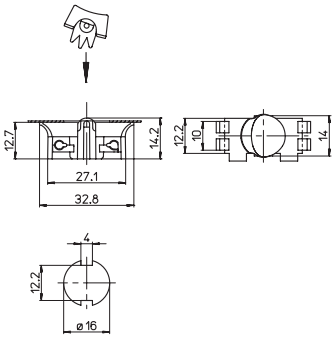

INTERRUTTORI IP20 A BILANCIERE
.../BB= bianco .../N= nero
— Corpo e bilanciere in poliammide
— Contatti in lega di Cu
IP20 ROCKER SWITCHES
.../BB= white .../N= black
— Polyamide body and rocker
— Cu alloy contacts

	mm²	mm²	
0,5-2	0,5-1	0,5-1	7

V565/B
V565/N
V565/P

2(2)A-250V

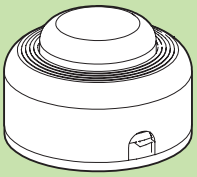

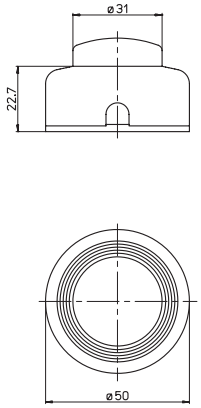

INTERRUTTORI IP20 A PEDALE
.../B= bianco .../N= nero .../P= oro
— Corpo in poliammide
— Contatti in lega di Cu
IP20 FOOT PRESS SWITCHES
.../B= white .../N= black .../P= gold
— Polyamide body
— Cu alloy contacts

	KEMA KEUR	N
	D	FI

mm²	mm²
0,5-1	0,5-1

V1150/BB
V1150/N

2(2)A-250V | T125/55

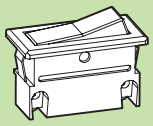

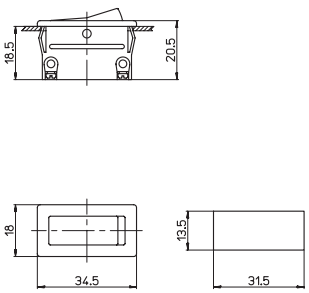

INTERRUTTORI IP20 A BILANCIERE
.../BB= bianco .../N= nero
— Corpo e bilanciere in poliammide
— Contatti in lega di Cu
IP20 ROCKER SWITCHES
.../BB= white .../N= black
— Polyamide body and rocker
— Cu alloy contacts

	mm²	mm²	
0,5-1,5	0,5-1	0,5-1	7

EN 60598
IEC 60598

A.A.G. STUCCHI

15



SEZIONATORI E MORSETTI DI CONNESSIONE

INSULATOR BLOCKS AND CONNECTION TERMINAL BLOCKS

SEZIONATORI

I sezionatori sono dei componenti che consentono una manutenzione rapida e sicura dell'apparecchio d'illuminazione già installato. Sono composti da una parte "presa" alimentata dalla rete e solidale con la parte fissa dell'apparecchio ed una parte "spina" destinata all'interruzione automatica dell'alimentazione. Aprendo l'apparecchio d'illuminazione, la parte "spina" del sezionatore viene disinserita dalla parte "presa", interrompendo così il circuito di alimentazione per consentire la manutenzione in piena sicurezza e rapidità.

TEMPERATURA "T..." ASSEGNATA AI SEZIONATORI

Secondo le norme EN/IEC 60598-1 la temperatura "**T...**" assegnata al sezionatore è la temperatura massima dell'ambiente in cui può essere utilizzato. Per temperatura ambiente si intende quella dell'aria circostante il sezionatore nell'apparecchio di illuminazione.

Il sezionatore marcato "**T...**" ha superato la prova di resistenza all'invecchiamento a "**T...**" + 10 °C per 10 giorni.

N.B. La temperatura di funzionamento dei cavi collegati non deve superare la temperatura ad essi assegnata, quindi può rappresentare un limite per l'apparecchio d'illuminazione.
Si consiglia di aggraffare una fascetta o puntalino sull'estremità spelata dei conduttori flessibili quando si utilizzano nei morsetti a vite dei sezionatori.

DISPOSITIVI DI INTERRUZIONE

I dispositivi di interruzione sono componenti che consentono una manutenzione rapida e sicura dell'apparecchio di illuminazione già installato. Sono composti da una parte "presa", solidale con la parte fissa dell'apparecchio, collegata al circuito di un relè, posto al di fuori dell'apparecchio, e da una parte "spina" che, inserendosi nella parte "presa", ne cortocircuita i contatti. Aprendo l'apparecchio d'illuminazione, la parte "spina" viene disinserita dalla parte "presa" interrompendo il circuito del relè e di conseguenza il circuito di alimentazione per consentire la manutenzione in piena sicurezza e rapidità.

MORSETTI CONNETTORI SPINA/PRESA

I morsetti connettori sono componenti che consentono di montare rapidamente gli apparecchi di illuminazione ad una base già fissata. Sono composti da una parte "presa", solidale ad una base fissata e già collegata alla linea di alimentazione, e da una parte "spina", fissata all'apparecchio di illuminazione e collegata al circuito interno.

TEMPERATURA "T..." ASSEGNATA AI MORSETTI

Secondo le norme EN/IEC 60998-1 la temperatura "**T...**" assegnata al morsetto è la temperatura massima dell'ambiente in cui può essere utilizzato. Per temperatura ambiente si intende quella dell'aria circostante il morsetto nell'apparecchio di illuminazione.

Il morsetto marcato "**T...**" ha superato la prova di resistenza all'invecchiamento a "**T...**" + 30 °C per 168 ore e la prova di resistenza al calore a "**T...**"+ 45 °C per 1 ora.

I morsetti per apparecchi d'illuminazione senza temperatura assegnata devono essere installati in ambienti con temperatura max. di 40 °C.

N.B. La temperatura di funzionamento dei cavi collegati non deve superare la temperatura ad essi assegnata, quindi può rappresentare un limite per l'apparecchio d'illuminazione.

SERRAFILO DEI MORSETTI

I morsetti con entrata/uscita possono avere due tipi di serrafilo:

- a vite: i conduttori sono inseriti in un foro o in un apposito alloggiamento per essere serrati sotto il gambo della vite per mezzo di un cacciavite. A questi tipi di terminali possono essere collegati sia cavi rigidi che flessibili.

- automatico: i conduttori sono inseriti a spinta in uno o più distinti fori ed il collegamento elettrico è garantito da apposite molle che li trattengono. A questo tipo di terminale normalmente si possono collegare solo conduttori rigidi. Il disinserimento del conduttore può avvenire inserendo un cacciavite o altro attrezzo simile nell'apposita fessura presente nella parte superiore dei morsetti e schiacciando la molla interna fino a quando il conduttore viene rilasciato dal terminale.
Nei morsetti con 4 fori, il disinserimento dei conduttori dai 2 fori inferiori avviene per rotazione e trazione.

COLLAUDO FINALE DEGLI APPARECCHI D'ILLUMINAZIONE

La scelta dei componenti e il loro corretto montaggio compete al costruttore dell'apparecchio d'illuminazione che deve anche provvedere al suo collaudo finale per verificarne il buon funzionamento.

INSULATOR BLOCKS

The insulator blocks are components which allow quick and safe maintenance of luminaire when they are still installed. They consist of a "plug" part fed by the supply line and integrated into the fixed part of the luminaire and a "socket" part which is attached to the gear tray and interrupts the supply voltage. When the luminaire is opened, the "plug" part of the insulator block is disconnected from the "socket" part breaking the circuit and ensuring a safe and quick maintenance of the fitting.

"T..." TEMPERATURE RATING OF INSULATOR BLOCKS

According to EN/IEC 60598-1 standards the temperature "**T...**" relating to the insulator block is the maximum ambient temperature in which the terminal block can be used. The ambient temperature is considered to be the temperature of the air surrounding the insulator block in the luminaries.

The insulator block is only marked "**T...**" when it has passed an ageing test, at "**T...**"+10 °C for 10 days.

N.B. The operating temperature of the connecting cables must not exceed their maximum rated value so it can be a limit for the luminaire. A ferrule must be used on the stripped ends when flexible wires are connected to the screw terminals of the insulator blocks

BREAKING DEVICES

The breaking devices are components which allow quick and safe maintenance of luminaries when they are installed.
They consist of a "socket" part which is attached to the gear tray and connected to the circuit of a relay, placed outside the luminaire, and of a "plug" part which, being inserted into the "socket" part, shorts circuit the contacts. When the luminaire is opened , the "plug" is unplugged from the "socket" part to break the relay circuit and, consequently, the supply voltage breaks too, ensuring a safe and quick maintenance of the fitting.

PLUG/SOCKET CONNECTOR TERMINAL BLOCKS

Plug/socket terminal blocks are components which allow to mount quickly luminaires to a base already fixed. They consist of a "socket" part, integrated in a fixed base and already connected to the supply line, and of a "plug" part, integrated into the luminaire and connected to the internal circuit.

"T..." TEMPERATURE RATING OF TERMINAL BLOCKS

According to EN/IEC 60998-1 standards the temperature "**T...**" relating to terminal block is the maximum ambient temperature in which the terminal block can be used. The ambient temperature is considered to be the temperature of the air surrounding the terminal block in the luminaries.

The terminal block is only marked "**T...**" when it has passed an ageing test, at "**T...**"+30 °C for 168 hours, and an elevated temperature test, at "**T...**"+45 °C for 1 hour.

Terminal blocks for lighting appliances without a given temperature rating should not be installed in ambients above 40°C.

N.B. The operating temperature of the connecting cables must not exceed their maximum rated value so it can be a limit for the luminaire.

TERMINALS OF THE TERMINAL BLOCKS

Terminal blocks with input/output sides can have two types of terminals:

- Screw type: the conductors are inserted into a hole or suitable cavity and then are clamped under the screw shank by means of a screwdriver. These terminals can accept either rigid and flexible wires.

- automatic type: the conductors are pushed, without using screws, into one or more separated holes. The electric connection is guarantee by the pressure of suitable springs.
To this type of terminal can only accomodate rigid wires.
Releasing of conductors is achieved by inserting a screwdriver or other similar tool in the upper opening in the terminal blocks, pushing the internal spring until the conductor is released from the terminal.
In the terminals with 4 holes, releasing conductors from the 2 lower holes is achieved by rotation and pulling action.

LUMINAIRES FINAL TEST

The luminaire manufacturer is responsible for the choice and the correct mounting of the components and he must also carry out a final test on the luminaire to verify its correct operation.

A.A.G. STUCCHI

655/TF-55 656

2A-250V

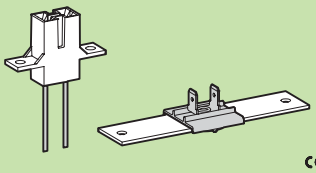

DISPOSITIVI DI INTERRUZIONE
— Corpo in PET
— Contatti in ottone stagnato
— Staffa in acciaio zincato

BREAKING DEVICES
— PET body
— Tinned brass contacts
— Zinc plated steel bracket

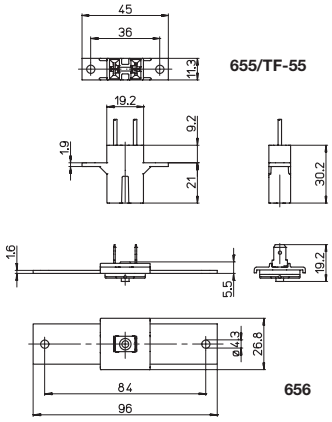

TF 1 — 55 cm

647

2P | 16A-400V | T200

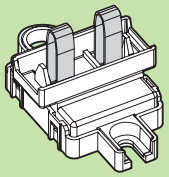

SEZIONATORE SPINA
— Corpo in PET
— Contatti in acciaio stagnato

PLUG FOR INSULATOR BLOCK
— PET body
— Tin plated steel contacts

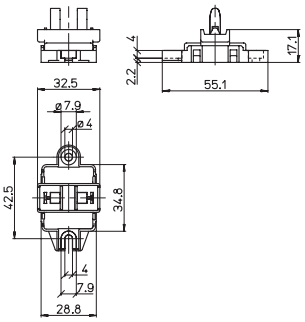

Con/With: 648

648

2P | 16A-400V | T200

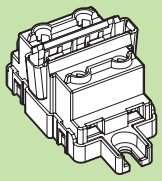

SEZIONATORE PRESA
— Corpo in PET
— Contatti in bronzo fosforoso nichelato

SOCKET FOR INSULATOR BLOCK
— PET body
— Nickel plated phosphor bronze contacts

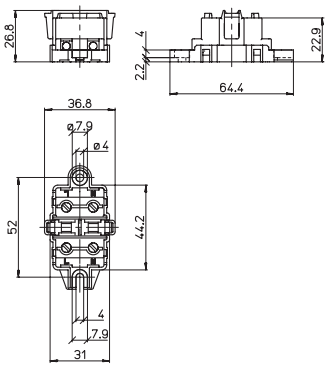

Con/With: 647

9-10 | 1-2,5 | 1-2,5 | 9-10

For the symbols look at the cover

649/SP-2P

2P	16A-400V	T200

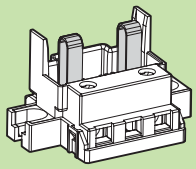

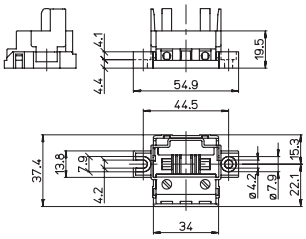

SEZIONATORE SPINA
— Corpo in PET nero
— Contatti in acciaio stagnato

PLUG FOR INSULATOR BLOCK
— Black PET body
— Tin plated steel contacts

Con/With: 650/SP-2P 650/CB-SP-2P

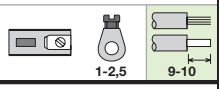

650/SP-2P

2P	16A-400V	T200

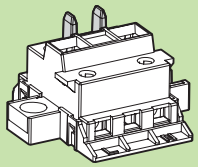

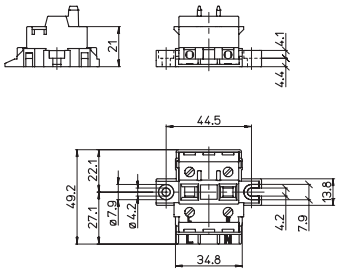

SEZIONATORE PRESA
— Corpo in PET nero
— Contatti in bronzo fosforoso nichelato

SOCKET FOR INSULATOR BLOCK
— Black PET body
— Nickel plated phosphor bronze contacts

Con/With: 649/SP-2P

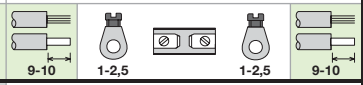

650/CB-SP-2P

2P	16A-400V	T200

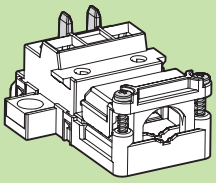

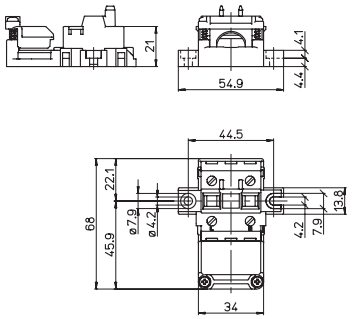

ø Cavo/Cable: 5-15 mm

SEZIONATORE PRESA
— Corpo in PET nero
— Contatti in bronzo fosforoso nichelato

SOCKET FOR INSULATOR BLOCK
— Black PET body
— Nickel plated phosphor bronze contacts

Con/With: 649/SP-2P

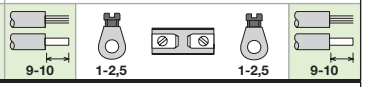

649/T

2P+T	16A-400V	T200

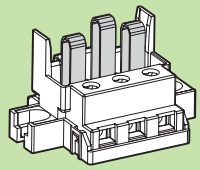

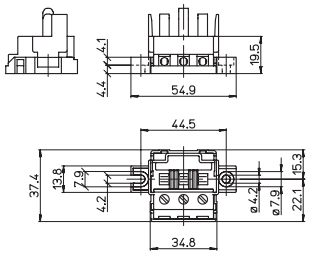

SEZIONATORE SPINA
— Corpo in PET nero
— Contatti di fase in acciaio argentato
— Contatto di terra in acciaio ramato

PLUG FOR INSULATOR BLOCK
— Black PET body
— Silver plated steel phase contacts
— Copper plated steel earth contact

Con/With: 650/T

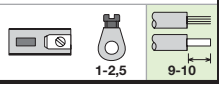

650/T

2P+T	16A-400V	T200

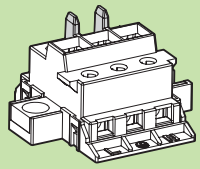

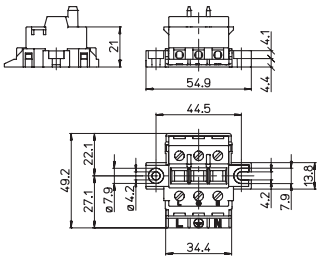

SEZIONATORE PRESA
— Corpo in PET nero
— Contatti in bronzo fosforoso nichelato

SOCKET FOR INSULATOR BLOCK
— Black PET body
— Nickel plated phosphor bronze contacts

Con/With: 649/T

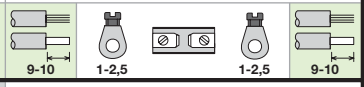

650/T-CB

2P+T	16A-400V	T200

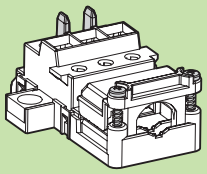

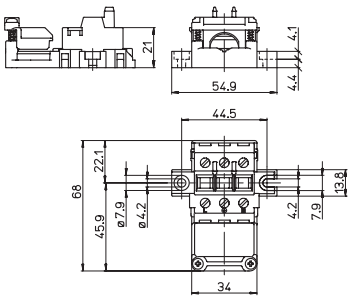

SEZIONATORE PRESA
— Corpo in PET
— Contatti in bronzo fosforoso nichelato

SOCKET FOR INSULATOR BLOCK
— PET body
— Nickel plated phosphor bronze contacts

ø Cavo/Cable: 5-15 mm

Con/With: 649/T

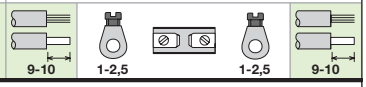

649

3P	16A-400V	T200

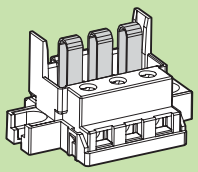

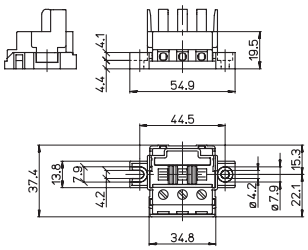

SEZIONATORE SPINA
— Corpo in PET
— Contatti in acciaio argentato

PLUG FOR INSULATOR BLOCK
— PET body
— Silver plated steel contacts

Con/With: 650 650/CB

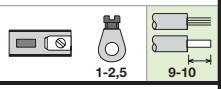

650

3P	16A-400V	T200

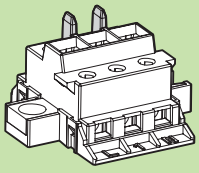

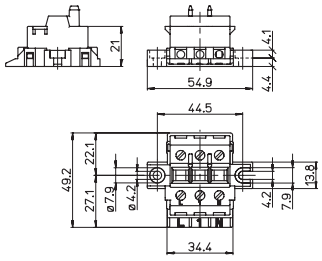

SEZIONATORE PRESA
— Corpo in PET
— Contatti in bronzo fosforoso nichelato

SOCKET FOR INSULATOR BLOCK
— PET body
— Nickel plated phosphor bronze contacts

Con/With: 649

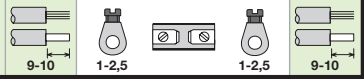

650/CB

3P	16A-400V	T200

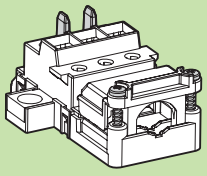

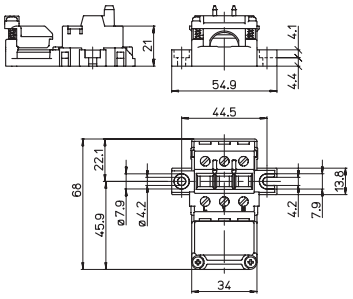

SEZIONATORE PRESA
— Corpo in PET
— Contatti in bronzo fosforoso nichelato

SOCKET FOR INSULATOR BLOCK
— PET body
— Nickel plated phosphor bronze contacts

ø Cavo/Cable: 5-15 mm

Con/With: 649

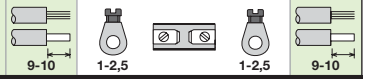

15b

A.A.G. STUCCHI

651/V-ST

2P	6A-400V	T85

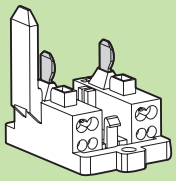

MORSETTO CONNETTORE SPINA IP20
— Corpo in policarbonato
— Corpo serrafilo in ottone nichelato

IP20 PLUG TERMINAL BLOCK
— Polycarbonate body
— Internal part in nickel plated brass

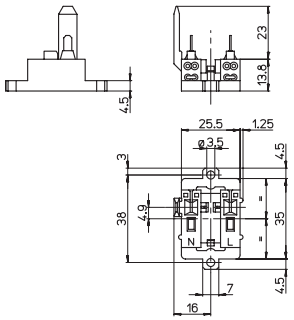

Con/With: 652/...



651/A-ST

2P	6A-400V	T85

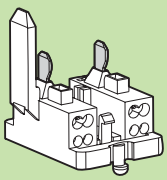

MORSETTO CONNETTORE SPINA IP20
— Corpo in policarbonato
— Corpo serrafilo in ottone nichelato

IP20 PLUG TERMINAL BLOCK
— Polycarbonate body
— Internal part in nickel plated brass

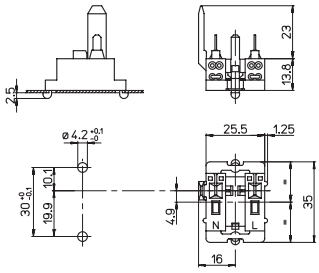

Con/With: 652/...

651/V

2P+T	6A-400V	T85

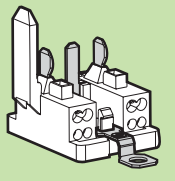

MORSETTO CONNETTORE SPINA IP20
— Corpo in policarbonato
— Corpo serrafilo in ottone nichelato

IP20 PLUG TERMINAL BLOCK
— Polycarbonate body
— Internal part in nickel plated brass

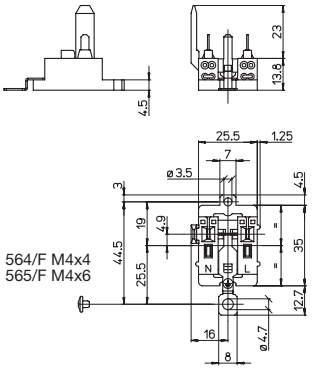

Con/With: 652/...



651/A

2P+T	6A-400V	T85

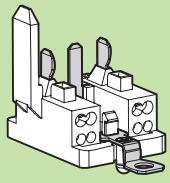

MORSETTO CONNETTORE SPINA IP20
— Corpo in policarbonato
— Corpo serrafilo in ottone nichelato

IP20 PLUG TERMINAL BLOCK
— Polycarbonate body
— Internal part in nickel plated brass

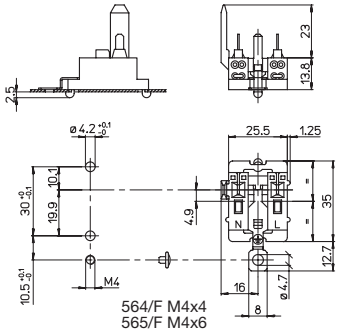

Con/With: 652/...



Significato dei simboli sulla copertina

S-652/43

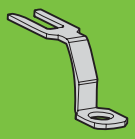

CONNESSIONE DI TERRA ALLA LAMIERA
in ottone nichelato

EARTH CONNECTION TO LUMINAIRE
in nickel plated brass

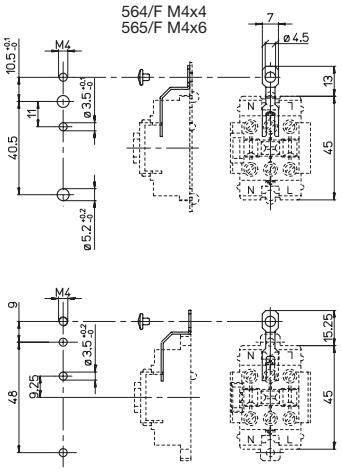

Per/For: 652/... 662/...

564/F 565/F

S-654/43

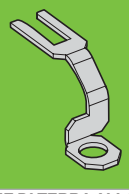

CONNESSIONE DI TERRA ALLA LAMIERA
in ottone nichelato

EARTH CONNECTION TO LUMINAIRE
in nickel plated brass

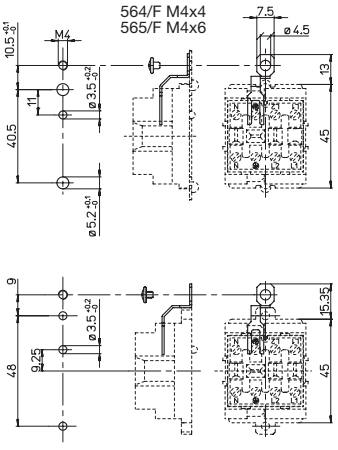

Per/For: 654/...

564/F 565/F

652/V

2P+T | **16A-400V** | **T85**

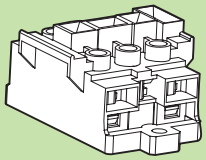

MORSETTO CONNETTORE PRESA IP20
— Corpo in policarbonato
— Corpo serrafilo in ottone nichelato

IP20 SOCKET TERMINAL BLOCK
— Polycarbonate body
— Internal part in nickel plated brass

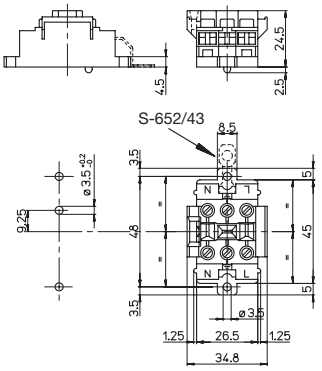

Con/With: 651/...

S-652/43 | 9-10 | 1-2,5 | 1-2,5 | 9-10

652/A

2P+T | **16A-400V** | **T85**

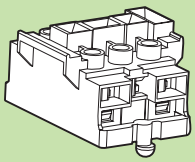

MORSETTO CONNETTORE PRESA IP20
— Corpo in policarbonato
— Corpo serrafilo in ottone nichelato

IP20 SOCKET TERMINAL BLOCK
— Polycarbonate body
— Internal part in nickel plated brass

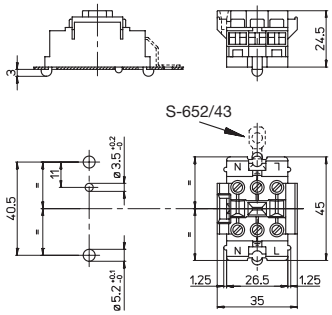

Con/With: 651/...

0,6-1 | S-652/43 | 9-10 | 1-2,5 | 1-2,5 | 9-10

653/V-ST

3P	6A-400V	T85

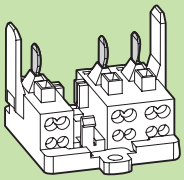

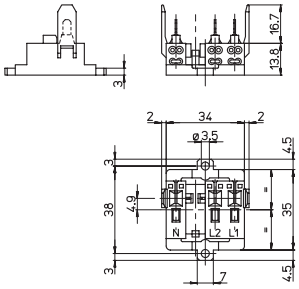

MORSETTO CONNETTORE SPINA IP20
— Corpo in policarbonato
— Corpo serrafilo in ottone nichelato

IP20 PLUG TERMINAL BLOCK
— Polycarbonate body
— Internal part in nickel plated brass

Con/With: 654/...

0,5-1,5 | 0,5-1 | 9-10

653/A-ST

3P	6A-400V	T85

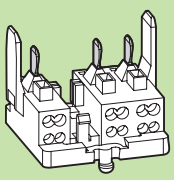

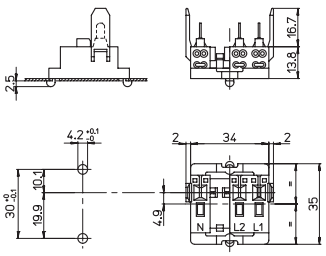

MORSETTO CONNETTORE SPINA IP20
— Corpo in policarbonato
— Corpo serrafilo in ottone nichelato

IP20 PLUG TERMINAL BLOCK
— Polycarbonate body
— Internal part in nickel plated brass

Con/With: 654/...

0,5-1,5 | 0,5-1 | 9-10

653/V

3P+T	6A-400V	T85

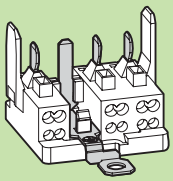

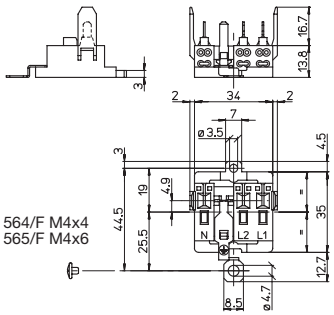

MORSETTO CONNETTORE SPINA IP20
— Corpo in policarbonato
— Corpo serrafilo in ottone nichelato

IP20 PLUG TERMINAL BLOCK
— Polycarbonate body
— Internal part in nickel plated brass

Con/With: 654/...

564/F | 565/F | 0,5-1,5 | 0,5-1 | 9-10

653/A

3P+T	6A-400V	T85

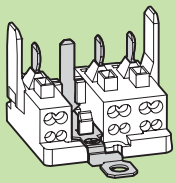

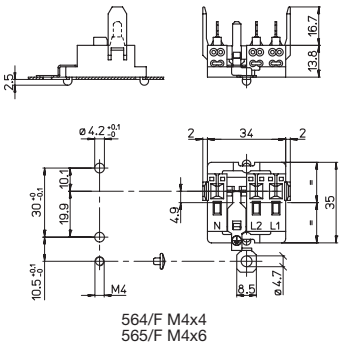

MORSETTO CONNETTORE SPINA IP20
— Corpo in policarbonato
— Corpo serrafilo in ottone nichelato

IP20 PLUG TERMINAL BLOCK
— Polycarbonate body
— Internal part in nickel plated brass

Con/With: 654/...

0,6-1 | 564/F | 565/F | 0,5-1,5 | 0,5-1 | 9-10

654/V

3P+T	16A-400V	T85

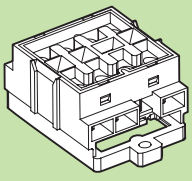

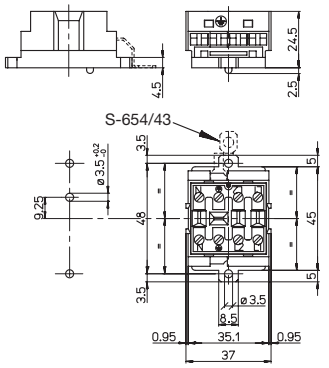

MORSETTO CONNETTORE PRESA IP20
— Corpo in policarbonato
— Corpo serrafilo in ottone nichelato

IP20 SOCKET TERMINAL BLOCK
— Polycarbonate body
— Internal part in nickel plated brass

Con/With: 653/...

S-654/43 | 9-10 | 1-2,5 | 1-2,5 | 9-10

654/A

3P+T	16A-400V	T85

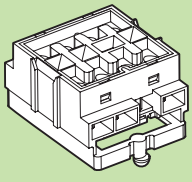

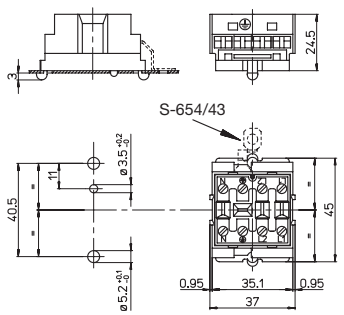

MORSETTO CONNETTORE PRESA IP20
— Corpo in policarbonato
— Corpo serrafilo in ottone nichelato

IP20 SOCKET TERMINAL BLOCK
— Polycarbonate body
— Internal part in nickel plated brass

Con/With: 653/...

0,6-1 | S-654/43 | 9-10 | 1-2,5 | 1-2,5 | 9-10

Significato dei simboli sulla copertina

AAG STUCCHI Essential for lighting

661/V-ST

4P	6A-400V	T85

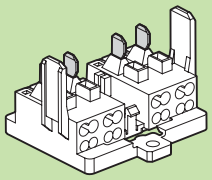

MORSETTO CONNETTORE SPINA IP20
— Corpo in policarbonato
— Corpo serrafilo in ottone nichelato

IP20 PLUG TERMINAL BLOCK
— Polycarbonate body
— Internal part in nickel plated brass

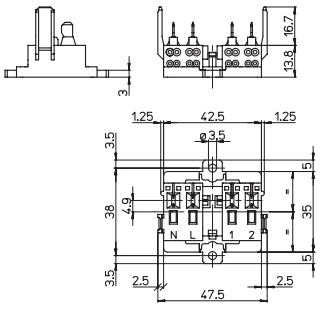

Con/With: 662/...

0,5-1,5 | 0,5-1 | 9-10

661/A-ST

4P	6A-400V	T85

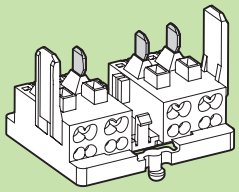

MORSETTO CONNETTORE SPINA IP20
— Corpo in policarbonato
— Corpo serrafilo in ottone nichelato

IP20 PLUG TERMINAL BLOCK
— Polycarbonate body
— Internal part in nickel plated brass

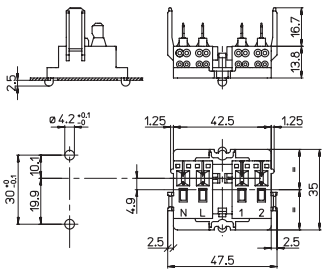

Con/With: 662/...

0,5-1,5 | 0,5-1 | 9-10 | 0,6-1

661/V

4P+T	6A-400V	T85

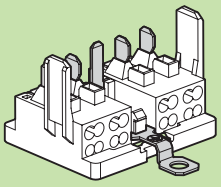

MORSETTO CONNETTORE SPINA IP20
— Corpo in policarbonato
— Corpo serrafilo in ottone nichelato

IP20 PLUG TERMINAL BLOCK
— Polycarbonate body
— Internal part in nickel plated brass

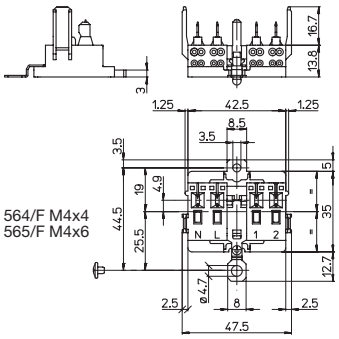

Con/With: 662/...

0,5-1,5 | 0,5-1 | 9-10 | 564/F | 565/F

661/A

4P+T	6A-400V	T85

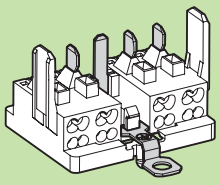

MORSETTO CONNETTORE SPINA IP20
— Corpo in policarbonato
— Corpo serrafilo in ottone nichelato

IP20 PLUG TERMINAL BLOCK
— Polycarbonate body
— Internal part in nickel plated brass

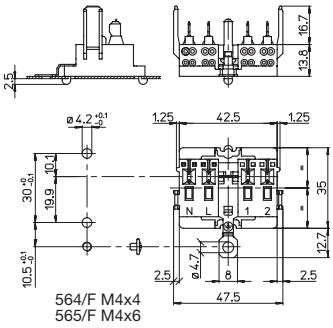

Con/With: 662/...

0,5-1,5 | 0,5-1 | 9-10 | 0,6-1 | 564/F | 565/F

662/V

4P+T	16A-400V	T85

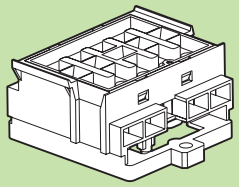

MORSETTO CONNETTORE PRESA IP20
— Corpo in policarbonato
— Corpo serrafilo in ottone nichelato

IP20 SOCKET TERMINAL BLOCK
— Polycarbonate body
— Internal part in nickel plated brass

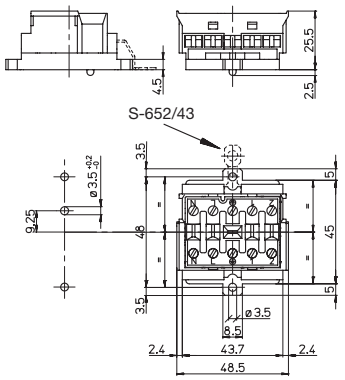

Con/With: 661/...

S-652/43 | 9-10 | 1-2,5 | 1-2,5 | 9-10

662/A

4P+T	16A-400V	T85

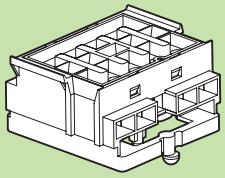

MORSETTO CONNETTORE PRESA IP20
— Corpo in policarbonato
— Corpo serrafilo in ottone nichelato

IP20 SOCKET TERMINAL BLOCK
— Polycarbonate body
— Internal part in nickel plated brass

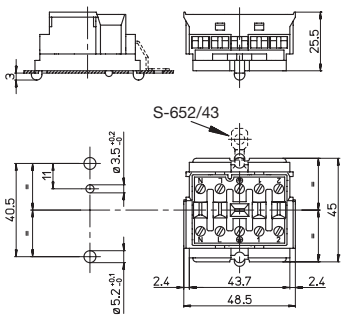

Con/With: 661/...

S-652/43 | 9-10 | 1-2,5 | 1-2,5 | 9-10 | 0,6-1



MORSETTI PER APPARECCHI DI ILLUMINAZIONE
TERMINAL BLOCKS FOR LIGHTING APPLIANCES

MORSETTI PER APPARECCHI D'ILLUMINAZIONE

Questi morsetti sono particolarmente adatti per l'utilizzo negli apparecchi di illuminazione dove consentono all'installatore di collegare il cavo della linea di alimentazione al circuito interno attraverso dei serrafilo automatici o a vite. Nello stesso modo anche il collegamento dei cavetti del circuito interno può avvenire con dei serrafilo automatici (l'inserimento dei cavetti rigidi avviene per semplice spinta) o a vite.
Le varie connessioni di terra permettono di collegare la lamiera metallica dell'apparecchio di illuminazione alla linea evitando di utilizzare un cavetto.
Il fissaggio di questi morsetti all'apparecchio di illuminazione può avvenire con viti o per semplice inserimento di piolini negli appositi fori.

TERMINAL BLOCKS FOR LUMINAIRES

These terminal blocks are specially designed for luminaries because they allow the electrician to connect the cable of the supply line to the internal circuit by means of automatic or screw terminals.
Also the connection of the internal wires can be done by push wire (the insertion of the conductor is made by a simple push) or screw terminals. Different earth connections facilitate connection of the metal frame or gear tray of the luminaries to the line without the use of a wire.
The fixing of these terminal blocks to the luminaries can be made by screw or simple insertion of the hooks into the suitable holes.

VALORI DI CORRENTE PER I MORSETTI SERRAFILO DEL TIPO: A VITE (ENTRATA) - AUTOMATICA (USCITA)

- La corrente nominale indicata a catalogo è la corrente massima, totale passante, riferita a ciascun polo del morsetto.
- Per il collegamento in cascata la corrente nominale, che circola nei soli morsetti d'entrata, è stabilita in 16A.

CURRENT RATING FOR TERMINAL BLOCKS: SCREW TERMINALS (INPUT) - PUSH WIRE TERMINALS (OUTPUT)

- The nominal current) shown in the catalogue is the maximum total current per pole of the terminal block.
- For loop-in connections, the nominal current circulating through the input connections only, is fixed at 16A.

COLLEGAMENTO IN CASCATA

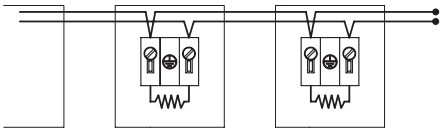

LOOP-IN CONNECTION

CAPACITA' DI CONNESSIONE DEI MORSETTI D'ENTRATA A VITE

- La capacità di connessione dei morsetti d'entrata a vite è 2,5 mm^2.
- I morsetti d'entrata a vite possono accettare 1 o 2 cavetti con diversa combinazione che tiene presente la corrente che passa nel cavetto e la sezione dello stesso (vedere tab. A).

CAPACITY OF CONNECTION IN SCREW INPUT TERMINALS

- The capacity of the input connection is 2,5 mm^2.
- Input connection can accept 1 or 2 wires with different combination that consider the current flowing through wires and the section of them (see tab. A).

673/... - 682/... - 683/...				
Nr. cavetti	No. wires	1	2	2
Sezione	Section	2,5	1,5	1

A

645/A - 646/A - 664/A - 666/A - 674/... - 675/... 676/...- 678/... - 679/... - 684/... - 685/... - 686/...				
Nr. cavetti	No. wires	2	2	2
Sezione	Section	2,5	1,5	1

TEMPERATURA "T..." ASSEGNATA AI MORSETTI

Secondo le norme EN/IEC 60998 la temperatura "**T...**" assegnata al morsetto è la temperatura massima dell'ambiente in cui può essere utilizzato. Per temperatura ambiente si intende quella dell'aria circostante il morsetto nell'apparecchio di illuminazione.

Il morsetto marcato "**T...**" ha superato la prova di resistenza all'invecchiamento a "**T...**"+ 30 °C per 168 ore e la prova di resistenza al calore a "**T...**"+ 45 °C per 1 ora.

I morsetti per apparecchi d'illuminazione senza temperatura assegnata devono essere installati in ambienti con temperatura massima di 40 °C.

N.B. La temperatura di funzionamento dei cavi collegati non deve superare la temperatura ad essi assegnata, quindi può rappresentare un limite per l'apparecchio d'illuminazione.

"T..." TEMPERATURE RATING OF TERMINAL BLOCKS

According to EN/IEC 60998 standards the temperature "**T...**" relating to terminal block is the maximum ambient temperature in which the terminal block can be used. The ambient temperature is considered to be the temperature of the air surrounding the terminal block in the luminarie.

The terminal block is only marked "**T...**" when it has passed an ageing test, at "**T...**"+30 °C for 168 hours, and an elevated temperature test, at "**T...**"+45 °C for 1 hour.

Terminal blocks for lighting appliances without a given temperature rating should not be installed in ambients above 40°C.

N.B. The operating temperature of the connecting cables must not exceed their maximum rated value so it can be a limit for the luminaire.

SERRAFILO DEI MORSETTI

I morsetti con entrata/uscita possono avere due tipi di serrafilo:

- a vite: i conduttori sono inseriti in un foro o in un apposito alloggiamento per essere serrati sotto il gambo della vite per mezzo di un cacciavite. A questi tipi di terminali possono essere collegati sia cavi rigidi che flessibili.

- automatico: i conduttori sono inseriti a spinta in uno o più distinti fori ed il collegamento elettrico è garantito da apposite molle che li trattengono. A questo tipo di terminale normalmente si possono collegare solo conduttori rigidi. Il disinserimento del conduttore può avvenire inserendo un cacciavite o altro attrezzo simile nell'apposita fessura presente nella parte superiore dei morsetti e schiacciando la molla interna fino a quando il conduttore viene rilasciato dal terminale.
Nei morsetti con 4 fori, il disinserimento dei conduttori dai 2 fori inferiori avviene per rotazione e trazione.
I conduttori flessibili possono essere collegati solo a morsetti con apposito tastino che deve essere schiacciato per permettere il loro inserimento. Anche il disinserimento dei conduttori (rigidi e flessibili) può avvenire schiacciando l'apposito tastino fino a quando il conduttore è rilasciato dal terminale.

TERMINALS OF THE TERMINAL BLOCKS

Terminal blocks with input/output sides can have two types of terminals:

- screw type: the conductors are inserted into a hole or suitable cavity and then are clamped under the screw shank by means of a screwdriver. These terminals can accept either rigid and flexible wires.

- automatic type: the conductors are pushed, without using screws, into one or more separated holes. The electric connection is guarantee by the pressure of suitable springs.
To this type of terminal can only accomodate rigid wires.
Releasing of conductors is achieved by inserting a screwdriver or other similar tool in the upper opening in the terminal blocks, pushing the internal spring until the conductor is released from the terminal.
In the terminals with 4 holes, releasing conductors from the 2 lower holes is achieved by rotation and pulling action.
Flexible conductors can be connected only to terminal blocks with push-button which must be depresed in order to allow their insertion. Also the releasing of the (rigid and flexible) conductors can be made pushing the button until the conductor is released by the terminal.

AAG STUCCHI Essential for lighting

BLOCCACAVO
Il bloccacavo è un dispositivo che serve per bloccare il cavo di alimentazione. Si deve utilizzare negli apparecchi d'illuminazione mobili, dove il cavo di alimentazione può essere sottoposto a trazione o torsione, per evitare il distacco dei conduttori dai morsetti serrafilo (norme EN/IEC 60598-1).

CABLE LOCK
The cable lock is a device suitable for the supply cable anchorage. It must be used in the adjustable luminaries where the supply cable can be subjected to pulling or tension thus avoiding accidental disconnection (EN/IEC 60598-1 standards).

MORSETTI AD INCASTRO
Morsetti muniti di apposite guide ai quali possono essere fissati modularmente altri morsetti provvisti anch'essi di apposite guide.

PUSH CLAMPING TERMINALS
Terminal blocks with dovetails to which can be fixed other terminal blocks with suitable dovetails.

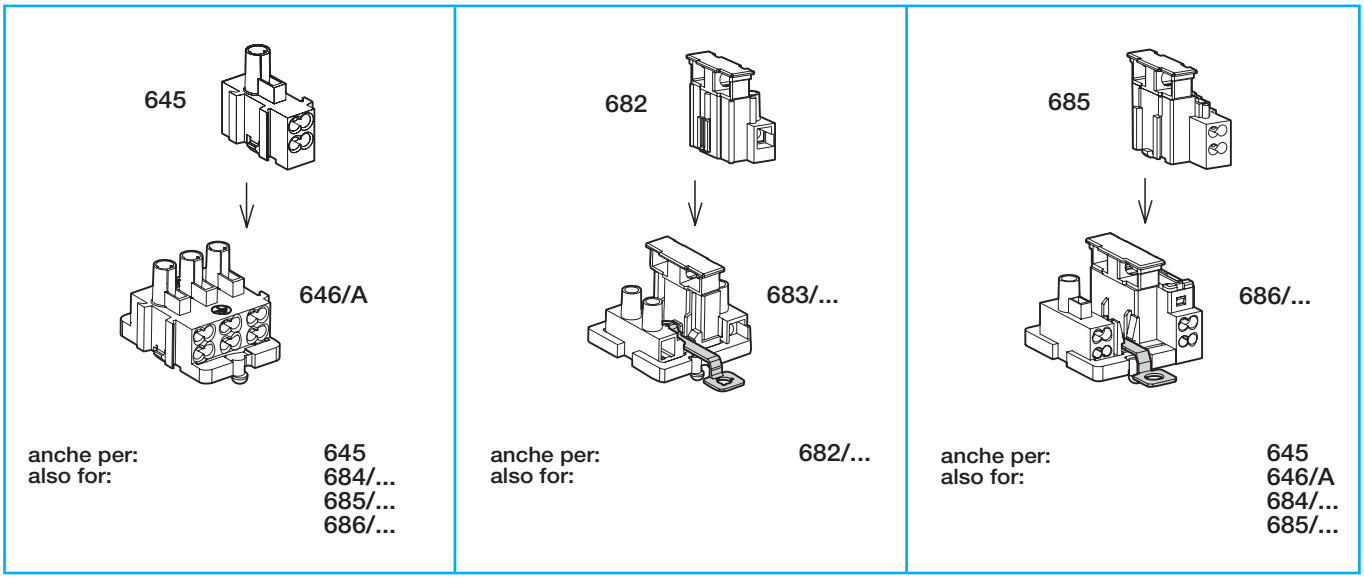

MORSETTI CON PORTAFUSIBILE
Morsetti nei quali uno dei poli ha anche la funzione di alloggiare il fusibile di protezione del circuito.

TERMINAL BLOCKS WITH FUSEHOLDER
Terminal blocks in which one pole has also the facility to accommodate the protection fuse of the circuit.

VERSIONI ".../R" CON MORSETTI DI TERRA A BUSSOLA
Le versioni "**.../R**" (es. 676/A**R)** dei nostri morsetti si contraddistinguono da quelle standard perchè sono dotate di un morsetto di terra a bussola (serrafilo a due viti) che permette di collegare più facilmente più cavetti provenienti dal circuito dell'apparecchio d'illuminazione.

".../R" VERSIONS WITH SCREWED EARTH FACILITY
Versions "**.../R**" (i.e. 676/A**R)** of our terminal blocks differ from the standard ones as they have a bushed earth connection (terminals with two screws). This make wiring easier when more wires come out from the circuit of the lighting fixture.

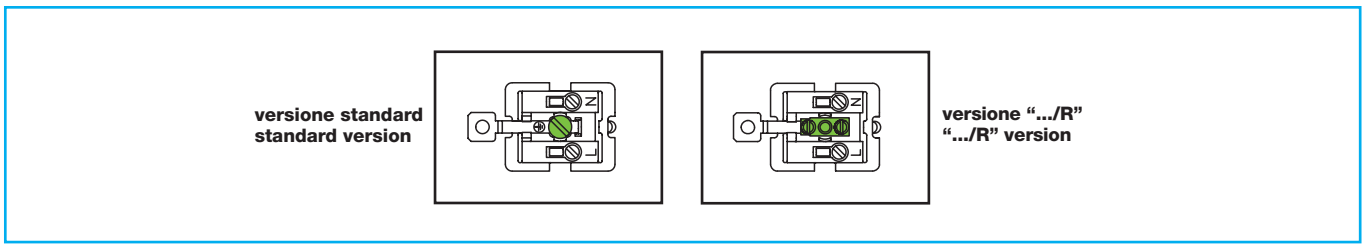

MORSETTI CON SERRAFILO DI TERRA A BUSSOLA DEL TIPO:
VITE IN ENTRATA
VITE IN USCITA
Questi morsetti hanno un serrafilo di terra nel quale i conduttori sono inseriti in un foro per essere serrati sotto il gambo della vite. La parte uscita di questo serrafilo di terra può essere fissata direttamente ad una linguetta ricavata nella lamiera dell'apparecchio d'illuminazione.

TERMINAL BLOCKS WITH THREADED EARTH TERMINAL
INPUT SIDE: SCREW
OUTPUT SIDE: SCREW
These terminal blocks have an earth terminal where the conductors are clamped by a screw. The output side of this earth terminal can be directly fixed to a metal strip being part of the metal body of the luminaire.

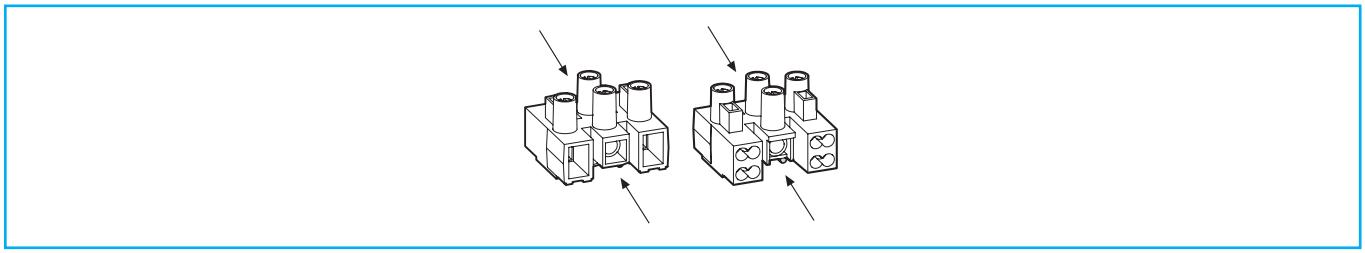

CONNESSIONI AUTOMATICHE DI TERRA

Queste connessioni di terra si inseriscono automaticamente in un foro (nel senso di tranciatura della lamiera perché assicura una migliore tenuta). Dopo il montaggio si deve effettuare il collaudo dell'apparecchio d'illuminazione, secondo le norme EN/IEC 60598-1.
E' consigliabile sottoporli preventivamente ad un Istituto di prova per la loro approvazione. E' importante evitare di provocare danneggiamenti a queste connessioni durante tutte le fasi di lavorazione, trasporto compreso, proteggendole con appositi accorgimenti.
L'inserimento di queste connessioni di terra deve avvenire su lamiere appositamente irrigidite in modo da evitare deformazioni che possano rendere insicuro l'aggancio.

AUTOMATIC EARTH CONNECTIONS

These devices automatically earth to the gear tray. Always fix in the shearing direction to achieve the best possible earth. After fixing, the luminaire must be tested in accordance with EN/IEC 60598-1. It is advisable to submit these luminaires in advance to a test house for approval.
It is important that damages to the automatic connection are avoided during manufacture and transit, protecting it with suitable means. The insertion of this earth connection must be done onto metal plate supported in a suitable way in order to avoid deformation which can make unsafe it location.

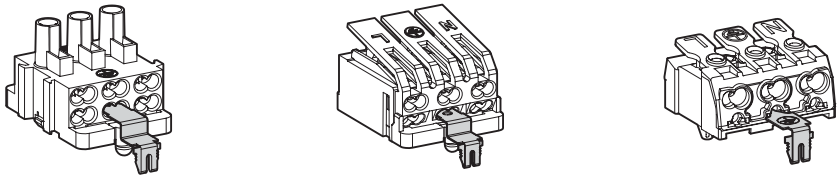

AVVERTENZE PER MORSETTI ART. 1673/A/42 - 1675/A/42 PROVVISTI DI CONNESSIONE AUTOMATICA DI TERRA

Lo spessore e le dimensioni di fissaggio comprendono lo strato di vernice posto sulla lamiera e l'eventuale bava di tranciatura.
Per la particolare forma dei piedini di fissaggio, il montaggio dei morsetti deve avvenire perpendicolarmente alla lamiera di fissaggio, in modo che anche la connessione di terra automatica si agganci correttamente alla lamiera e non si deformi.
Questa connessione di terra può essere utilizzata con lamiere in acciaio verniciate o protette da un rivestimento resistente alla corrosione ma, poiché è in lega di rame, non può essere utilizzata con lamiere di alluminio.

WARNINGS FOR TERMINAL BLOCKS ART. 1673/A/42 - 1675/A/42 WITH AUTOMATIC EARTH CONNECTION

The fixing thickness and dimensions include the layer of the paint on the metal plate and the eventual cutting burr.
When using products with critical dimensions e. g. automatic earth devices, terminal blocks must be mounted perpendicularly to the metal plate, in such a way that the automatic earth connection correctly locates in to the metal plate without any deformation.
This earth connection can be used with painted steel or metal plates protected against corrosion but, as it is made in phosphor bronze, it can not be used with aluminium plates.

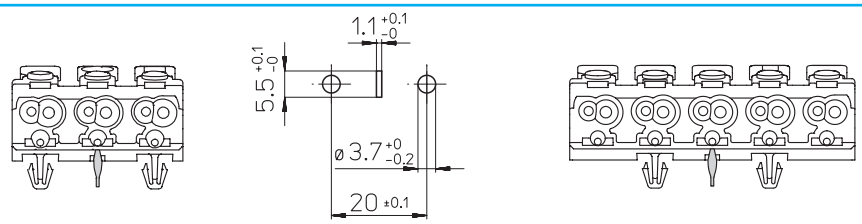

SERRAFILO AUTOMATICO DEGLI ART. 1673/... - 1675/...

Sezione dei cavetti per i morsetti d'entrata
Solidi (rigidi): 0,5-2,5 mm²
Cordati: 0,75-2,5 mm²
Sezione dei cavetti per i morsetti d'uscita
Solidi (rigidi): (a) 0,5-1,5 mm²
(b) 0,5-2,5 mm²
(c) 0,5-0,75 mm² (solo per condensatore)
Spelatura
- con sezioni 0,5-1 mm²: 8-9 mm
- con sezioni 1,5-2,5 mm²: 9-10 mm
- con cavetti condensatore (sezioni 0,5-0,75 mm²): 10-11 mm

PUSH WIRE TERMINALS OF ART. 1673/... - 1675/...

Section of wires for input connections
Solid (rigid): 0,5-2,5 mm²
Stranded: 0,75-2,5 mm²
Section of wires for output connections
Solid (rigid): (a) 0,5-1,5 mm²
(b) 0,5-2,5 mm²
(c) 0,5-0,75 mm² (only for capacitor)
Stripping
- cable with 0,5-1 mm² sections: 8-9 mm
- cable with 1,5-2,5 mm² sections: 9-10 mm
- with capacitor wires (0,5-0,75 mm² sections): 10-11 mm

MORSETTI D'ENTRATA
INPUT CONNECTIONS

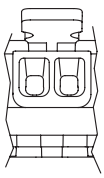

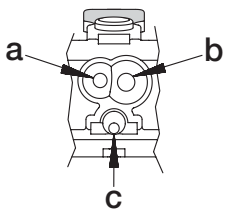

MORSETTI D'USCITA
OUTPUT CONNECTIONS

COLLAUDO FINALE DEGLI APPARECCHI D'ILLUMINAZIONE

La scelta dei componenti e il loro corretto montaggio compete al costruttore dell'apparecchio d'illuminazione che deve anche provvedere al suo collaudo finale per verificarne il buon funzionamento.
Tutti i nostri morsetti sono idonei per essere sottoposti al collaudo finale mediante l'introduzione degli spinotti di un apposito dispositivo.

LUMINAIRES FINAL TEST

The luminaire manufacturer is responsible for the choice and the correct mounting of the components and he must also carry out a final test on the luminaire to verify its correct operation.
All our terminal blocks are suitable for the luminaires final test accepting the pins of a proper device.

AAG STUCCHI Essential for lighting

A.AG. STUCCHI

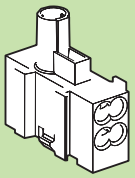

A.A.G. STUCCHI

16b

664/A 664/A-26

2P+T	6A-400V	T85

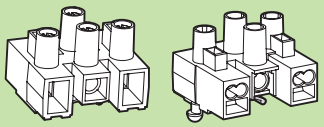

MORSETTI IP20
— Serrafilo di terra: morsetto a bussola vite/vite
— Corpo in poliammide
— Corpo serrafilo in ottone stagnato
IP20 TERMINAL BLOCKS
— Earth clamping: screw/screw pillar terminal
— Polyamide body
— Internal part in tinned brass

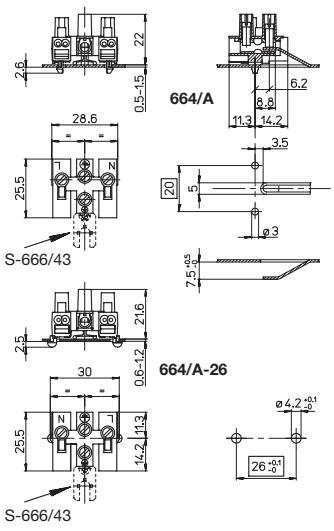

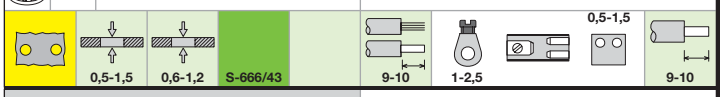

666/A 666/A-26

2P+T	6A-400V	T85

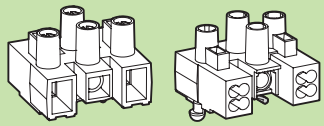

MORSETTI IP20
— Serrafilo di terra: morsetto a bussola vite/vite
— Corpo in poliammide
— Corpo serrafilo in ottone stagnato
IP20 TERMINAL BLOCKS
— Earth clamping: screw/screw pillar terminal
— Polyamide body
— Internal part in tinned brass

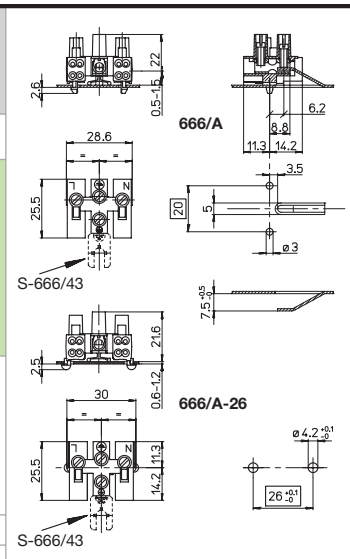

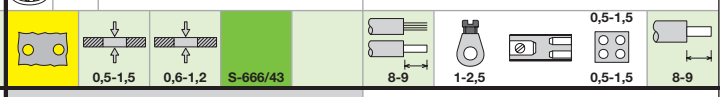

S-666/43

CONNESSIONE DI TERRA ALLA LAMIERA
in acciaio zincato

EARTH CONNECTION TO LUMINAIRE
in zinc plated steel

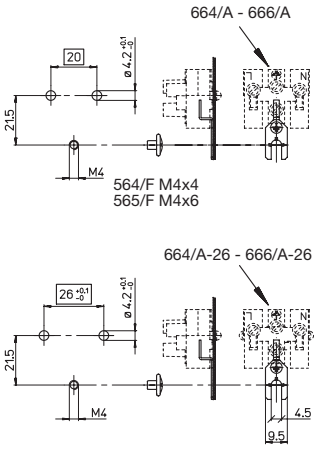

Per/For: 664/... 666/...

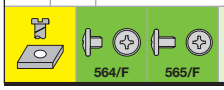

699/V 699/A



BLOCCACAVO
— Corpo in policarbonato

CABLE LOCK
— Polycarbonate body

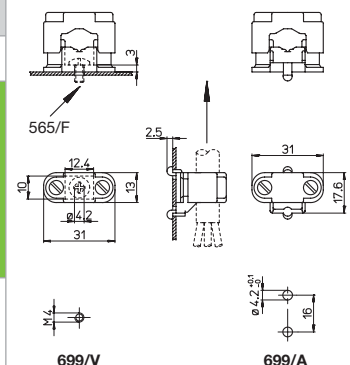

ø Cavo/Cable: 5-12 mm

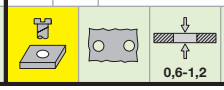

671/A

2P+T	6A-400V	T85

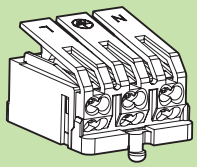

MORSETTO IP20
— Corpo in poliammide
— Corpo serrafilo in rame stagnato

IP20 TERMINAL BLOCK
— Polyamide body
— Internal part in tinned copper

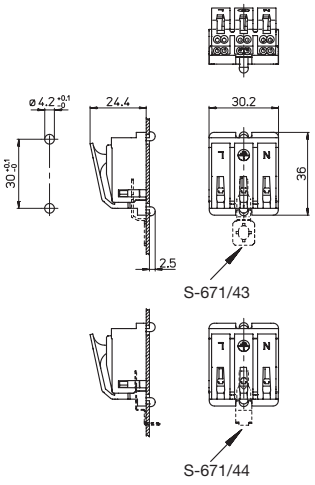

0,6-1,2 | 698 | 12-13 | 1-2,5 | 0,5-1,5 | 0,5-1,5 | 8-9

S-671/43 S-671/44

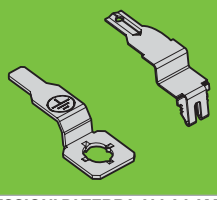

CONNESSIONI DI TERRA ALLA LAMIERA
S-671/43 in acciaio zincato
S-671/44 in acciaio inox

EARTH CONNECTIONS TO LUMINAIRE
S-671/43 in zinc plated steel
S-671/44 in stainless steel

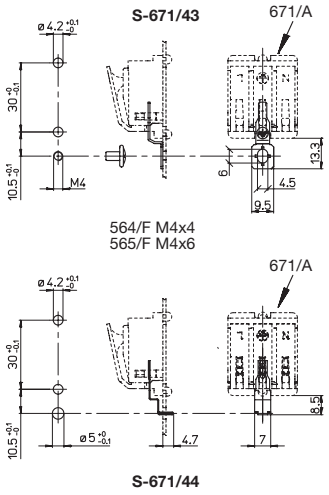

Per/For: 671/A

564/F | 565/F | 0,6-1,2

671/A/43

2P+T	6A-400V	T85

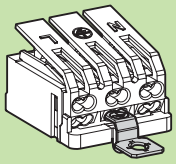

MORSETTO IP20
CON CONNESSIONE DI TERRA A VITE
— Corpo in poliammide
— Corpo serrafilo in rame stagnato

IP20 TERMINAL BLOCK
WITH SCREW EARTH CONNECTION
— Polyamide body
— Internal part in tinned copper

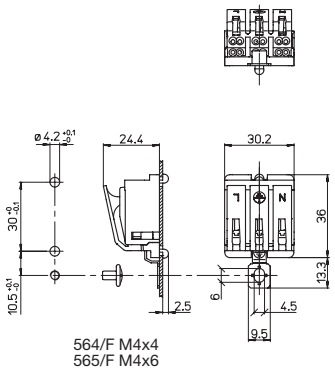

0,6-1,2 | 564/F | 565/F | 698 | 12-13 | 1-2,5 | 0,5-1,5 | 0,5-1,5 | 8-9

671/A/44

2P+T	6A-400V	T85

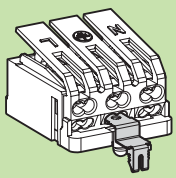

MORSETTO IP20
CON CONNESSIONE DI TERRA AUTOMATICA
— Corpo in poliammide
— Corpo serrafilo rame stagnato

IP20 TERMINAL BLOCK
WITH AUTOMATIC EARTH CONNECTION
— Polyamide body
— Internal part tinned copper

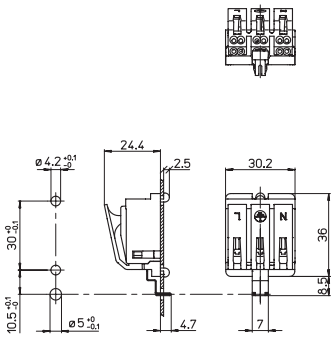

0,6-1,2 | 698 | 12-13 | 1-2,5 | 0,5-1,5 | 0,5-1,5 | 8-9

698

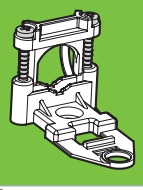

BLOCCACAVO
in poliammide

CABLE LOCK
in polyamide

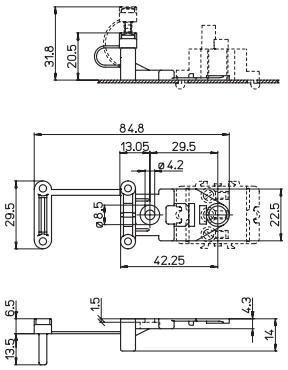

ø Cavo/Cable: 5-12 mm

Per/For: 671/...

1699/V

BLOCCACAVO
in poliammide

CABLE LOCK
in polyamide

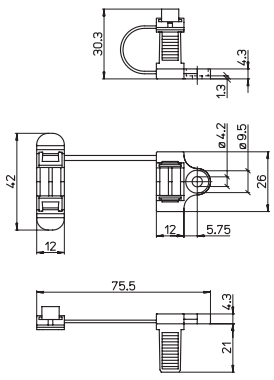

ø Cavo/Cable: 5-14 mm

Significato dei simboli sulla copertina

AAG STUCCHI Essential for lighting

S-1673/43 S-1673/44

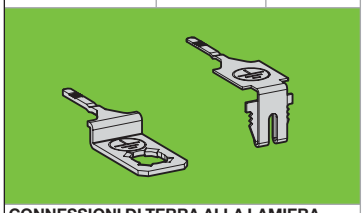

CONNESSIONI DI TERRA ALLA LAMIERA
S-1673/43 in acciaio zincato
S-1673/44 in acciaio inox

EARTH CONNECTIONS TO LUMINAIRE
S-1673/43 in zinc plated steel
S-1673/44 in stainless steel

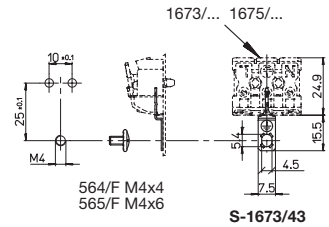

564/F M4x4
565/F M4x6

S-1673/43

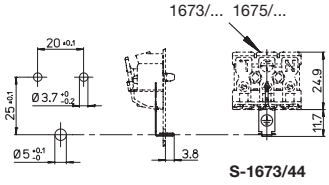

S-1673/44

Per/For: 1673/... 1675/...

564/F | 565/F | 0,6-1,2

1673/SP

2P+T	16A-450V	T85

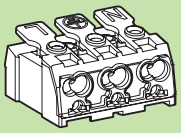

MORSETTO IP20
— Corpo in poliammide
— Corpo serrafilo in rame stagnato

IP20 TERMINAL BLOCK
— Polyamide body
— Internal part in tinned copper

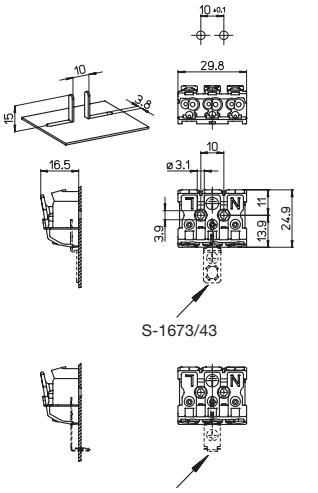

* 0,5-1= 8-9
1,5-2,5= 9-10

*	0,5-2,5	0,5-1 1,5-2,5 0,5-0,75	8-9 9-10 9-10

1673/SP/43

2P+T	16A-450V	T85

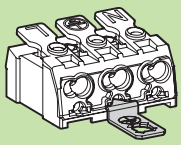

MORSETTO IP20
CON CONNESSIONE DI TERRA A VITE
— Corpo in poliammide
— Corpo serrafilo in rame stagnato
IP20 TERMINAL BLOCK
WITH SCREW EARTH CONNECTION
— Polyamide body
— Internal part in tinned copper

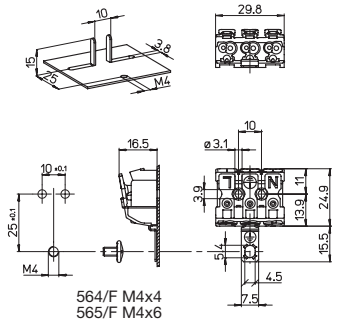

* 0,5-1= 8-9
1,5-2,5= 9-10

*	0,5-2,5	0,5-1 1,5-2,5 0,5-0,75	8-9 9-10 9-10

564/F	565/F

1673/A

2P+T	16A-450V	T85

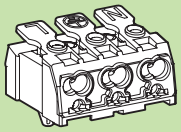

MORSETTO IP20
— Corpo in poliammide
— Corpo serrafilo in rame stagnato

IP20 TERMINAL BLOCK
— Polyamide body
— Internal part in tinned copper

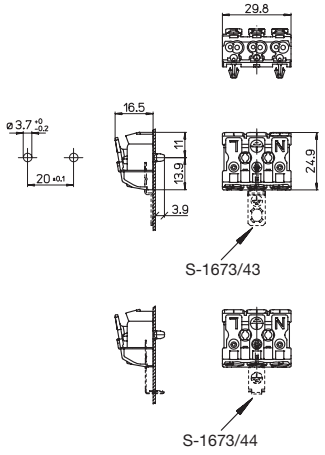

* 0,5-1= 8-9
1,5-2,5= 9-10

*	0,5-2,5	0,5-1 1,5-2,5 0,5-0,75	8-9 9-10 9-10

0,6-1,2

1673/A/42

2P+T	16A-450V	T85

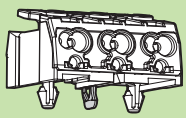

MORSETTO IP20
CON CONNESSIONE DI TERRA AUTOMATICA
— Corpo in poliammide
— Connessione di terra in bronzo fosforoso
IP20 TERMINAL BLOCK
WITH AUTOMATIC EARTH CONNECTION
— Polyamide body
— Earth connection in phosphor bronze

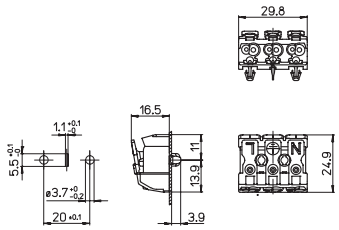

* 0,5-1= 8-9
1,5-2,5= 9-10

*	0,5-2,5	0,5-1 1,5-2,5 0,5-0,75	8-9 9-10 9-10

0,6-1,2

1673/A/43

2P+T	16A-450V	T85

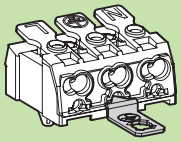

MORSETTO IP20
CON CONNESSIONE DI TERRA A VITE
— Corpo in poliammide
— Corpo serrafilo in rame stagnato
IP20 TERMINAL BLOCK
WITH SCREW EARTH CONNECTION
— Polyamide body
— Internal part in tinned copper

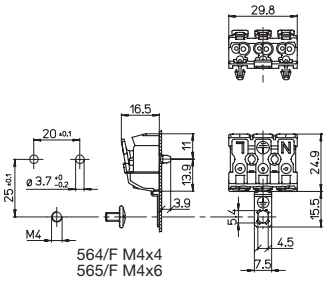

* 0,5-1= 8-9
1,5-2,5= 9-10

*	0,5-2,5	0,5-1 1,5-2,5 0,5-0,75	8-9 9-10 9-10

0,6-1,2	564/F	565/F

1673/A/44

2P+T	16A-450V	T85

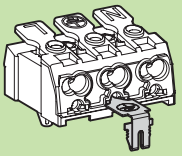

MORSETTO IP20
CON CONNESSIONE DI TERRA AUTOMATICA
— Corpo in poliammide
— Corpo serrafilo in rame stagnato
IP20 TERMINAL BLOCK
WITH AUTOMATIC EARTH CONNECTION
— Polyamide body
— Internal part in tinned copper

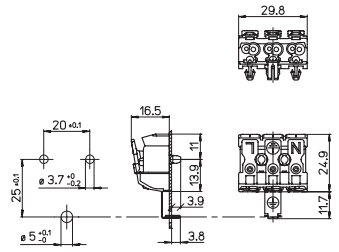

* 0,5-1= 8-9
1,5-2,5= 9-10

*	0,5-2,5	0,5-1 1,5-2,5 0,5-0,75	8-9 9-10 9-10

0,6-1,2

16b

Significato dei simboli sulla copertina

AAG STUCCHI Essential for lighting

1675/SP

4P+T | 16A-450V | T85

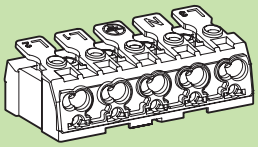

MORSETTO IP20
— Corpo in poliammide
— Corpo serrafilo in rame stagnato

IP20 TERMINAL BLOCK
— Polyamide body
— Internal part in tinned copper

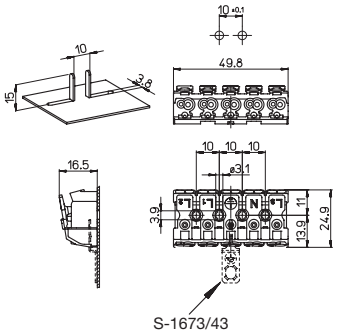

* 0,5-1= 8-9
1,5-2,5= 9-10

0,6-1,2 | 0,5-2,5 | 0,5-1 1,5-2,5 | 8-9 9-10 | 0,5-0,75 | 9-10

1675/SP/43

4P+T | 16A-450V | T85

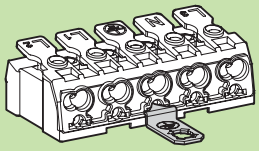

MORSETTO IP20
CON CONNESSIONE DI TERRA A VITE
— Corpo in poliammide
— Corpo serrafilo in rame stagnato
IP20 TERMINAL BLOCK
WITH SCREW EARTH CONNECTION
— Polyamide body
— Internal part in tinned copper

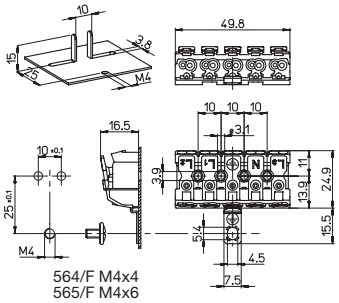

* 0,5-1= 8-9
1,5-2,5= 9-10

0,6-1,2 | 564/F | 565/F | 0,5-2,5 | 0,5-1 1,5-2,5 | 8-9 9-10 | 0,5-0,75 | 9-10

1675/A

4P+T | 16A-450V | T85

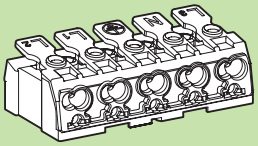

MORSETTO IP20
— Corpo in poliammide
— Corpo serrafilo in rame stagnato

IP20 TERMINAL BLOCK
— Polyamide body
— Internal part in tinned copper

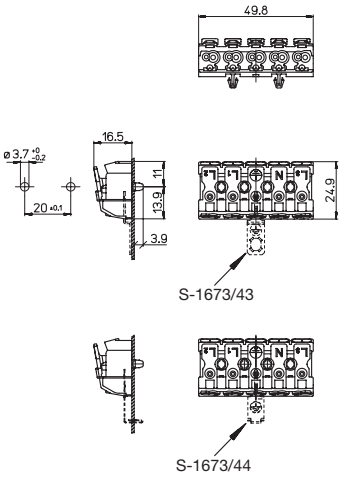

* 0,5-1= 8-9
1,5-2,5= 9-10

0,6-1,2 | 0,5-2,5 | 0,5-1 1,5-2,5 | 8-9 9-10 | 0,5-0,75 | 9-10

1675/A/42

4P+T | 16A-450V | T85

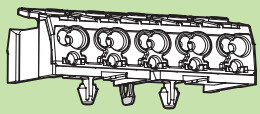

MORSETTO IP20
CON CONNESSIONE DI TERRA AUTOMATICA
— Corpo in poliammide
— Connessione di terra in bronzo fosforoso
IP20 TERMINAL BLOCK
WITH AUTOMATIC EARTH CONNECTION
— Polyamide body
— Earth connection in phosphor bronze

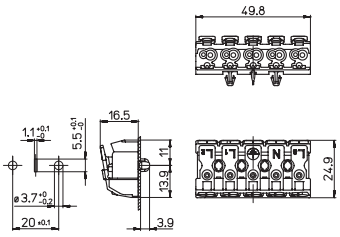

* 0,5-1= 8-9
1,5-2,5= 9-10

0,6-1,2 | 0,5-2,5 | 0,5-1 1,5-2,5 | 8-9 9-10 | 0,5-0,75 | 9-10

1675/A/43

4P+T | 16A-450V | T85

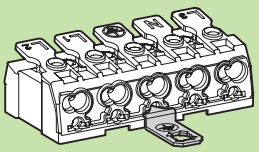

MORSETTO IP20
CON CONNESSIONE DI TERRA A VITE
— Corpo in poliammide
— Corpo serrafilo in rame stagnato
IP20 TERMINAL BLOCK
WITH SCREW EARTH CONNECTION
— Polyamide body
— Internal part in tinned copper

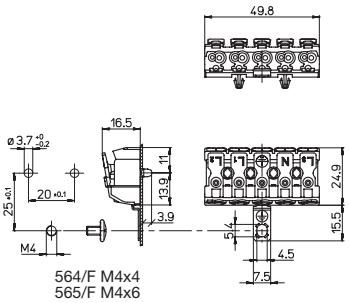

* 0,5-1= 8-9
1,5-2,5= 9-10

0,6-1,2 | 564/F | 565/F | 0,5-2,5 | 0,5-1 1,5-2,5 | 8-9 9-10 | 0,5-0,75 | 9-10

1675/A/44

4P+T | 16A-450V | T85

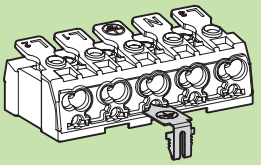

MORSETTO IP20
CON CONNESSIONE DI TERRA AUTOMATICA
— Corpo in poliammide
— Corpo serrafilo in rame stagnato
IP20 TERMINAL BLOCK
WITH AUTOMATIC EARTH CONNECTION
— Polyamide body
— Internal part in tinned copper

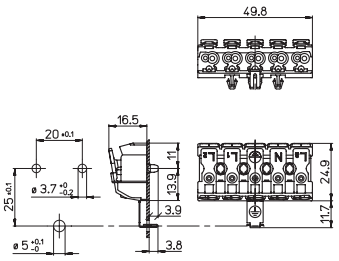

* 0,5-1= 8-9
1,5-2,5= 9-10

0,6-1,2 | 0,5-2,5 | 0,5-1 1,5-2,5 | 8-9 9-10 | 0,5-0,75 | 9-10

16c

682

1P	2,5W/6,3A-250V	T70

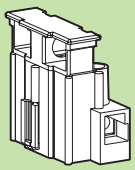

MORSETTO IP20 CON PORTAFUSIBILE
— Corpo in policarbonato
— Corpo serrafilo in ottone

IP20 TERMINAL BLOCK WITH FUSEHOLDER
— Polycarbonate body
— Internal part in brass

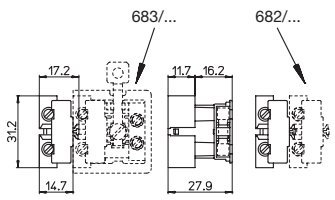

ø5x20

Per/For: 682 683/...

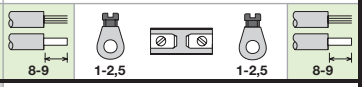

699/V 699/A



BLOCCACAVO
— Corpo in policarbonato

CABLE LOCK
— Polycarbonate body

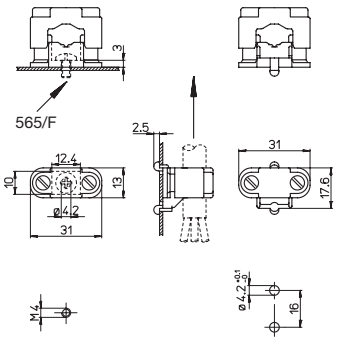

ø Cavo/Cable: 5-12 mm



682/V

1P	2,5W/6,3A-250V	T70

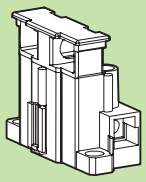

MORSETTO IP20 CON PORTAFUSIBILE
— Corpo in policarbonato
— Corpo serrafilo in ottone

IP20 TERMINAL BLOCK WITH FUSEHOLDER
— Polycarbonate body
— Internal part in brass

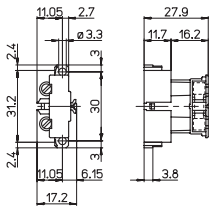

ø5x20

Per/For: 682

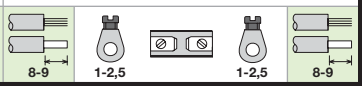

682/A

1P	2,5W/6,3A-250V	T70

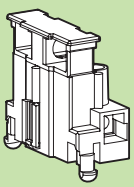

MORSETTO IP20 CON PORTAFUSIBILE
— Corpo in policarbonato
— Corpo serrafilo in ottone

IP20 TERMINAL BLOCK WITH FUSEHOLDER
— Polycarbonate body
— Internal part in brass

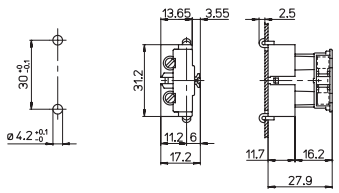

ø5x20

Per/For: 682

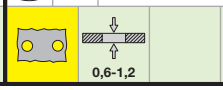

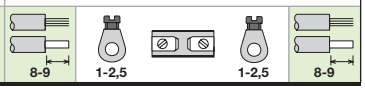

Significato dei simboli sulla copertina

685

1P	2,5W/6,3A-250V	T70

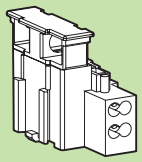

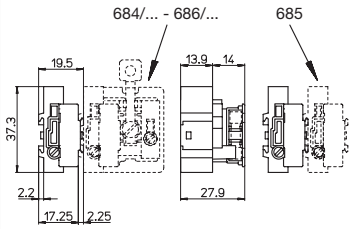

MORSETTO IP20 CON PORTAFUSIBILE
— Corpo in policarbonato
— Corpo serrafilo in ottone stagnato

IP20 TERMINAL BLOCK WITH FUSEHOLDER
— Polycarbonate body
— Internal part in tinned brass

ø5x20

Per/For: 645 646/... 684/... 685/... 686/...

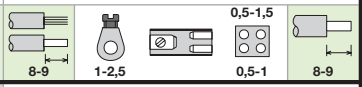

685/V

1P	2,5W/6,3A-250V	T70

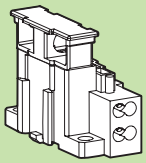

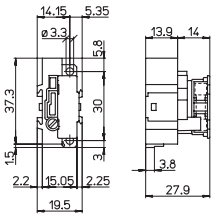

MORSETTO IP20 CON PORTAFUSIBILE
— Corpo in policarbonato
— Corpo serrafilo in ottone stagnato

IP20 TERMINAL BLOCK WITH FUSEHOLDER
— Polycarbonate body
— Internal part in tinned brass

ø5x20

Per/For: 645 685

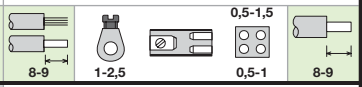

685/A

1P	2,5W/6,3A-250V	T70

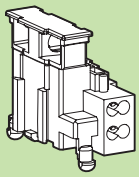

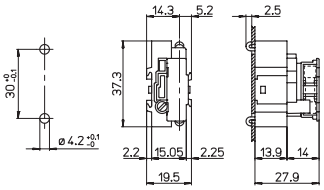

MORSETTO IP20 CON PORTAFUSIBILE
— Corpo in policarbonato
— Corpo serrafilo in ottone stagnato

IP20 TERMINAL BLOCK WITH FUSEHOLDER
— Polycarbonate body
— Internal part in tinned brass

ø5x20

Per/For: 645 685

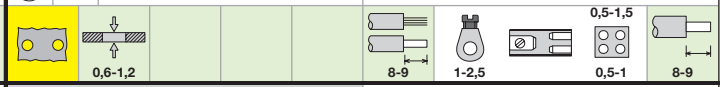

698

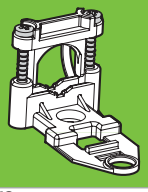

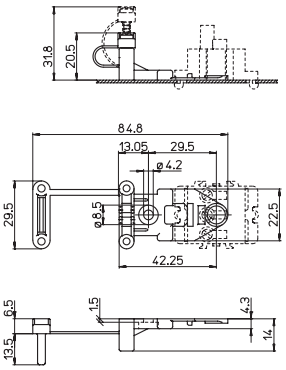

BLOCCACAVO
in poliammide

CABLE LOCK
in polyamide

ø Cavo/Cable: 5-12 mm

Per/For: 684/AM 686/AM

1699/V

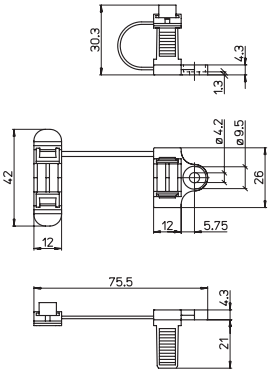

BLOCCACAVO
in poliammide

CABLE LOCK
in polyamide

ø Cavo/Cable: 5-14 mm

16c

683/V-ST

2P	2,5W/6,3A-250V 6A-400V	T70

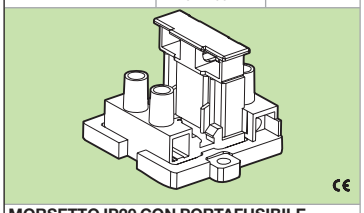

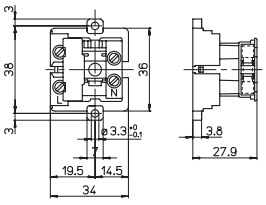

MORSETTO IP20 CON PORTAFUSIBILE
— Corpo in policarbonato
— Corpo serrafilo in ottone

IP20 TERMINAL BLOCK WITH FUSEHOLDER
— Polycarbonate body
— Internal part in brass

ø5x20

Per/For: 682

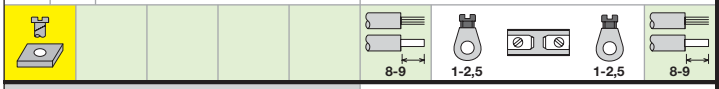

683/A-ST

2P	2,5W/6,3A-250V 6A-400V	T70

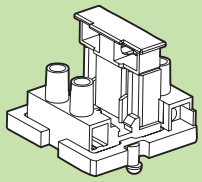

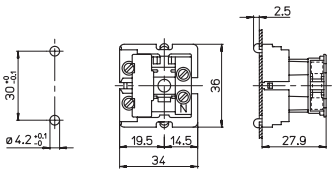

MORSETTO IP20 CON PORTAFUSIBILE
— Corpo in policarbonato
— Corpo serrafilo in ottone

IP20 TERMINAL BLOCK WITH FUSEHOLDER
— Polycarbonate body
— Internal part in brass

ø5x20

Per/For: 682

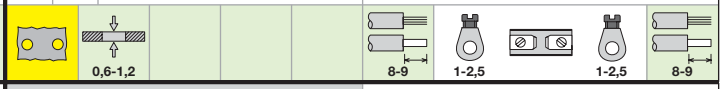

683/V
683/VR

2P+T	2,5W/6,3A-250V 6A-400V	T70

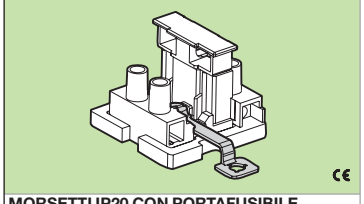

683/V

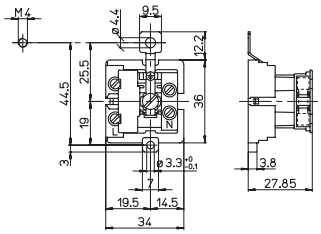

564/F M4x4
565/F M4x6

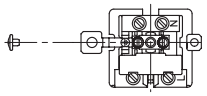

683/VR

MORSETTI IP20 CON PORTAFUSIBILE
.../R= con morsetto di terra a bussola
— Corpo in policarbonato
— Corpo serrafilo in ottone

IP20 TERMINAL BLOCKS WITH FUSEHOLDER
.../R= with screwed earth facility
— Polycarbonate body
— Internal part in brass

ø5x20

Per/For: 682

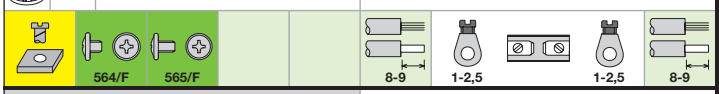

683/A
683/AR

2P+T	2,5W/6,3A-250V 6A-400V	T70

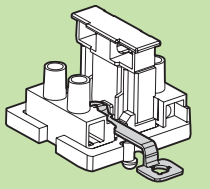

683/A

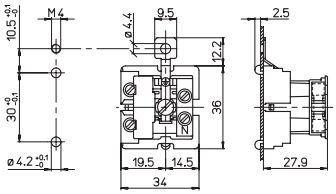

564/F M4x4
565/F M4x6

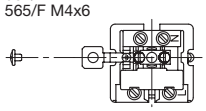

683/AR

MORSETTI IP20 CON PORTAFUSIBILE
.../R= con morsetto di terra a bussola
— Corpo in policarbonato
— Corpo serrafilo in ottone

IP20 TERMINAL BLOCKS WITH FUSEHOLDER
.../R= with screwed earth facility
— Polycarbonate body
— Internal part in brass

ø5x20

Per/For: 682

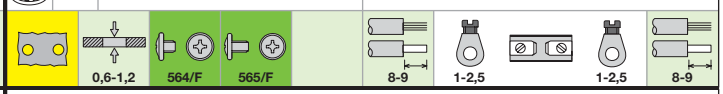

686/V-ST

2P	2,5W/6,3A-250V 6A-400V	T70

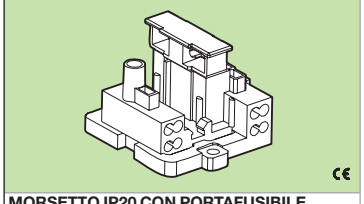

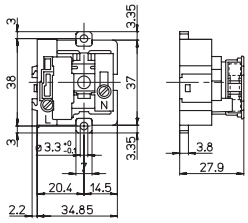

MORSETTO IP20 CON PORTAFUSIBILE
— Corpo in policarbonato
— Corpo serrafilo in ottone stagnato

IP20 TERMINAL BLOCK WITH FUSEHOLDER
— Polycarbonate body
— Internal part in tinned brass

ø5x20

Per/For: 645 685

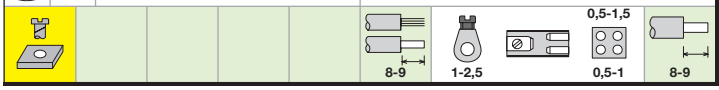

Significato dei simboli sulla copertina

AAG STUCCHI Essential for lighting

684/AM-ST

2P	2,5W/6,3A-250V 6A-400V	T70

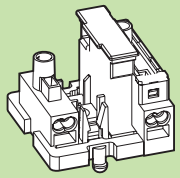

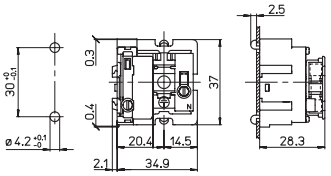

MORSETTO IP20 CON PORTAFUSIBILE
— Corpo in policarbonato
— Corpo serrafilo in ottone stagnato

IP20 TERMINAL BLOCK WITH FUSEHOLDER
— Polycarbonate body
— Internal part in tinned brass

ø5x20

Per/For: 645 685

0,6-1,2	698	9-10	1-2,5	0,5-1,5	9-10

686/AM-ST

2P	2,5W/6,3A-250V 6A-400V	T70

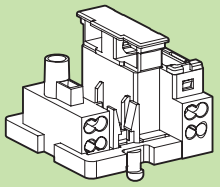

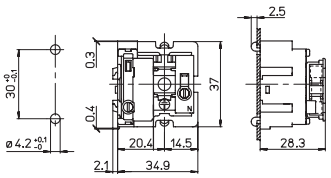

MORSETTO IP20 CON PORTAFUSIBILE
— Corpo in policarbonato
— Corpo serrafilo in ottone stagnato

IP20 TERMINAL BLOCK WITH FUSEHOLDER
— Polycarbonate body
— Internal part in tinned brass

ø5x20

Per/For: 645 685

0,6-1,2	698	8-9	1-2,5	0,5-1,5	8-9

686/V
686/VR

2P+T	2,5W/6,3A-250V 6A-400V	T70

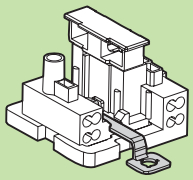

686/V

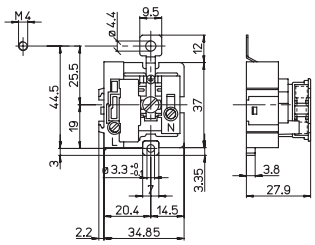

564/F M4x4
565/F M4x6

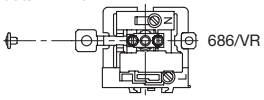

MORSETTI IP20 CON PORTAFUSIBILE
.../R= con morsetto di terra a bussola
— Corpo in policarbonato
— Corpo serrafilo in ottone stagnato

IP20 TERMINAL BLOCKS WITH FUSEHOLDER
.../R= with screwed earth facility
— Polycarbonate body
— Internal part in tinned brass

ø5x20

Per/For: 645 685

564/F	565/F	8-9	1-2,5	0,5-1,5	8-9

684/AM

2P+T	2,5W/6,3A-250V 6A-400V	T70

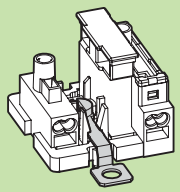

564/F M4x4
565/F M4x6

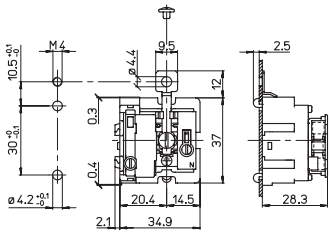

MORSETTO IP20 CON PORTAFUSIBILE
— Corpo in policarbonato
— Corpo serrafilo in ottone stagnato

IP20 TERMINAL BLOCK WITH FUSEHOLDER
— Polycarbonate body
— Internal part in tinned brass

ø5x20

Per/For: 645 685

0,6-1,2	564/F	565/F	698	9-10	1-2,5	0,5-1,5	9-10

686/AM

2P+T	2,5W/6,3A-250V 6A-400V	T70



564/F M4x4
565/F M4x6

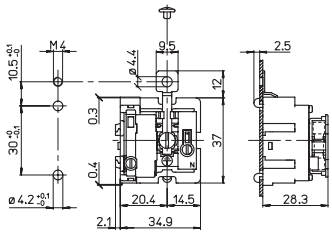

MORSETTO IP20 CON PORTAFUSIBILE
— Corpo in policarbonato
— Corpo serrafilo in ottone stagnato

IP20 TERMINAL BLOCK WITH FUSEHOLDER
— Polycarbonate body
— Internal part in tinned brass

ø5x20

Per/For: 645 685

0,6-1,2	564/F	565/F	698	8-9	1-2,5	0,5-1,5	8-9

16d

A.A.G. STUCCHI

673/V-ST

2P	10A-400V	T85

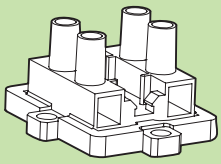

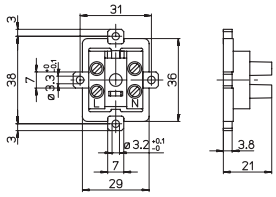

MORSETTO IP20
— Corpo in policarbonato
— Corpo serrafilo in ottone

IP20 TERMINAL BLOCK
— Polycarbonate body
— Internal part in brass

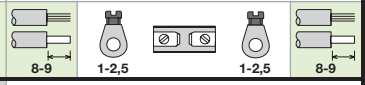

673/A-ST

2P	10A-400V	T85

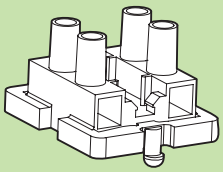

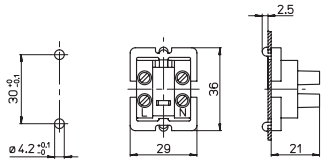

MORSETTO IP20
— Corpo in policarbonato
— Corpo serrafilo in ottone

IP20 TERMINAL BLOCK
— Polycarbonate body
— Internal part in brass

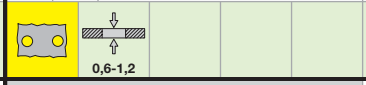

673/V
673/VR

2P+T	10A-400V	T85

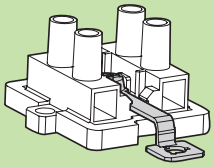

673/V

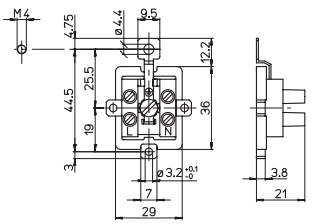

564/F M4x4
565/F M4x6

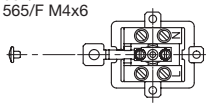

MORSETTI IP20
.../R= con morsetto di terra a bussola
— Corpo in policarbonato
— Corpo serrafilo in ottone

IP20 TERMINAL BLOCKS
.../R= with screwed earth facility
— Polycarbonate body
— Internal part in brass

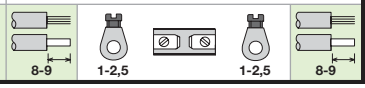

673/A
673/AR

2P+T	10A-400V	T85



673/A

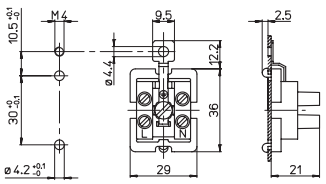

564/F M4x4
565/F M4x6

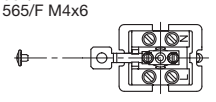

MORSETTI IP20
.../R= con morsetto di terra a bussola
— Corpo in policarbonato
— Corpo serrafilo in ottone

IP20 TERMINAL BLOCKS
.../R= with screwed earth facility
— Polycarbonate body
— Internal part in brass

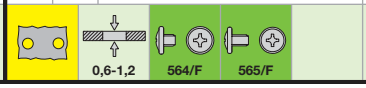

674/V-ST

2P	6A-400V	T85

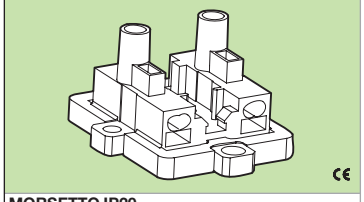

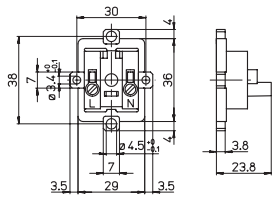

MORSETTO IP20
— Corpo in policarbonato
— Corpo serrafilo in ottone stagnato

IP20 TERMINAL BLOCK
— Polycarbonate body
— Internal part in tinned brass

698

9-10 | 1-2,5 | 0,5-1,5 | 9-10

674/A-ST

2P	6A-400V	T85

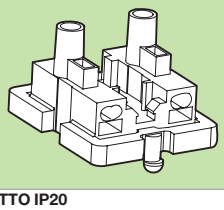

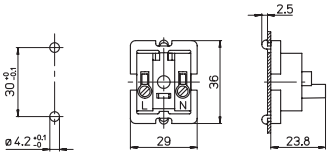

MORSETTO IP20
— Corpo in policarbonato
— Corpo serrafilo in ottone stagnato

IP20 TERMINAL BLOCK
— Polycarbonate body
— Internal part in tinned brass

0,6-1,2 | 698

9-10 | 1-2,5 | 0,5-1,5 | 9-10

674/V
674/VR

2P+T	6A-400V	T85

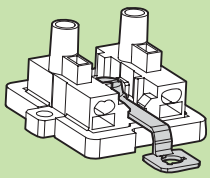

674/V

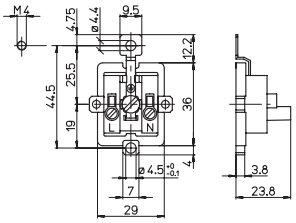

564/F M4x4
565/F M4x6

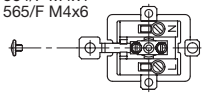

674/VR

MORSETTI IP20
.../R= con morsetto di terra a bussola
— Corpo in policarbonato
— Corpo serrafilo in ottone stagnato

IP20 TERMINAL BLOCKS
.../R= with screwed earth facility
— Polycarbonate body
— Internal part in tinned brass

564/F | 565/F | 698

9-10 | 1-2,5 | 0,5-1,5 | 9-10

674/A
674/AR

2P+T	6A-400V	T85

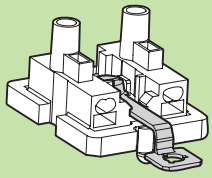

674/A

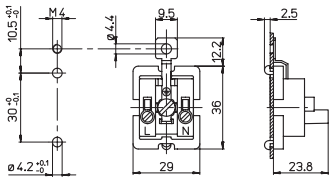

564/F M4x4
565/F M4x6

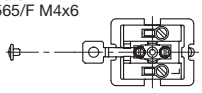

674/AR

MORSETTI IP20
.../R= con morsetto di terra a bussola
— Corpo in policarbonato
— Corpo serrafilo in ottone stagnato

IP20 TERMINAL BLOCKS
.../R= with screwed earth facility
— Polycarbonate body
— Internal part in tinned brass

0,6-1,2 | 564/F | 565/F | 698

9-10 | 1-2,5 | 0,5-1,5 | 9-10

698

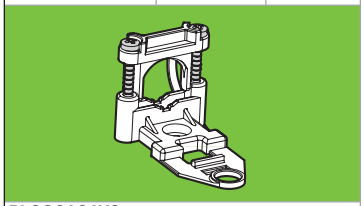

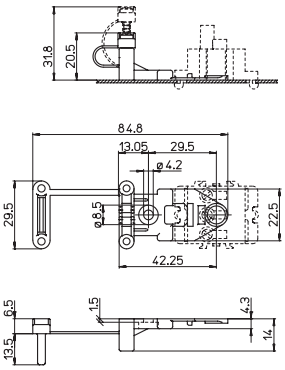

BLOCCACAVO
in poliammide

CABLE LOCK
in polyamide

ø Cavo/Cable: 5-12 mm

Per/For: 674/... 676/...

699/V 699/A

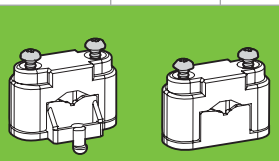

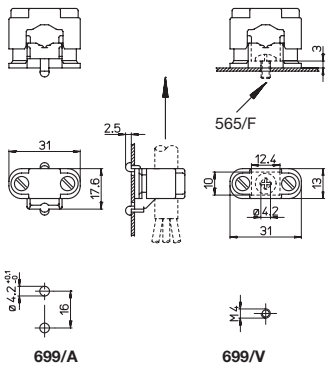

BLOCCACAVO
— Corpo in policarbonato

CABLE LOCKS
— Polycarbonate body

ø Cavo/Cable: 5-12 mm

0,6-1,2

16d

676/V-ST

2P	6A-400V	T85

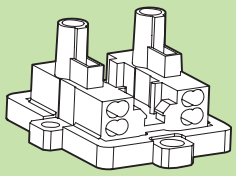

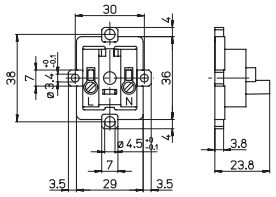

MORSETTO IP20
— Corpo in policarbonato
— Corpo serrafilo in ottone stagnato

IP20 TERMINAL BLOCK
— Polycarbonate body
— Internal part in tinned brass

8-9 | 1-2,5 | 0,5-1 | 0,5-1,5 | 8-9

676/A-ST

2P	6A-400V	T85

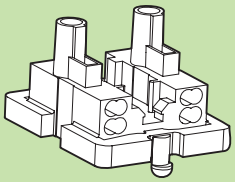

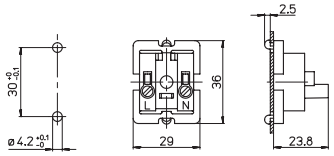

MORSETTO IP20
— Corpo in policarbonato
— Corpo serrafilo in ottone stagnato

IP20 TERMINAL BLOCK
— Polycarbonate body
— Internal part in tinned brass

0,6-1,2 | 698 | 8-9 | 1-2,5 | 0,5-1 | 0,5-1,5 | 8-9

676/V
676/VR

2P+T	6A-400V	T85

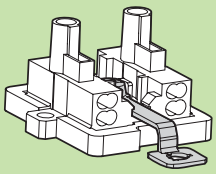

676/V

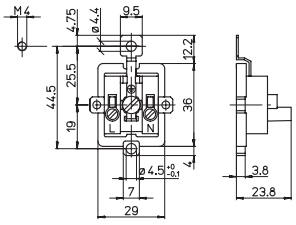

564/F M4x4
565/F M4x6

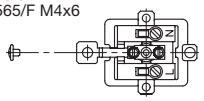

676/VR

MORSETTI IP20
.../R= con morsetto di terra a bussola
— Corpo in policarbonato
— Corpo serrafilo in ottone stagnato

IP20 TERMINAL BLOCKS
.../R= with screwed earth facility
— Polycarbonate body
— Internal part in tinned brass

564/F | 565/F | 698 | 8-9 | 1-2,5 | 0,5-1 | 0,5-1,5 | 8-9

676/A
676/AR

2P+T	6A-400V	T85

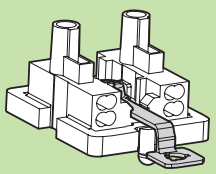

676/A

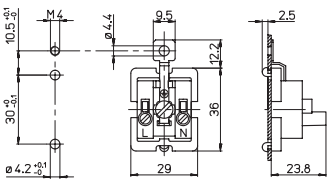

564/F M4x4
565/F M4x6

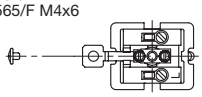

676/AR

MORSETTI IP20
.../R= con morsetto di terra a bussola
— Corpo in policarbonato
— Corpo serrafilo in ottone stagnato

IP20 TERMINAL BLOCKS
.../R= with screwed earth facility
— Polycarbonate body
— Internal part in tinned brass

0,6-1,2 | 564/F | 565/F | 698 | 8-9 | 1-2,5 | 0,5-1 | 0,5-1,5 | 8-9

1699/V

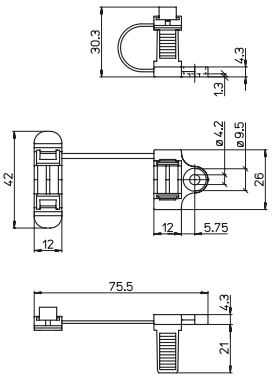

BLOCCACAVO
in poliammide

CABLE LOCK
in polyamide

ø Cavo/Cable: 5-14 mm

Significato dei simboli sulla copertina

AAG STUCCHI Essential for lighting

679/V-ST

3P	6A-400V	T85

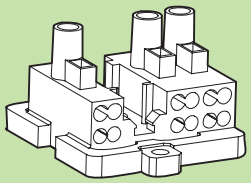

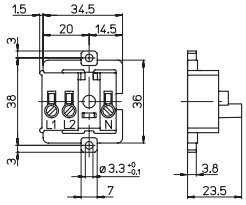

MORSETTO IP20
— Corpo in policarbonato
— Corpo serrafilo in ottone stagnato

IP20 TERMINAL BLOCK
— Polycarbonate body
— Internal part in tinned brass

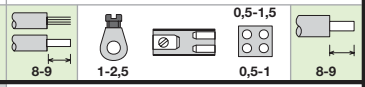

679/A-ST

3P	6A-400V	T85

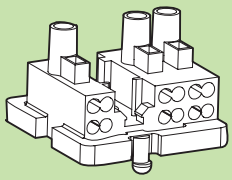

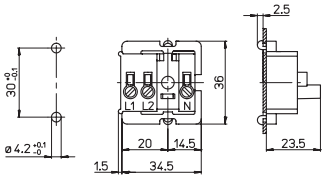

MORSETTO IP20
— Corpo in policarbonato
— Corpo serrafilo in ottone stagnato

IP20 TERMINAL BLOCK
— Polycarbonate body
— Internal part in tinned brass

679/V
679/VR

3P+T	6A-400V	T85

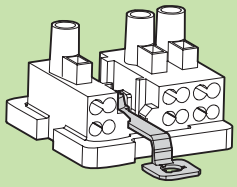

MORSETTI IP20
.../R= con morsetto di terra a bussola
— Corpo in policarbonato
— Corpo serrafilo in ottone stagnato

IP20 TERMINAL BLOCKS
.../R= with screwed earth facility
— Polycarbonate body
— Internal part in tinned brass

679/V

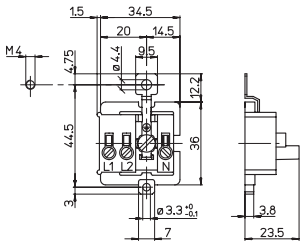

564/F M4x4
565/F M4x6

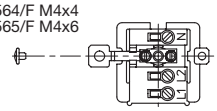

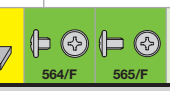

679/A
679/AR

3P+T	6A-400V	T85

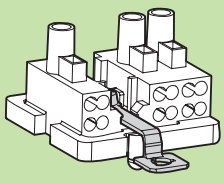

MORSETTI IP20
.../R= con morsetto di terra a bussola
— Corpo in policarbonato
— Corpo serrafilo in ottone stagnato

IP20 TERMINAL BLOCKS
.../R= with screwed earth facility
— Polycarbonate body
— Internal part in tinned brass

679/A

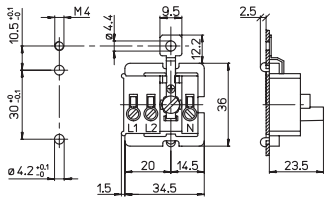

564/F M4x4
565/F M4x6

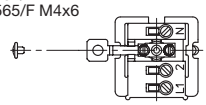

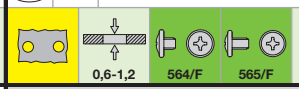

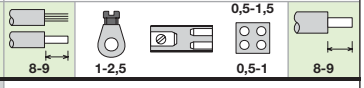

675/V-ST

4P	6A-400V	T85

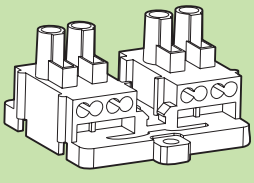

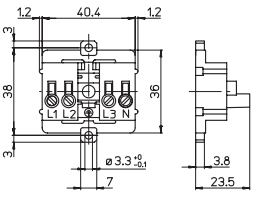

MORSETTO IP20
— Corpo in policarbonato
— Corpo serrafilo in ottone stagnato

IP20 TERMINAL BLOCK
— Polycarbonate body
— Internal part in tinned brass

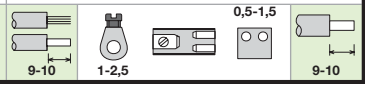

675/A-ST

4P	6A-400V	T85

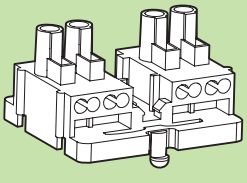

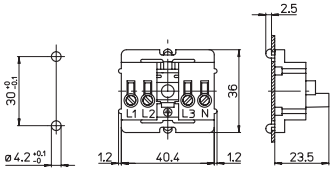

MORSETTO IP20
— Corpo in policarbonato
— Corpo serrafilo in ottone stagnato

IP20 TERMINAL BLOCK
— Polycarbonate body
— Internal part in tinned brass

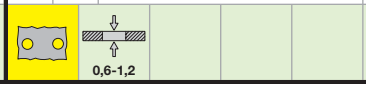

675/V
675/VR

4P+T	6A-400V	T85

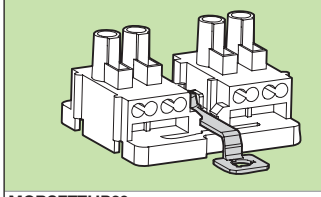

MORSETTI IP20
.../R= con morsetto di terra a bussola
— Corpo in policarbonato
— Corpo serrafilo in ottone stagnato
IP20 TERMINAL BLOCKS
.../R= with screwed earth facility
— Polycarbonate body
— Internal part in tinned brass

675/V

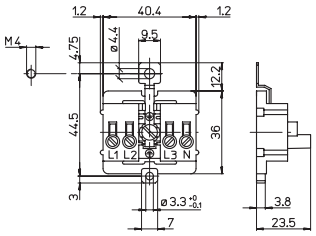

564/F M4x4
565/F M4x6

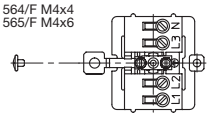

675/VR

564/F 565/F

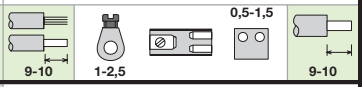

675/A
675/AR

4P+T	6A-400V	T85

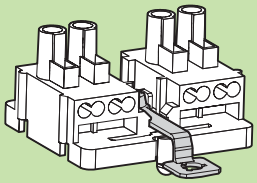

MORSETTI IP20
.../R= con morsetto di terra a bussola
— Corpo in policarbonato
— Corpo serrafilo in ottone stagnato
IP20 TERMINAL BLOCKS
.../R= with screwed earth facility
— Polycarbonate body
— Internal part in tinned brass

675/A

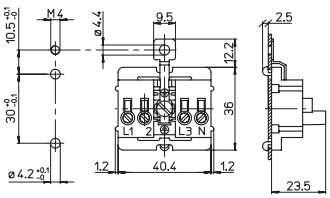

564/F M4x4
565/F M4x6

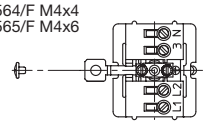

675/AR

564/F 565/F

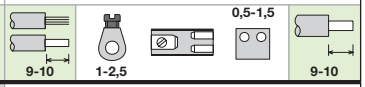

678/V-ST

4P	6A-400V	T85

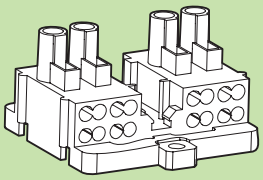

MORSETTO IP20
— Corpo in policarbonato
— Corpo serrafilo in ottone stagnato

IP20 TERMINAL BLOCK
— Polycarbonate body
— Internal part in tinned brass

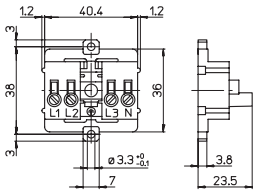

678/A-ST

4P	6A-400V	T85

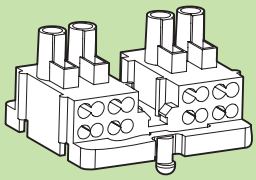

MORSETTO IP20
— Corpo in policarbonato
— Corpo serrafilo in ottone stagnato

IP20 TERMINAL BLOCK
— Polycarbonate body
— Internal part in tinned brass

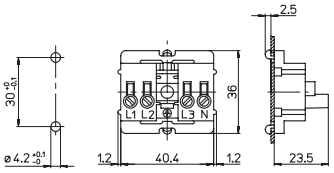

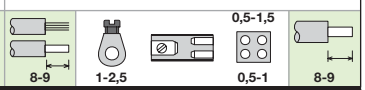

678/A
678/AR

4P+T	6A-400V	T85

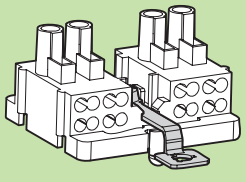

MORSETTI IP20
.../R= con morsetto di terra a bussola
— Corpo in policarbonato
— Corpo serrafilo in ottone stagnato
IP20 TERMINAL BLOCKS
.../R= with screwed earth facility
— Polycarbonate body
— Internal part in tinned brass

678/A

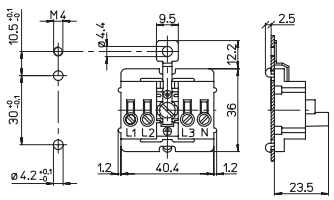

564/F M4x4
565/F M4x6

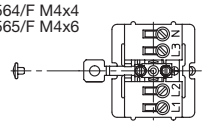

678/AR

564/F 565/F

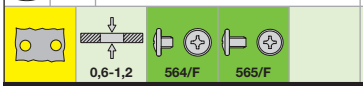

678/V
678/VR

4P+T	6A-400V	T85

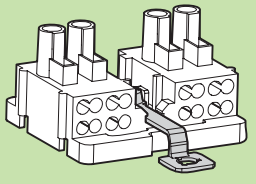

MORSETTI IP20
.../R= con morsetto di terra a bussola
— Corpo in policarbonato
— Corpo serrafilo in ottone stagnato
IP20 TERMINAL BLOCKS
.../R= with screwed earth facility
— Polycarbonate body
— Internal part in tinned brass

678/V

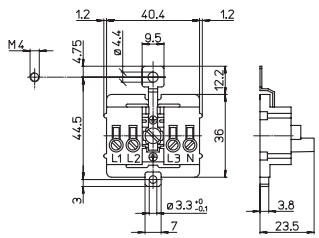

564/F M4x4
565/F M4x6

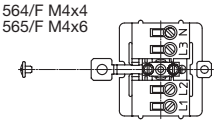

678/VR

564/F 565/F

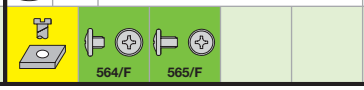

16d

Significato dei simboli sulla copertina

AAG STUCCHI
Essential for lighting



CONNETTORI
CONNECTORS

CONNETTORI
I dispositivi di connessione sono componenti che permettono di collegare un apparecchio alla linea o più apparecchi di illuminazione tra loro garantendo modularità agli impianti elettrici.

I nostri connettori delle serie **1601/...**, **1602/...**, **2601/...** e **2602/...** possono essere utilizzati sia all'interno senza protezione che all'esterno dell'apparecchio d'illuminazione provvisti di bloccacavo e copertura (che protegge la parte di cavo sguainata collegata ai morsetti serrafilo).

La copertura/bloccacavo può anche essere adatta al gancio di sicurezza. La copertura/bloccacavo può avere già il dispositivo d'aggancio. Sia il gancio di sicurezza che il dispositivo d'aggancio servono ad evitare il distacco accidentale tra spina e presa di connessione.

TAPPO DI PROTEZIONE
Accessorio che è utilizzato per coprire la parte accessibile delle prese e spine di connessione per fissaggio a parete, in modo che le parti in tensione non possano essere toccate inavvertitamente da attrezzi o fili metallici.

BLOCCACAVO
Il bloccacavo è un dispositivo che serve per bloccare il cavo di alimentazione. Si deve utilizzare negli apparecchi d'illuminazione mobili, dove il cavo di alimentazione può essere sottoposto a trazione o torsione, per evitare il distacco dei conduttori dai morsetti serrafilo (norme EN/IEC 60598-1).

GANCIO DI SICUREZZA
Dispositivo meccanico che mantiene inserita la spina di connessione in una presa di connessione e ne impedisce la disconnessione involontaria.

GIUNTI DI CONNESSIONE
Dispositivi che permettono di congiungere una spina ad una presa di connessione in modo da avere una continuità del circuito elettrico tra due apparecchi di illuminazione posti uno accanto all'altro.

GIUNTI DI CONNESSIONE A "T"
Dispositivi che, inseriti in una presa di connessione, permettono di alimentare un apparecchio di illuminazione da un cavo di alimentazione passante collegato a presa e spina di connessione.

CONNECTORS
The connectors are components that allow to connect, by means of a cable, luminaires to the supply line or among themselves giving a modular structure to the installation.

Our connectors series **1601/...**, **1602/...**, **2601/...** and **2602/...** can be used either inside the luminaire without protection covers either outside the luminaire when provided with cable lock and cover (protecting the exposed part of the cable connected to the terminals).

The cover/cable lock can also be supplied with a locking device. Some cover/cable lock have an integrated locking device. Either the safety hook or the locking device will protect against accidental disconnection of the plug and socket connector.

PROTECTION CAP
Device used to cover the accessible part of the connection plugs and sockets for wall fixing in such a way that the live parts cannot be unintentionally touched by tools or metal wires.

CABLE LOCK
The cable lock is a device suitable for the supply cable anchorage. It must be used in the adjustable luminaries where the supply cable can be subjected to pulling or tension thus avoiding accidental disconnection (EN/IEC 60598-1 standards).

SAFETY HOOK
Mechanical device allowing to maintain the connection plug fitted in the connection socket and avoids its unintentional withdrawal.

CONNECTION LINKS
Devices allowing to connect a connection plug to a socket in such a way to have the continuity in the electric circuit between two luminaires placed one next to the other.

"T" CONNECTION LINKS
Devices that, mounted in a connection socket, allow to feed a luminaire from a passing through supply cable connected to connections socket and plug.

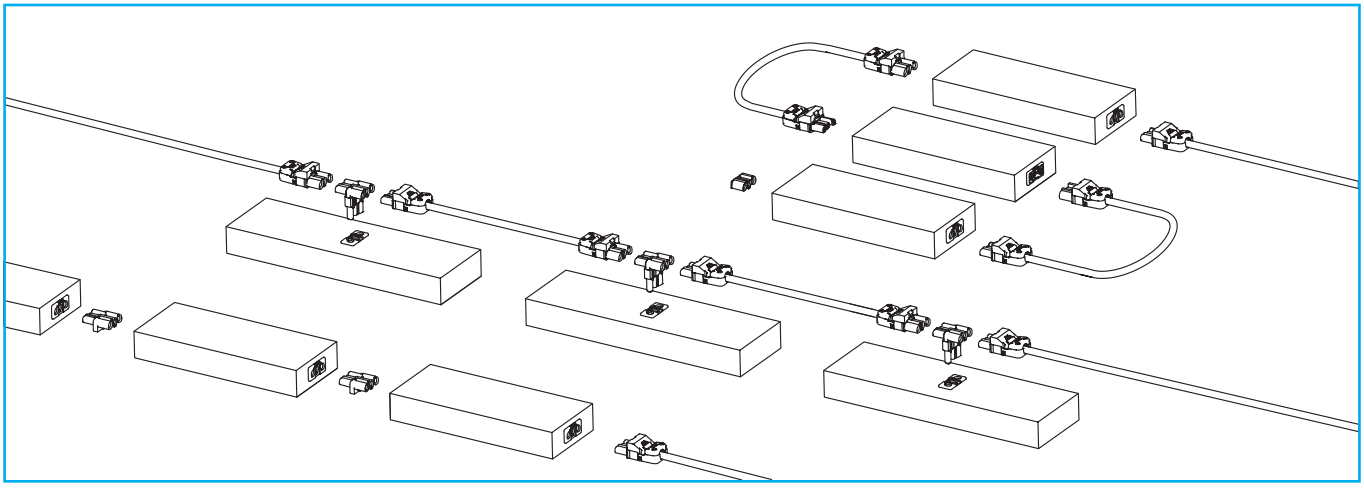

TEMPERATURA "T..." ASSEGNATA AI CONNETTORI 2P+T E 4P+T
Secondo le norme EN/IEC 60998 la temperatura "**T...**" assegnata ai connettori è la temperatura massima dell'ambiente in cui possono essere utilizzati. Per temperatura ambiente si intende quella dell'aria circostante il connettore nell'apparecchio di illuminazione.

Il connettore marcato "**T...**" ha superato la prova di resistenza all'invecchiamento a "**T...**" + 30 °C per 168 ore e la prova di resistenza al calore a "**T...**"+ 45 °C per 1 ora.

I connettori per apparecchi d'illuminazione senza temperatura assegnata devono essere installati in ambienti con temperatura max. di 40 °C.

N.B. La temperatura di funzionamento dei cavi collegati non deve superare la temperatura ad essi assegnata, quindi può rappresentare un limite per l'apparecchio d'illuminazione.

"T..." TEMPERATURE RATING OF 2P+T AND 4P+T CONNECTORS
According to EN/IEC 60998 standards the temperature "**T...**" relating to connectors is the maximum ambient temperature in which the connectors can be used. The ambient temperature is considered to be the temperature of the air surrounding the connectors in the luminaries.

The connector is only marked "**T...**" when it has passed an ageing test, at "**T...**"+30 °C for 168 hours, and an elevated temperature test, at "**T...**"+45 °C for 1 hour.

Connectors for lighting appliances without a given temperature rating should not be installed in ambients above 40 °C.

N.B. The operating temperature of the connecting cables must not exceed their maximum rated value so it can be a limit for the luminaire.

SPINE E PRESE DI CONNESSIONE

Le spine e prese di connessione sono dispositivi che consentono di collegare e scollegare due parti interne di un apparecchio di illuminazione per una rapida manutenzione.

CONNECTION PLUGS AND SOCKETS

Connection plugs and sockets are components that allow to connect and disconnect two internal parts of a luminaire for a quick maintenance.

CAVETTI WIRES

Conduttore flessibile in Cu - Cavetto in PVC HT90 °C
Estremità con fascetta
Flexible conductor in Cu - Wire in PVC HT90 °C
Ferrule on lead wires end

CONNETTORI PROTETTI IP66

I dispositivi di connessione protetti sono componenti che permettono di collegare in modo rapido e semplice gli apparecchi di illuminazione (protetti o stagni) alla linea o fra di loro, garantendo modularità agli impianti elettrici. La protezione IP66 è raggiunta dopo il montaggio del cavo al connettore, con il serraggio del bloccacavo, e l'inserimento del connettore "presa/spina" al connettore "spina/presa", già fissato all'apparecchio di illuminazione, con l'avvitatura dell'apposita ghiera.

IP66 PROTECTED CONNECTORS

Sealed connectors make the connection to and between proof luminaries quick, easy and secure, giving a modular structure to the installation. IP66 protection is only possible if all the cable glands are fully tightened and all plug and socket connection are properly and securely made.

TEMPERATURA "T..." ASSEGNATA AI CONNETTORI 2P E PROTETTI

Secondo le norme EN/IEC 61984 la temperatura "**T...**" assegnata a questi connettori è la temperatura ambiente massima alla quale possono funzionare con una corrente nominale di 16A.
Questo valore è però limitato da quello della temperatura massima d'esercizio dei cavi collegati ai connettori che è inferiore e varia in base alle diverse tipologie utilizzate:

cavo H07RN-F ... x 2,5 mm²: temperatura massima d'esercizio 60 °C
cavo FROR ... x 2,5 mm²: temperatura massima d'esercizio 70 °C
cavo FG7OR ... x 1,5 mm²: temperatura massima d'esercizio 90 °C
cavo FG7OR ... x 2,5 mm²: temperatura massima d'esercizio 90 °C

Coppia di serraggio bloccacavo (solo per i connettori protetti): 2,5 Nm

"T..." TEMPERATURE RATING OF 2P AND PROTECTED CONNECTORS

According to the EN/IEC 61984 standards, the "**T...**" temperature for the above connectors is the maximum ambient temperature in which can be used with a nominal current of 16A.
This value is limited by the maximum working temperature of the cables connected which is lower and can be different depending on the type of wires used:

cable H07RN-F ... x 2,5 mm²: maximum working temperature 60 °C
cable FROR ... x 2,5 mm²: maximum working temperature 70 °C
cable FG7OR ... x 1,5 mm²: maximum working temperature 90 °C
cable FG7OR ... x 2,5 mm²: maximum working temperature 90 °C

Torque value for the glands (only for protected connectors): 2,5 Nm

LIMITI DELLA TEMPERATURA "T..." ASSEGNATA AI CONNETTORI 2P E PROTETTI

Secondo le norme EN/IEC 61984 i limiti inferiore e superiore della temperatura assegnata a questi connettori rappresentano i valori massimi e minimi ai quali essi possono ancora funzionare.

inferiore: -10 °C superiore: +150 °C

LIMITS OF "T..." TEMPERATURE RATING OF 2P AND PROTECTED CONNECTORS

According to the EN/IEC 61984 standards, the lower and upper limiting temperatures relating to the IP66 connectors are the minimum and maximum temperatures in which they are intended to operate.

lower: -10 °C upper: +150 °C

AVVERTENZE PER L'UTILIZZO DEI CONNETTORI

1 I connettori devono essere collegati al cavo in assenza di tensione
2 Il cavo di alimentazione deve essere sempre collegato al connettore presa.
3 I connettori non devono essere utilizzati come sostituti di spine e prese domestiche.

WARNINGS FOR THE USE OF CONNECTORS

1 The connectors must not be assembled to live cables.
2 The supply cable must be always connected to the female connector.
3 The connectors must not be used as replacement for domestic plugs and sockets.

CATEGORIA DI SOVRATENSIONE

I connettori 2P e quelli protetti sono conformi alle distanze in aria e superficiali richieste per la categoria di sovratensione III - grado d'inquinamento 2 (norme EN/IEC 60664-1).

IMPULSE WITHSTAND CATEGORY

2P and protected connectors are in accordance with the prescribed creepage distances and clearances for the impulse withstand category II (EN/IEC 60664-1 standards).

COLLAUDO FINALE DEGLI APPARECCHI D'ILLUMINAZIONE

La scelta dei componenti e il loro corretto montaggio compete al costruttore dell'apparecchio d'illuminazione che deve anche provvedere al suo collaudo finale per verificarne il buon funzionamento.

LUMINAIRES FINAL TEST

The luminaire manufacturer is responsible for the choice and the correct mounting of the components and he must also carry out a final test on the luminaire to verify its correct operation.

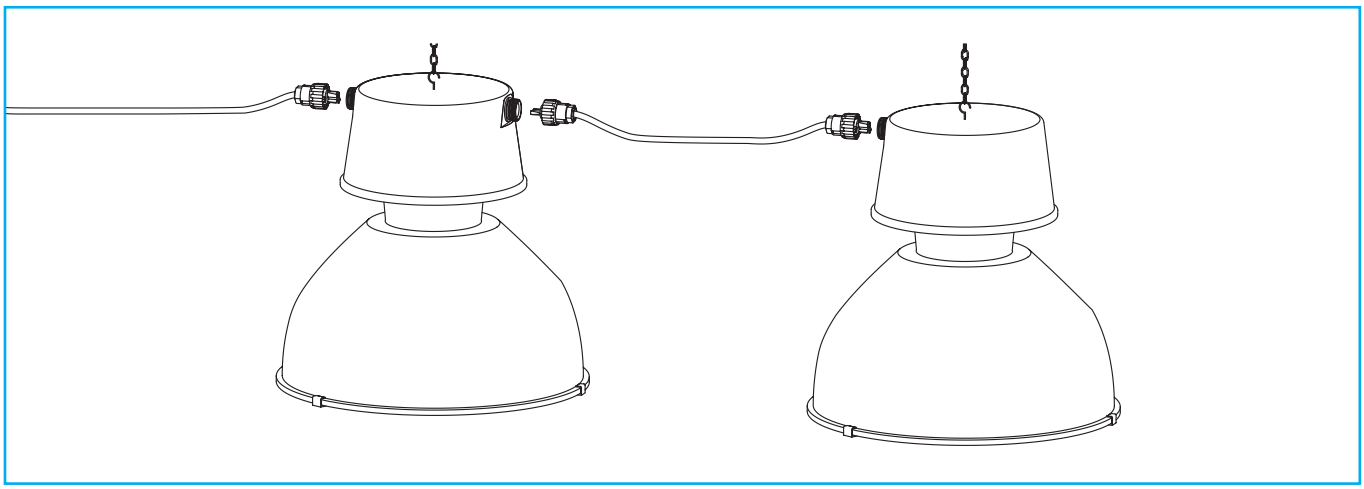

17a

A.A.G. STUCCHI

659/105 660/105

2P	6A-250V	T90

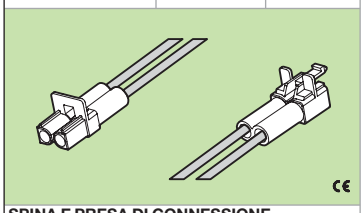

SPINA E PRESA DI CONNESSIONE
CON DISPOSITIVO D'AGGANCIO
— Corpo in poliammide
— Contatti in ottone stagnato
CONNECTION PLUG AND SOCKET
WITH LOCKING DEVICE
— Polyamide body
— Tinned brass contacts

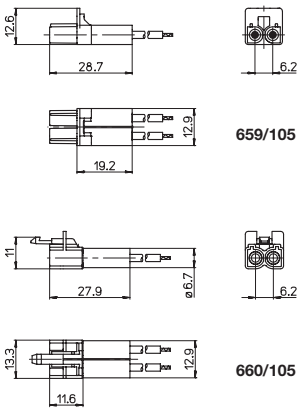

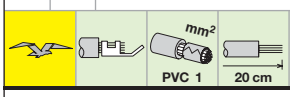

Significato dei simboli sulla copertina

A.A.G. STUCCHI
Essential for lighting

2601/VB-2
2601/VN-2

2P	16A-250V	T120

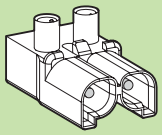

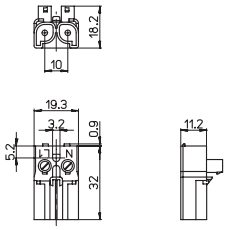

SPINE DI CONNESSIONE IP20
— Corpo in poliammide .../B= bianco .../N= nero
— Contatti in ottone argentato

IP20 CONNECTION PLUGS
— Polyamide body .../B= white .../N= black
— Silver plated contacts

Con/With: 2602/V...-2

mm² 1-2,5	mm² 1-2,5	7-8

2602/VB-2
2602/VN-2

2P	16A-250V	T120

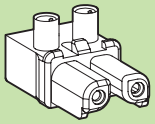

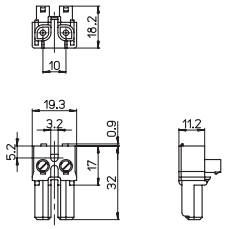

PRESE DI CONNESSIONE IP20
— Corpo in poliammide .../B= bianco .../N= nero
— Contatti in ottone argentato

IP20 CONNECTION SOCKETS
— Polyamide body .../B= white .../N= black
— Silver plated contacts

Con/With: 2601/V...-2

mm² 1-2,5	mm² 1-2,5	7-8

2601/VCB-M-2 2601/VCB-SM-2
2601/VCN-M-2 2601/VCN-SM-2

2P	16A-250V	T120



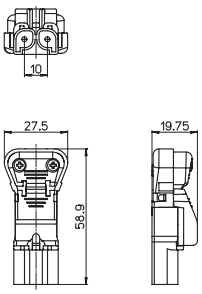

SPINE DI CONNESSIONE IP20
CON COPERTURA
— Corpo in poliammide .../B= bianco .../N= nero
— Contatti in ottone argentato
IP20 CONNECTION PLUGS
WITH COVER
— Polyamide body .../B= white .../N= black
— Silver plated contacts

Con/With: 2602/VC...-2

mm² 1-2,5	mm² 1-2,5	7-8	5kV	M	SM

2602/VMB-M-2 2602/VMB-SM-2
2602/VMN-M-2 2602/VMN-SM-2

2P	16A-250V	T120



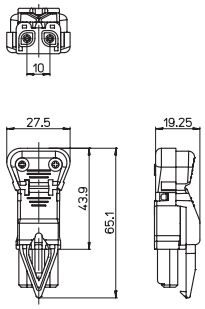

PRESE DI CONNESSIONE IP20
CON COPERTURA E GANCIO
— Corpo in poliammide .../B= bianco .../N= nero
— Contatti in ottone argentato
IP20 CONNECTION SOCKETS
WITH COVER AND LOCKING DEVICE
— Polyamide body .../B= white .../N= black
— Silver plated contacts

Con/With: 2601/VC...-2

mm² 1-2,5	mm² 1-2,5	7-8	5kV	M	SM

2601/VMB-M-2 2601/VMB-SM-2
2601/VMN-M-2 2601/VMN-SM-2

2P	16A-250V	T120

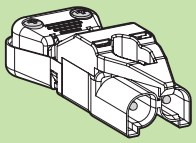

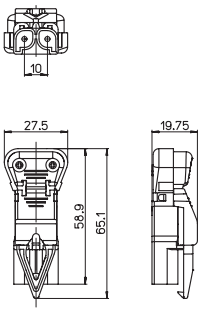

SPINE DI CONNESSIONE IP20
CON COPERTURA E GANCIO
— Corpo in poliammide .../B= bianco .../N= nero
— Contatti in ottone argentato
IP20 CONNECTION PLUGS
WITH COVER AND LOCKING DEVICE
— Polyamide body .../B= white .../N= black
— Silver plated contacts

Con/With: 2602/VC...-2

mm² 1-2,5	mm² 1-2,5	7-8	5kV	M	SM

2602/VCB-M-2 2602/VCB-SM-2
2602/VCN-M-2 2602/VCN-SM-2

2P	16A-250V	T120



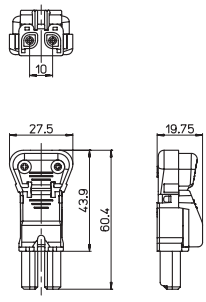

PRESE DI CONNESSIONE IP20
CON COPERTURA
— Corpo in poliammide .../B= bianco .../N= nero
— Contatti in ottone argentato
IP20 CONNECTION SOCKETS
WITH COVER
— Polyamide body .../B= white .../N= black
— Silver plated contacts

Con/With: 2601/VC...-2

mm² 1-2,5	mm² 1-2,5	7-8	5kV	M	SM

17b

A.A.G. STUCCHI

657/105 658/105

2P+T	6A-250V	T90

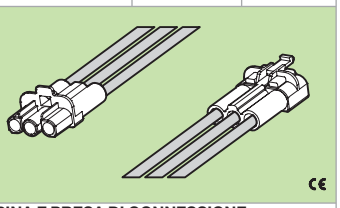

SPINA E PRESA DI CONNESSIONE
CON DISPOSITIVO D'AGGANCIO
— Corpo in poliammide
— Contatti in ottone stagnato

CONNECTION PLUG AND SOCKET
WITH LOCKING DEVICE
— Polyamide body
— Tinned brass contacts

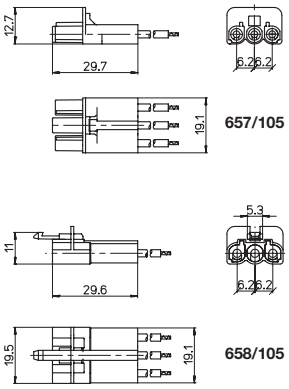

mm² PVC 1	20 cm

1600/AB 1600/AN

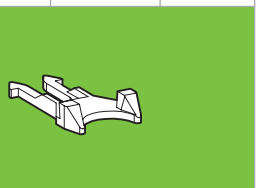

GANCI DI SICUREZZA
— Corpo in poliammide .../B= bianco .../N= nero

SAFETY HOOKS
— Polyamide body .../B= white .../N= black

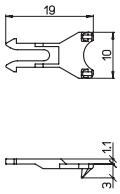

Per/For: 1601/A... 1602/A...

1601/VB 1601/VN

2P+T	16A-250V	T110

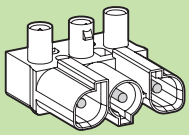

SPINE DI CONNESSIONE IP20
— Corpo in poliammide .../B= bianco .../N= nero
— Contatti in ottone argentato

IP20 CONNECTION PLUGS
— Polyamide body .../B= white .../N= black
— Silver plated contacts

CS8260N AS/NZS 3131:1995

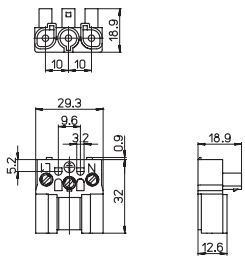

Con/With: 1602/V...

mm² 1-2,5	mm² 1-2,5	7-8

1602/VB 1602/VN

2P+T	16A-250V	T110

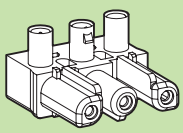

PRESE DI CONNESSIONE IP20
— Corpo in poliammide .../B= bianco .../N= nero
— Contatti in ottone argentato

IP20 CONNECTION SOCKETS
— Polyamide body .../B= white .../N= black
— Silver plated contacts

CS8260N AS/NZS 3131:1995

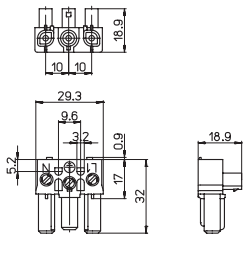

Con/With: 1601/V...

mm² 1-2,5	mm² 1-2,5	7-8

Significato dei simboli sulla copertina

1601/AB
1601/AN

2P+T	16A-250V	T110

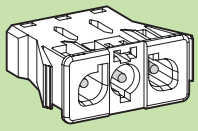

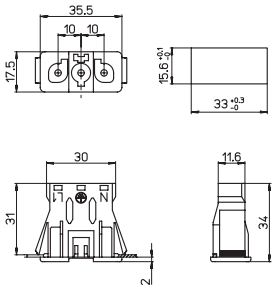

SPINE DI CONNESSIONE IP20
PER FISSAGGIO A PARETE
— Corpo in poliammide .../B= bianco .../N= nero
— Contatti in ottone stagnato

IP20 CONNECTION PLUGS
FOR WALL FIXING
— Polyamide body .../B= white .../N= black
— Tinned brass contacts

CS8260N AS/NZS 3131:1995

Con/With: 1602/VA... 1602/VC... 2602/VC...

0,6-1,5 | 0,5-2,5 mm² | 11-12 | 1600/A... | 1600/G... | 1600/TS

1602/AB
1602/AN

2P+T	16A-250V	T110

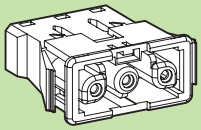

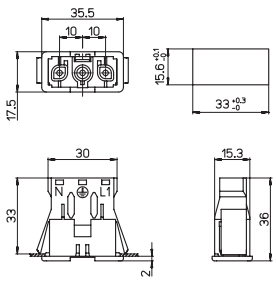

PRESE DI CONNESSIONE IP20
PER FISSAGGIO A PARETE
— Corpo in poliammide .../B= bianco .../N= nero
— Contatti in ottone stagnato

IP20 CONNECTION SOCKETS
FOR WALL FIXING
— Polyamide body .../B= white .../N= black
— Tinned brass contacts

CS8260N AS/NZS 3131:1995

Con/With: 1601/VA... 1601/VC... 2601/VC...

0,6-1,5 | 0,5-2,5 mm² | 11-12 | 1600/A... | 1600/G... | 1600/T

1600/GB
1600/GN

2P+T	16A-250V	T110

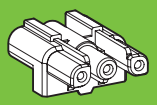

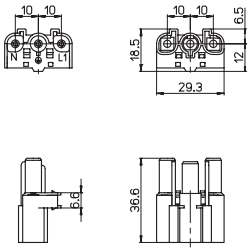

GIUNTI DI CONNESSIONE
— Corpo in poliammide .../B= bianco .../N= nero
— Contatti in ottone argentato

CONNECTION LINKS
— Polyamide body .../B= white .../N= black
— Nickel plated brass contacts

Per/For: 1601/A... 1602/A...

1600/GTB
1600/GTN

2P+T	16A-250V	T110



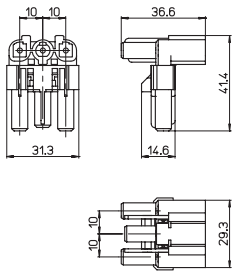

GIUNTI DI CONNESSIONE
— Corpo in poliammide .../B= bianco .../N= nero
— Contatti in ottone argentato

CONNECTION LINKS
— Polyamide body .../B= white .../N= black
— Nickel plated brass contacts

Per/For: 1601... 1602... 2601/VC... 2602/VC...

1600/AT

1600/TB
1600/TN

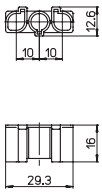

TAPPI DI PROTEZIONE
— Corpo in poliammide .../B= bianco .../N= nero

PROTECTION CAPS
— Polyamide body .../B= white .../N= black

Per/For: 1602/A...

1600/TSB
1600/TSN

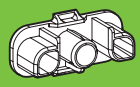

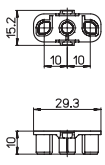

TAPPI DI PROTEZIONE
— Corpo in poliammide .../B= bianco .../N= nero

PROTECTION CAPS
— Polyamide body .../B= white .../N= black

Per/For: 1601/A...

1601/VAB-M 1601/VAB-SM
1601/VAN-M 1601/VAN-SM

2P+T	16A-250V	T110

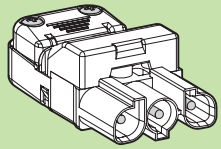

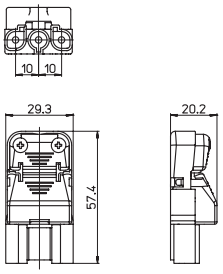

SPINE DI CONNESSIONE IP20
CON COPERTURA PER GANCIO DI SICUREZZA
— Corpo in poliammide .../B= bianco .../N= nero
— Contatti in ottone argentato
IP20 CONNECTION PLUGS
WITH COVER FOR SAFETY HOOK
— Polyamide body .../B= white .../N= black
— Silver plated contacts

CS8260N AS/NZS 3131:1995

Con/With: 1602/A...

			mm² 1-2,5	mm² 1-2,5	7-8	M	SM	1600/A...	1600/GT

1602/VAB-M 1602/VAB-SM
1602/VAN-M 1602/VAN-SM

2P+T	16A-250V	T110

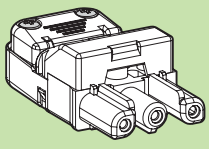

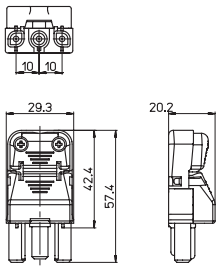

PRESE DI CONNESSIONE IP20
CON COPERTURA PER GANCIO DI SICUREZZA
— Corpo in poliammide .../B= bianco .../N= nero
— Contatti in ottone argentato
IP20 CONNECTION SOCKETS
WITH COVER FOR SAFETY HOOK
— Polyamide body .../B= white .../N= black
— Silver plated contacts

CS8260N AS/NZS 3131:1995

Con/With: 1601/A...

			mm² 1-2,5	mm² 1-2,5	7-8	M	SM	1600/A....	1600/GT

1601/VCB-M 1601/VCB-SM
1601/VCN-M 1601/VCN-SM

2P+T	16A-250V	T110

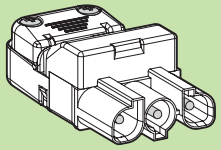

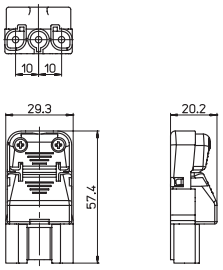

SPINE DI CONNESSIONE IP20
CON COPERTURA
— Corpo in poliammide .../B= bianco .../N= nero
— Contatti in ottone argentato
IP20 CONNECTION PLUGS
WITH COVER
— Polyamide body .../B= white .../N= black
— Silver plated contacts

CS8260N AS/NZS 3131:1995

Con/With: 1602/VC... 1602/A...

			mm² 1-2,5	mm² 1-2,5	7-8	M	SM

1602/VCB-M 1602/VCB-SM
1602/VCN-M 1602/VCN-SM

2P+T	16A-250V	T110

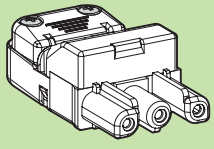

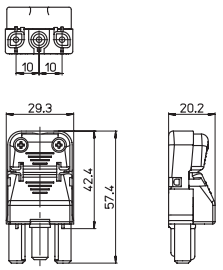

PRESE DI CONNESSIONE IP20
CON COPERTURA
— Corpo in poliammide .../B= bianco .../N= nero
— Contatti in ottone argentato
IP20 CONNECTION SOCKETS
WITH COVER
— Polyamide body .../B= white .../N= black
— Silver plated contacts

CS8260N AS/NZS 3131:1995

Con/With: 1601/VC... 1601/A...

			mm² 1-2,5	mm² 1-2,5	7-8	M	SM

1601/VMB-M 1601/VMB-SM
1601/VMN-M 1601/VMN-SM

2P+T	16A-250V	T110

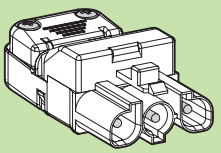

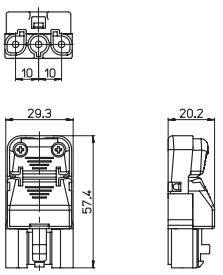

SPINE DI CONNESSIONE IP20
CON COPERTURA E GANCIO
— Corpo in poliammide .../B= bianco .../N= nero
— Contatti in ottone argentato
IP20 CONNECTION PLUGS
WITH COVER AND LOCKING DEVICE
— Polyamide body .../B= white .../N= black
— Silver plated contacts

Con/With: 1602/VF...

			mm² 1-2,5	mm² 1-2,5	7-8	M	SM

1602/VFB-M 1602/VFB-SM
1602/VFN-M 1602/VFN-SM

2P+T	16A-250V	T110

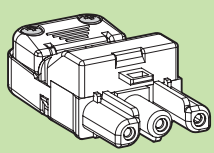

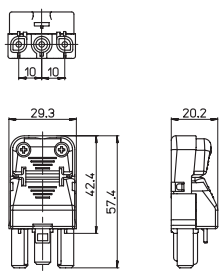

PRESE DI CONNESSIONE IP20
CON COPERTURA E GANCIO
— Corpo in poliammide .../B= bianco .../N= nero
— Contatti in ottone argentato
IP20 CONNECTION SOCKETS
WITH COVER AND LOCKING DEVICE
— Polyamide body .../B= white .../N= black
— Silver plated contacts

Con/With: 1601/VM...

			mm² 1-2,5	mm² 1-2,5	7-8	M	SM

2601/VB
2601/VN

2P+T	16A-250V	T110

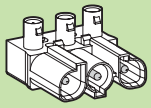

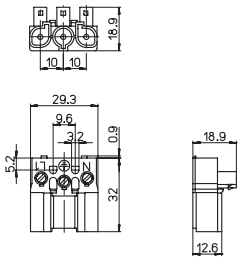

SPINE DI CONNESSIONE IP20
— Corpo in poliammide .../B= bianco .../N= nero
— Contatti in ottone argentato

IP20 CONNECTION PLUGS
— Polyamide body .../B= white .../N= black
— Silver plated contacts

Con/With: 2602/V...

mm² 1-2,5 | mm² 1-2,5 | 7-8

2602/VB
2602/VN

2P+T	16A-250V	T110



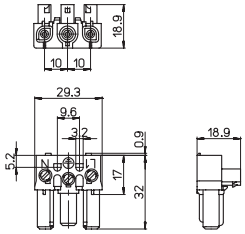

PRESE DI CONNESSIONE IP20
— Corpo in poliammide .../B= bianco .../N= nero
— Contatti in ottone argentato

IP20 CONNECTION SOCKETS
— Polyamide body .../B= white .../N= black
— Silver plated contacts

Con/With: 2601/V...

mm² 1-2,5 | mm² 1-2,5 | 7-8

2601/VCB-M 2601/VCB-SM
2601/VCN-M 2601/VCN-SM

2P+T	16A-250V	T110

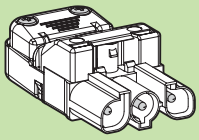

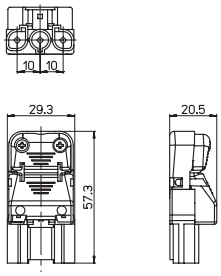

SPINE DI CONNESSIONE IP20
CON COPERTURA
— Corpo in poliammide .../B= bianco .../N= nero
— Contatti in ottone argentato
IP20 CONNECTION PLUGS
WITH COVER
— Polyamide body .../B= white .../N= black
— Silver plated contacts

Con/With: 2602/VC... 2602/VM... 1602/A...

mm² 1-2,5 | mm² 1-2,5 | 7-8 | M | SM | 2600/A

2602/VMB-M 2602/VMB-SM
2602/VMN-M 2602/VMN-SM

2P+T	16A-250V	T110



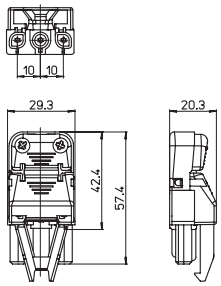

PRESE DI CONNESSIONE IP20
CON COPERTURA E GANCIO
— Corpo in poliammide .../B= bianco .../N= nero
— Contatti in ottone argentato
IP20 CONNECTION SOCKETS
WITH COVER AND LOCKING DEVICE
— Polyamide body .../B= white .../N= black
— Silver plated contacts

Con/With: 2601/VC...

mm² 1-2,5 | mm² 1-2,5 | 7-8 | M | SM

2601/VMB-M 2601/VMB-SM
2601/VMN-M 2601/VMN-SM

2P+T	16A-250V	T110

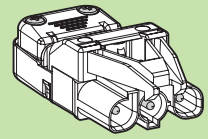

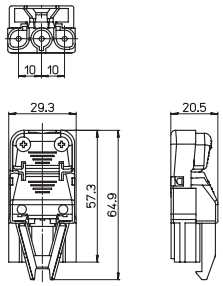

SPINE DI CONNESSIONE IP20
CON COPERTURA E GANCIO
— Corpo in poliammide .../B= bianco .../N= nero
— Contatti in ottone argentato
IP20 CONNECTION PLUGS
WITH COVER AND LOCKING DEVICE
— Polyamide body .../B= white .../N= black
— Silver plated contacts

Con/With: 2602/VC...

mm² 1-2,5 | mm² 1-2,5 | 7-8 | M | SM

2602/VCB-M 2602/VCB-SM
2602/VCN-M 2602/VCN-SM

2P+T	16A-250V	T110

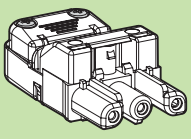

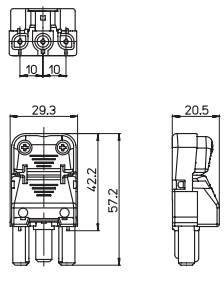

PRESE DI CONNESSIONE IP20
CON COPERTURA
— Corpo in poliammide .../B= bianco .../N= nero
— Contatti in ottone argentato
IP20 CONNECTION SOCKETS
WITH COVER
— Polyamide body .../B= white .../N= black
— Silver plated contacts

Con/With: 2601/VC... 2601/VM... 1601/A...

mm² 1-2,5 | mm² 1-2,5 | 7-8 | M | SM | 2600/A

2600/AB
2600/AN

GANCI DI SICUREZZA
— Corpo in poliammide .../B= bianco .../N= nero

SAFETY HOOKS
— Polyamide body .../B= white .../N= black

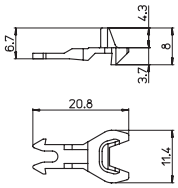

Per/For: 1601/A... 1602/A...

1600/ATB
1600/ATN

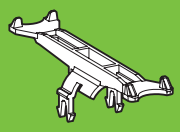

GANCI DI SICUREZZA
— Corpo in poliammide .../B= bianco .../N= nero

SAFETY HOOKS
— Polyamide body .../B= white .../N= black

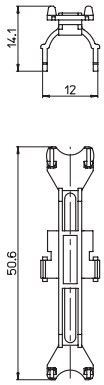

Per/For: 1600/GT...

1601/VB-5
1601/VN-5

4P+T	16A-400V	T110

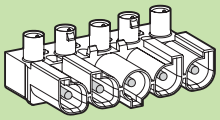

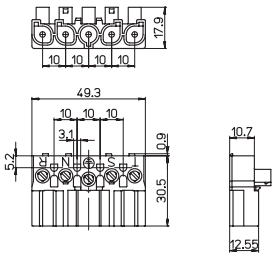

SPINE DI CONNESSIONE IP20
— Corpo in poliammide .../B= bianco .../N= nero
— Contatti in ottone argentato

IP20 CONNECTION PLUGS
— Polyamide body .../B= white .../N= black
— Silver plated contacts

Con/With: 1602/...-5

			mm²	mm²						
			1-2,5	1-2,5	7-8					

1602/VB-5
1602/VN-5

4P+T	16A-400V	T110

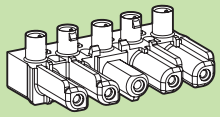

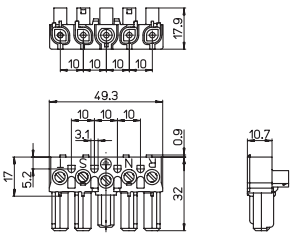

PRESE DI CONNESSIONE IP20
— Corpo in poliammide .../B= bianco .../N= nero
— Contatti in ottone argentato

IP20 CONNECTION SOCKETS
— Polyamide body .../B= white .../N= black
— Silver plated contacts

Con/With: 1601/...-5

			mm²	mm²						
			1-2,5	1-2,5	7-8					

1601/VMB-M-5 1601/VMB-SM-5
1601/VMN-M-5 1601/VMN-SM-5

4P+T	16A-400V	T110

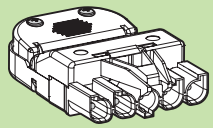

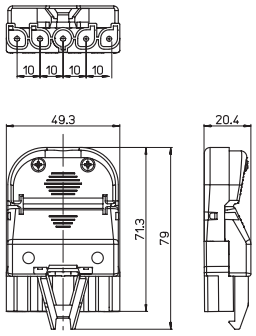

SPINE DI CONNESSIONE IP20
CON COPERTURA E GANCIO
— Corpo in poliammide .../B= bianco .../N= nero
— Contatti in ottone argentato
IP20 CONNECTION PLUGS
WITH COVER AND LOCKING DEVICE
— Polyamide body .../B= white .../N= black
— Silver plated contacts

Con/With: 1602/VC...-5

			mm²	mm²				
			1-2,5	1-2,5	7-8	M	SM	

1602/VCB-M-5 1602/VCB-SM-5
1602/VCN-M-5 1602/VCN-SM-5

4P+T	16A-400V	T110

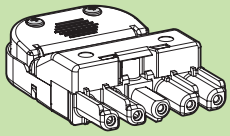

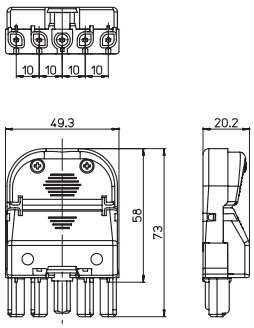

PRESE DI CONNESSIONE IP20
CON COPERTURA
— Corpo in poliammide .../B= bianco .../N= nero
— Contatti in ottone argentato
IP20 CONNECTION SOCKETS
WITH COVER
— Polyamide body .../B= white .../N= black
— Silver plated contacts

Con/With: 1601/VC...-5 1601/VM...-5

			mm²	mm²				
			1-2,5	1-2,5	7-8	M	SM	

1601/VCB-M-5 1601/VCB-SM-5
1601/VCN-M-5 1601/VCN-SM-5

4P+T	16A-400V	T110

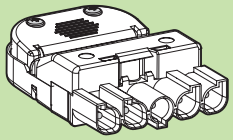

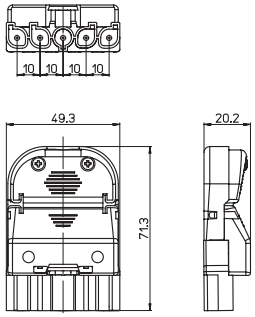

SPINE DI CONNESSIONE IP20
CON COPERTURA
— Corpo in poliammide .../B= bianco .../N= nero
— Contatti in ottone argentato
IP20 CONNECTION PLUGS
WITH COVER
— Polyamide body .../B= white .../N= black
— Silver plated contacts

Con/With: 1602/VC...-5 1602/VM...-5

			mm²	mm²				
			1-2,5	1-2,5	7-8	M	SM	

1602/VMB-M-5 1602/VMB-SM-5
1602/VMN-M-5 1602/VMN-SM-5

4P+T	16A-400V	T110

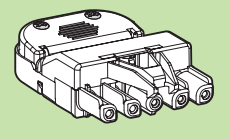

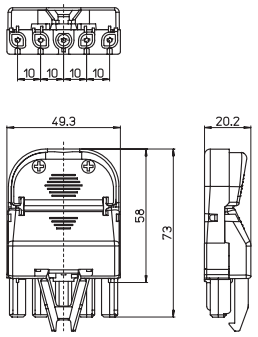

PRESE DI CONNESSIONE IP20
CON COPERTURA E GANCIO
— Corpo in poliammide .../B= bianco .../N= nero
— Contatti in ottone argentato
IP20 CONNECTION SOCKETS
WITH COVER AND LOCKING DEVICE
— Polyamide body .../B= white .../N= black
— Silver plated contacts

Con/With: 1601/VC...-5

			mm²	mm²				
			1-2,5	1-2,5	7-8	M	SM	

1601/ABL-5
1601/ANL-5

4P+T	16A-400V	T110

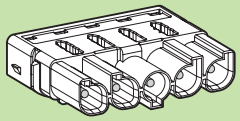

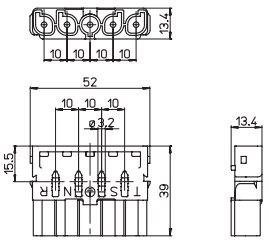

SPINE DI CONNESSIONE IP20
— Corpo in poliammide .../B= bianco .../N= nero
— Contatti in ottone stagnato

IP20 CONNECTION PLUGS
— Polyamide body .../B= white .../N= black
— Tinned brass contacts

Con/With: 1602/...-5

mm²	
0,5-2,5	11-12

1602/ABL-5
1602/ANL-5

4P+T	16A-400V	T110

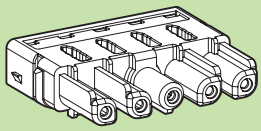

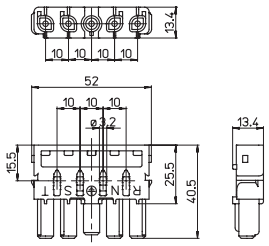

PRESE DI CONNESSIONE IP20
— Corpo in poliammide .../B= bianco .../N= nero
— Contatti in ottone stagnato

IP20 CONNECTION SOCKETS
— Polyamide body .../B= white .../N= black
— Tinned brass contacts

Con/With: 1601/...-5

mm²	
0,5-2,5	11-12

1601/ABL-5-T
1601/ANL-5-T

4P+T	16A-400V	T110

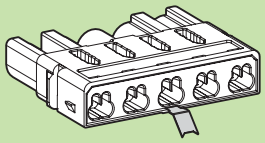

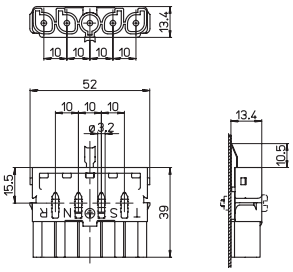

SPINE DI CONNESSIONE IP20
CON CONNESSIONE DI TERRA
— Corpo in poliammide .../B= bianco .../N= nero
— Contatti in ottone stagnato

IP20 CONNECTION PLUGS
WITH EARTH CONNECTION
— Polyamide body .../B= white .../N= black
— Tinned brass contacts

Con/With: 1602/...-5

mm²	
0,5-2,5	11-12

1601/VDB-M-5
1601/VDN-M-5

4P+T	16A-400V	T110

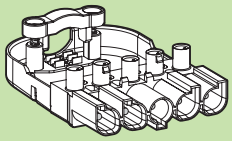

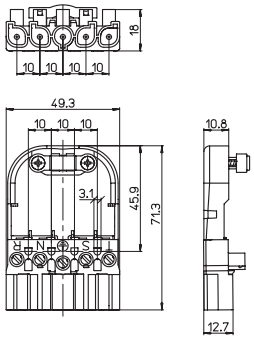

SPINE DI CONNESSIONE IP20
CON BASE E BLOCCACAVO
— Corpo in poliammide .../B= bianco .../N= nero
— Contatti in ottone argentato

IP20 CONNECTION PLUGS
WITH BASE AND CABLE LOCK
— Polyamide body .../B= white .../N= black
— Silver plated contacts

Con/With: 1602/...-5

mm²	mm²	
1-2,5	1-2,5	7-8

1602/VDB-M-5
1602/VDN-M-5

4P+T	16A-400V	T110

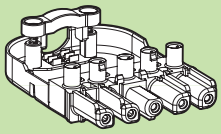

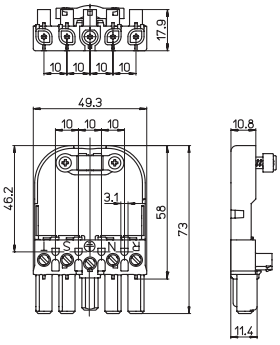

PRESE DI CONNESSIONE IP20
CON BASE E BLOCCACAVO
— Corpo in poliammide .../B= bianco .../N= nero
— Contatti in ottone argentato

IP20 CONNECTION SOCKETS
WITH BASE AND CABLE LOCK
— Polyamide body .../B= white .../N= black
— Silver plated contacts

Con/With: 1601/...-5

mm²	mm²	
1-2,5	1-2,5	7-8

A.A.G. STUCCHI

17d

3601/V-GR

2P+T	16A-250V	T120

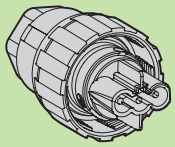

SPINA DI CONNESSIONE IP66
— Corpo in poliammide .../GR= grigio
— Contatti in ottone argentato

IP66 CONNECTION PLUG
— Polyamide body .../GR= grey
— Silver plated brass contacts

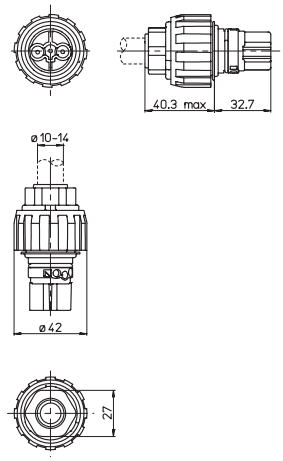

Con/With: 3602/A-GR

		mm²	mm²																
		1-2,5	1-2,5	7-8	5kV	IP66													

3602/A-GR

2P+T	16A-250V	T120

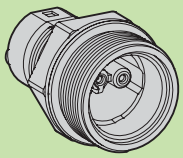

PRESA DI CONNESSIONE IP66
PER FISSAGGIO A PARETE
— Corpo in poliammide .../GR= grigio
— Contatti in ottone stagnato

IP66 CONNECTION SOCKET
FOR WALL FIXING
— Polyamide body .../GR= grey
— Tinned brass contacts

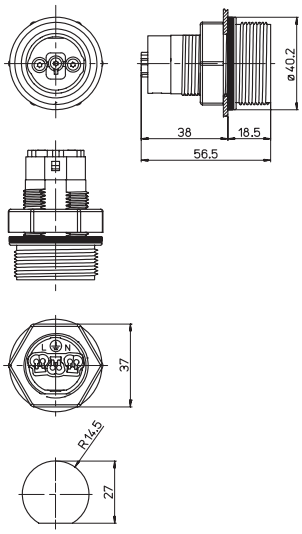

Con/With: 3601/V-GR

		mm²		mm²															
		0,5-2,5		11-12	5kV	IP66													

3601/A-GR

2P+T	16A-250V	T120

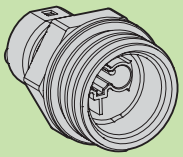

SPINA DI CONNESSIONE IP66
PER FISSAGGIO A PARETE
— Corpo in poliammide .../GR= grigio
— Contatti in ottone stagnato

IP66 CONNECTION PLUG
FOR WALL FIXING
— Polyamide body .../GR= grey
— Tinned brass contacts

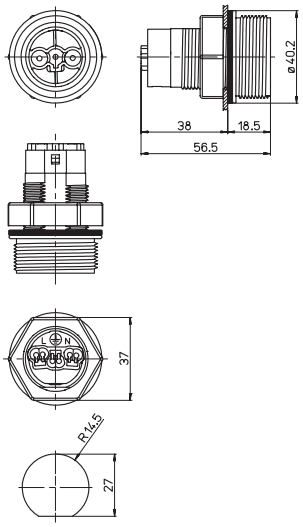

Con/With: 3602/V-GR

		mm²																	
		0,5-2,5	11-12	5kV	IP66														

3602/V-GR

2P+T	16A-250V	T120

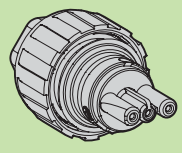

PRESA DI CONNESSIONE IP66
— Corpo in poliammide .../GR= grigio
— Contatti in ottone argentato

IP66 CONNECTION SOCKET
— Polyamide body .../GR= grey
— Silver plated brass contacts

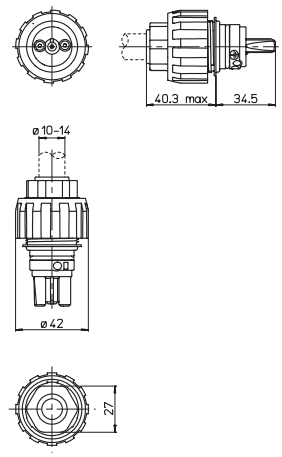

Con/With: 3601/A-GR

		mm²	mm²																
		1-2,5	1-2,5	7-8	5kV	IP66													

⚠ Significato dei simboli sulla copertina

	RX7s	PG12-2
	RX7s-24	PGX12-2
	G8,5	Fc2
EN 60838-1	GX10	K12,5x7s
IEC 60838-1	G12	E40



PORTALAMPADE PER LAMPADE A SCARICA

LAMPHOLDERS FOR DISCHARGE LAMPS

Watt	Z (mm ±1,6)	D (mm max)	H (mm max)
70 RX7s	114,2	ø22	22
150 RX7s-24	132,0	ø25	25

20W-35W-70W

35W

20W-35W-70W-150W

70W PG12-2 **150W** PGX12-2

Watt	A (mm +0 -1)	D (mm max)
250	139	ø27.5
400	183	ø32.5

1000W-2000W

50W-100W

35W-50W-100W

50W-80W

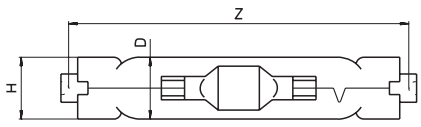

RX7s
RX7s-...

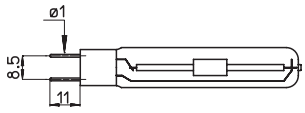

G8,5

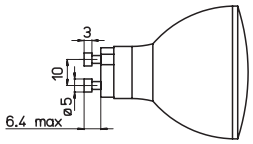

GX10

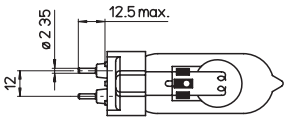

G12

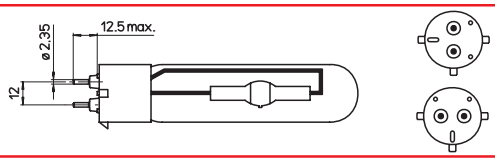

PG12-2
PGX12-2

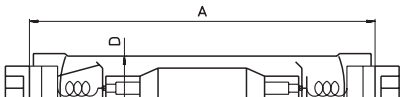

Fc2

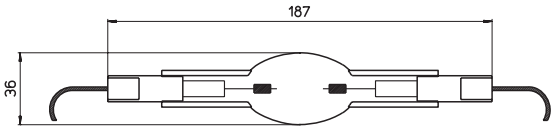

K12,5x7s

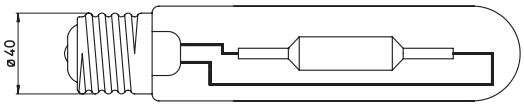

E40

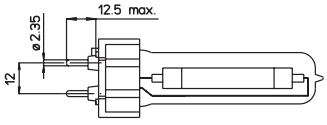

GX12-1

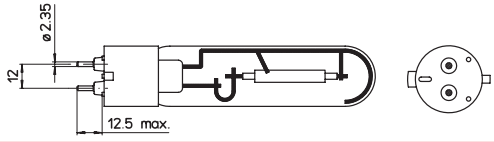

PG12-1

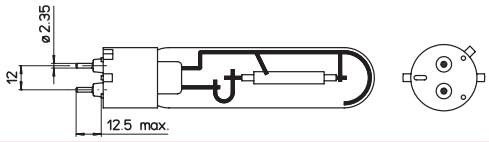

PG12-3

AAG STUCCHI Essential for lighting

AVVERTENZE PER UNA CORRETTA INSTALLAZIONE, UN BUON FUNZIONAMENTO E DURATA LAMPADA/PORTALAMPADA

RX7s

I nostri portalampade sono costruiti per resistere alle alte temperature prodotte dalle lampade (300°C sulla parte schiacciata, all'estremità del bulbo e 600°C sulla parte mediana del bulbo).Per questo motivo abbiamo utilizzato materiali e cavi appropriati e curato la pressione di contatto: nei portalampade per lampade RX7s, l'elemento di contatto è realizzato in rame con punta in argento, mentre per gli altri tipi di portalampade l'elemento di contatto è in nichel puro. Molle di acciaio speciale garantiscono la pressione appropriata.

1 I nostri portalampade RX7s già montati sulle staffe assicurano che la forza ottimale di contatto sia contenuta nei valori minimo e massimo, previsti nel foglio 7005-53-3 delle norme EN/IEC 60061-2, quando vengono inseriti appositi calibri di differenti lunghezze. Una forza di contatto eccessiva causa sollecitazioni meccaniche che possono rompere la lampada in prossimità degli attacchi, mentre una forza insufficiente causa un falso contatto e provoca surriscaldamenti pericolosi nel punto di attacco lampada/portalampade.

2 Per garantire una pressione sufficiente dopo il montaggio nell'apparecchio d'illuminazione, la staffa su cui sono fissati i portalampade RX7s deve essere sostenuta anche alle estremità quando è fissata con la sola vite e sostegno centrale.

3 Il montaggio di una coppia di portalampade RX7s (forniti senza staffa) in ogni caso deve rispettare le indicazioni contenute nelle norme sopra indicata e pertanto devono essere montati alla distanza "A" indicata a catalogo.

4 Gli apparecchi di illuminazione devono essere in grado di smaltire il calore prodotto dalle lampade affinchè sui portalampade e sui cavi non venga superata la temperatura ad essi assegnata.

5 Nell'uso di accenditori di illuminazione è importante verificare che la tensione di impulso non superi quella prevista per il portalampade.

N.B. La protezione dai contatti accidentali, così come le distanze in aria e superficiali verso le parti attive sulla parte posteriore del portalampade, devono essere rispettate al momento del montaggio.

CARATTERISTICHE DEI CONTATTI

La maggior parte dei nostri portalampade ha il conduttore aggraffato ed il contatto con punta in argento per garantire un collegamento sicuro ed una migliore funzione dissipatrice del calore sui piolini della lampada.

CUFFIA DI PROTEZIONE ART. S-204/1

Secondo le norme EN/IEC 60598-2-2 i portalampade che si trovano all'esterno degli apparecchi da incasso devono avere le distanze in aria e superficiali tra parti in tensione e superficie esterna previste per la classe II (6,5 mm minimo). Per soddisfare tale richiesta, può essere utilizzata la cuffia di protezione con quei portalampade che hanno la parte posteriore aperta e con la molla in tensione accessibile.

WARNINGS TO ENSURE CORRECT INSTALLATION AND OPERATION, PLUS LONG LAMP AND LAMPHOLDER LIFE

RX7s

Our lampholders are made to withstand the high temperatures produced by the lamps (300°C at the pinched ends and 600°C in the centre of the lamp). For this purpose appropriate materials and wires have been selected and the contact resistance reduced by the use of copper contacts with silver tips (RX7s) or pure nickel contacts.
Special steel springs control the contact pressure.

1 For RX7s lampholders which are supplied assembled on brackets, the contact pressure can be guaranteed to be between the maximum and minimum values stated on page 7005-53-3 of the EN/IEC 60061-2 standards, when the gauges of various lengths are applied.
A too high pressure may lead to mechanical breakages of the lamp, close to the lamp caps, whilst a too low pressure may allow dangerous overheating.

2 To guarantee a good contact pressure after mounting into the luminaire, the bracket on which RX7s lamp holders are mounted must be supported at the ends when they are fixed only by means of the central screw and support.

3 The mounting of RX7s lampholders, supplied without connecting brackets, should comply with the distances laid down in the above mentioned standards, and care should be taken to mount these at the distance "A" as shown in the catalogue.

4 Luminaires must be capable of dissipating the heat produced by the lamps, such that the operating temperatures of the lampholders and the connecting wires are not exceeded.

5 It is imperative that the pulse voltages during ignition do not exceed the maximum ratings of the lampholder.

N.B. To protect from electric shock, the creepage and clearance distances from live parts on the back of lampholders and any metal frame, must be observed when they are mounted in a luminaire.

CHARACTERISTICS OF CONTACTS

Most of our lampholders has the crimped conductor and contacts with silver tip. This guaranties a safe connection and a better heat dissipation on the lamp pins.

PROTECTION COVER ART. S-204/1

According to the EN/IEC 60598-2-2 standards, lampholders outside the recessed luminaries must have the creepage distances and clearances between live parts and the external surface according to the class II requirements (6,5 mm minimum). To satisfy this requirement, the protection cover can be used with those lampholders with the open rear section and with the live springs accessible.

RIFLETTORI **REFLECTORS**



.../210
Finitura stucco
Stucco finish

Art. 1206-L/... - 1207-S/... - 1208-S/...

.../230
Martellatura grande
Large hammering



G12 GX12-1 Fc2
PG12-1 PG12-2 PG12-3 PGX12-2

I portalampade A.A.G. STUCCHI sono costruiti per resistere alle alte temperature prodotte dalle lampade.
Per questo motivo abbiamo utilizzato materiali e cavi appropriati e curato la pressione di contatto:
1 Gli apparecchi di illuminazione devono essere in grado di smaltire il calore prodotto dalle lampade affinché sui portalampade e sui cavi non venga superata la temperatura ad essi assegnata.
2 Usare un accenditore con tensione ad impulsi che non superi quella prevista per il portalampade.

CARATTERISTICHE DEI CONTATTI

La maggior parte dei nostri portalampade ha contatti in nickel puro al quale vengono elettricamente saldati i cavetti per garantire un collegamento sicuro ed una migliore funzione dissipatrice del calore sui piolini della lampada.

G12 GX12-1 Fc2
PG12-1 PG12-2 PG12-3 PGX12-2

A.A.G. STUCCHI lampholders are made to withstand the high temperatures produced by the lamps.
For this purpose appropriate materials and wires have been selected and the contact resistance:
1 Luminaires must be capable of dissipating the heat produced by the lamps, such that the operating temperatures of the lampholders and the connecting wires are not exceeded.
2 Use only igniters which do not exceed the voltage rating of the lampholders.

CHARACTERISTICS OF CONTACTS

Most of our lampholders have pure nickel contacts to which wires are electrically welded. This guaranties a safe connection and a better heat dissipation on the lamp pins.

TEMPERATURE "T..." ASSEGNATE AL PORTALAMPADE

Secondo le norme EN/IEC 60838-1, la temperatura "**T...**" assegnata a portalampade è la temperatura massima per la quale è previsto il portalampade (misurata dove avviene il contatto elettrico con l'attacco della lampada). Il portalampade marcato "**T...**" ha superato la prova di durata a **T...**+10 °C per 48 ore e la prova di resistenza al calore a **T...**+35 °C per 168 ore.

Le temperature: **T** (assegnata al portalampade)
T1 (assegnata a parti del portalampade se è diversa da **T**)
T2 (assegnata ai cavetti)

sono quelle massime previste per gli stessi e non devono essere superate per non compromettere l'integrità del portalampade e il suo funzionamento.

"T..." TEMPERATURES RATING OF LAMPHOLDERS

According to EN/IEC 60838-1 standards, the temperature "**T...**" of the lampholder is the maximum working temperature for which the lampholder can be used (measured in the area where there is the electric contact with the lamp cap). Lampholders "**T...**" marked have performed the endurance test at **T...**+10 °C for 48 hours and the resistance to heat test at **T...**+35 °C for 168 hours.

The temperatures: **T** (for the lampholder)
T1 (for the lampholder parts if it is different from T)
T2 (for the wires)

are the maximum working temperatures which must not be exceeded under any circumstances.

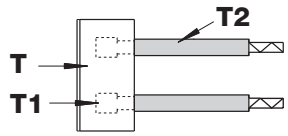

CARATTERISTICHE DEI CONTATTI

La maggior parte dei nostri portalampade ha contatti in nickel puro al quale vengono elettricamente saldati i cavetti per garantire un collegamento sicuro ed una migliore funzione dissipatrice del calore sui piolini della lampada.

CHARACTERISTICS OF CONTACTS

Most of our lampholders have pure nickel contacts to which wires are electrically welded. This guaranties a safe connection and a better heat dissipation on the lamp pins.

CAVETTI

Conduttore flessibile in Cu stagnato - Cavetto in SILICONE 180 °C
Estremità con fascetta
Flexible conductor in Cu tinned - Wire in SILICONE 180 °C
Ferrule on lead wire end

WIRES

Conduttore flessibile in Cu stagnato - Cavetto in SILICONE 180 °C
Estremità con fascetta doppio isolamento
Flexible conductor in Cu tinned - Wire in SILICONE 180 °C
Ferrule on lead wire end double insulated

Conduttore flessibile in Cu nichelato - Cavetto in PTFE+PFA 250 °C
Estremità con fascetta doppio isolamento
Flexible conductor in Cu nickel plated - Wire in PTFE+PFA 250 °C
Ferrule on lead wire end double insulation

COLLAUDO FINALE DEGLI APPARECCHI D'ILLUMINAZIONE

La scelta dei componenti e il loro corretto montaggio compete al costruttore dell'apparecchio d'illuminazione che deve anche provvedere al suo collaudo finale per verificarne il buon funzionamento.

LUMINAIRES FINAL TEST

The luminaire manufacturer is responsible for the choice and the correct mounting of the components and he must also carry out a final test on the luminaire to verify its correct operation.

A.A.G. STUCCHI

18a

203-21

RX7s RX7s-24	4A-1000V	T250

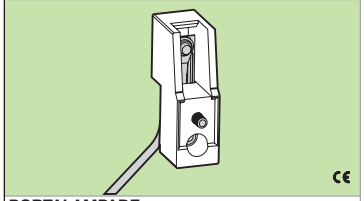

PORTALAMPADE
— Corpo in steatite
— Contatto con punta in argento
— Vite di fissaggio isolata in classe II (250V)

LAMPHOLDER
— Steatite body
— Contacts with silver tip
— Fixing screw class II insulated (250V)

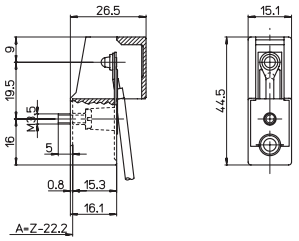

70W 150W

SIL 0,75 mm² | 25 cm | 5kV | S-204/1 | S-204/112

S-204/1

CUFFIA DI PROTEZIONE (CLASSE II)
in LCP (270 °C)

PROTECTION COVER (CLASS II)
in LCP (270 °C)

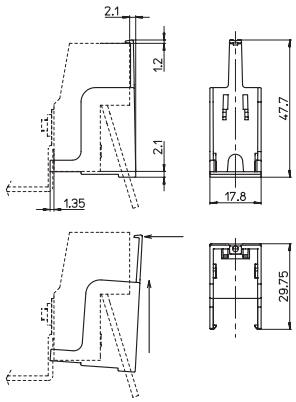

Per/For: 203-21/...

203-21/SB

RX7s	4A-1000V	T250

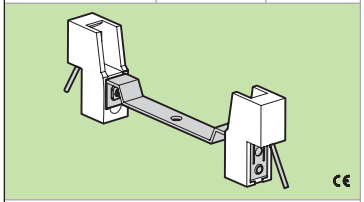

PORTALAMPADE
— Staffa isolata in classe II (250V)

LAMPHOLDER
— Class II insulated support (250V)

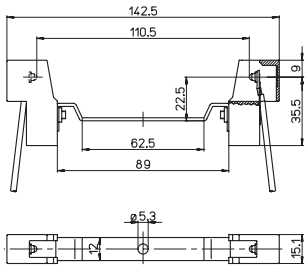

70W

SIL 0,75 mm² | 25 cm | 5kV | S-204/1 | S-204/112

203-21/SB-150

RX7s-24	4A-1000V	T250

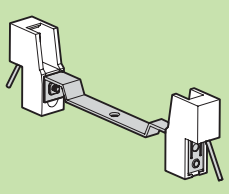

PORTALAMPADE
— Staffa isolata in classe II (250V)

LAMPHOLDER
— Class II insulated support (250V)

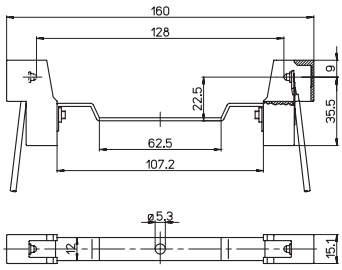

150W

SIL 0,75 mm² | 25 cm | 5kV | S-204/1 | S-204/112

203-21/SC

RX7s	4A-1000V	T250



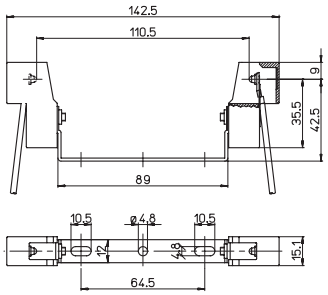

PORTALAMPADE
— Staffa isolata in classe II (250V)

LAMPHOLDER
— Class II insulated support (250V)

70W

SIL 0,75 | 25 cm | 5kV | S-204/1 | S-204/112

203-21/SC-150

RX7s-24	4A-1000V	T250

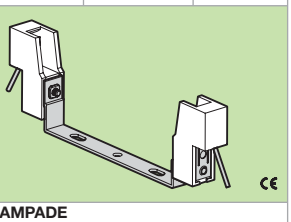

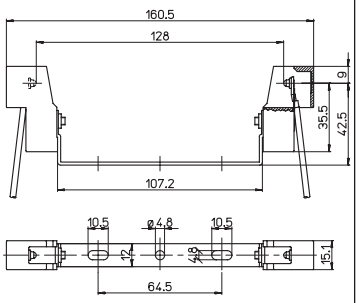

PORTALAMPADE
— Staffa isolata in classe II (250V)

LAMPHOLDER
— Class II insulated support (250V)

150W

SIL 0,75 | 25 cm | 5kV | S-204/1 | S-204/112

203-21/SD

RX7s	4A-1000V	T250

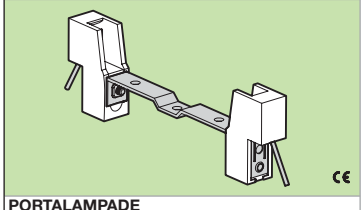

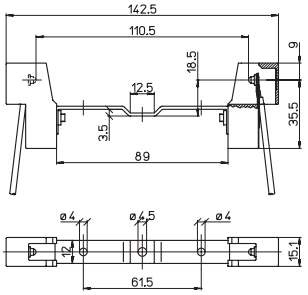

PORTALAMPADE
— Staffa isolata in classe II (250V)

LAMPHOLDER
— Class II insulated support (250V)

70W

SIL 0,75 | 25 cm | 5kV | S-204/1 | S-204/112 | 1206-L/... | 1207-S/...

S-204/112

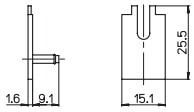

PIASTRINA DI PROTEZIONE
in silicone

PROTECTION PLATE
in silicone

Per/For: 203-21/...

203-21/SG-70

RX7s	4A-1000V	T250

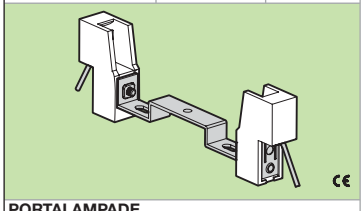

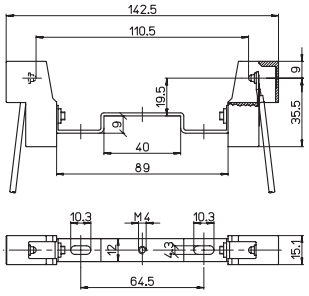

PORTALAMPADE
— Staffa isolata in classe II (250V)

LAMPHOLDER
— Class II insulated support (250V)

70W

SIL 0,75 | 25 cm | 5kV | S-204/1 | S-204/112

203-21/SG-150

RX7s-24	4A-1000V	T250



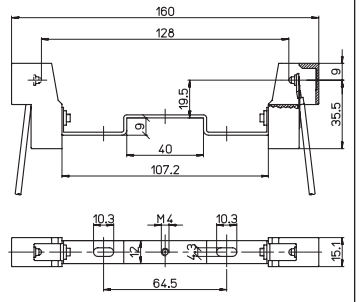

PORTALAMPADE
— Staffa isolata in classe II (250V)

LAMPHOLDER
— Class II insulated support (250V)

150W

SIL 0,75 | 25 cm | 5kV | S-204/1 | S-204/112

203-21/SQ-70

RX7s	4A-1000V	T250

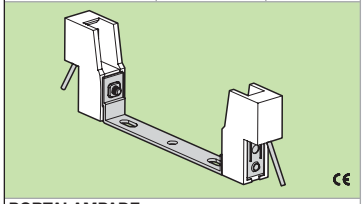

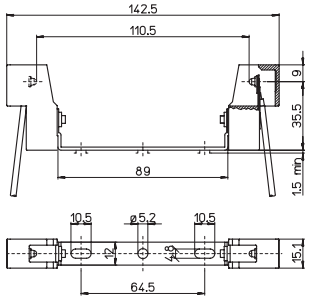

PORTALAMPADE
— Staffa isolata in classe II (250V)

LAMPHOLDER
— Class II insulated support (250V)

70W

SIL 0,75 | 25 cm | 5kV | S-204/1 | S-204/112

203-21/SQ-150

RX7s-24	4A-1000V	T250



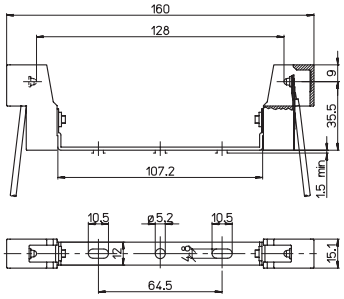

PORTALAMPADE
— Staffa isolata in classe II (250V)

LAMPHOLDER
— Class II insulated support (250V)

150W

SIL 0,75 | 25 cm | 5kV | S-204/1 | S-204/112

1206-L/210
1206-L/230

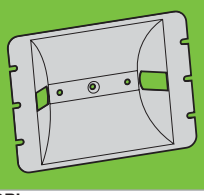

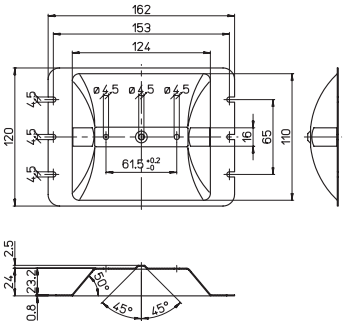

RIFLETTORI
in alluminio
— A fascio largo
— Da montare con due rivetti ø4

REFLECTORS
in aluminum
— Wide beam
— Must be mounted using two ø4 rivets

Per/For: 203-21/SD

1207-S/210
1207-S/230

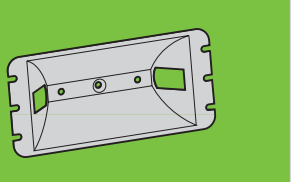

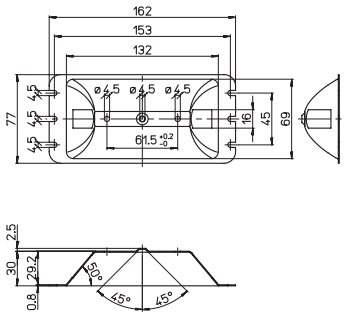

RIFLETTORI
in alluminio
— A fascio stretto
— Da montare con due rivetti ø4

REFLECTORS
in aluminum
— Close beam
— Must be mounted using two ø4 rivets

Per/For: 203-21/SD

205

RX7s RX7s-24	4A-1000V	T250



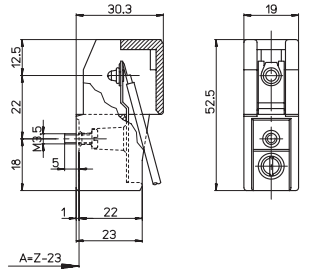

PORTALAMPADE
— Corpo in steatite
— Contatto con punta in argento
— Vite di fissaggio isolata in classe II (250V)

LAMPHOLDER
— Steatite body
— Contacts with silver tip
— Fixing screw class II insulated (250V)

70W 150W

SIL 0,75 | 30 cm | 5kV | S-205/112

S-205/112

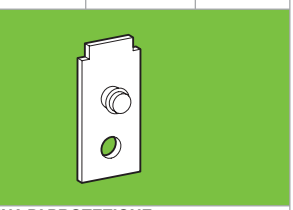

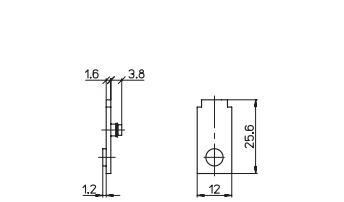

PIASTRINA DI PROTEZIONE
in silicone

PROTECTION PLATE
in silicone

Per/For: 205/...

205/SE-70

RX7s	4A-1000V	T250

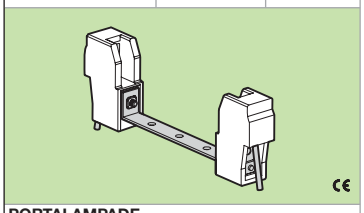

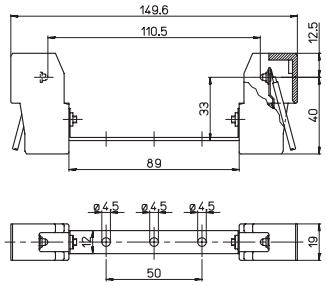

PORTALAMPADE
— Staffa isolata in classe II (250V)

LAMPHOLDER
— Class II insulated support (250V)

70W

SIL 0,75 | 30 cm | 5kV | S-205/112

205/SE-150

RX7s-24	4A-1000V	T250

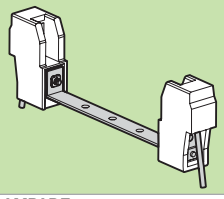

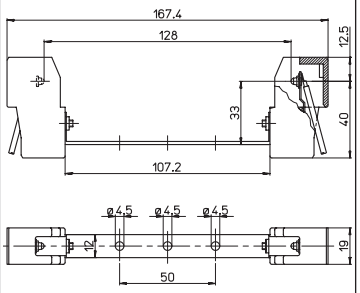

PORTALAMPADE
— Staffa isolata in classe II (250V)

LAMPHOLDER
— Class II insulated support (250V)

150W

SIL 0,75 | 30 cm | 5kV | S-205/112

211-21

RX7s RX7s-24	4A-250V	T250

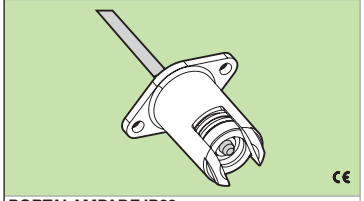

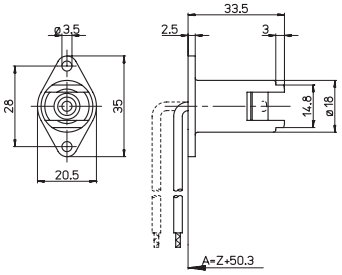

PORTALAMPADE IP20
— Corpo in alluminio
— Passacavo in PPS (T1= 240 °C)
— Contatto in nichel

IP20 LAMPHOLDER
— Aluminium body
— PPS for cable protection (T1= 240 °C)
— Nickel contact

70W 150W

SIL 0,75 | 32 cm | 5kV

211-21/SB

RX7s RX7s-24	4A-250V	T250

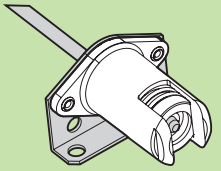

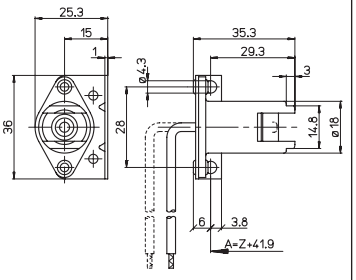

PORTALAMPADE IP20
— Corpo in alluminio
— Passacavo in PPS (T1= 240 °C)
— Contatto in nichel

IP20 LAMPHOLDER
— Aluminium body
— PPS for cable protection (T1= 240 °C)
— Nickel contact

70W 150W

SIL 0,75 | 32 cm | 5kV

211-21/SC

RX7s RX7s-24	4A-250V	T250

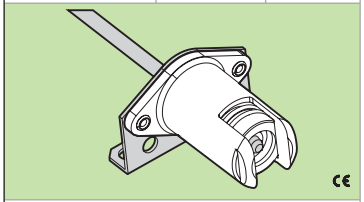

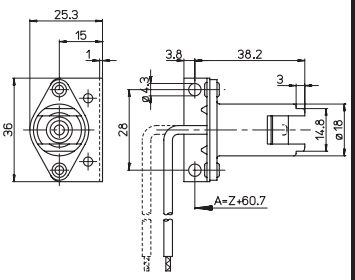

PORTALAMPADE IP20
— Corpo in alluminio
— Passacavo in PPS (T1= 240 °C)
— Contatto in nichel

IP20 LAMPHOLDER
— Aluminium body
— PPS for cable protection (T1= 240 °C)
— Nickel contact

70W 150W

SIL 0,75 | 32 cm | 5kV

211-21/SD

RX7s RX7s-24	4A-250V	T250

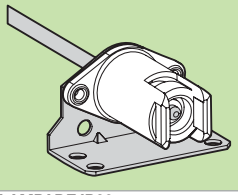

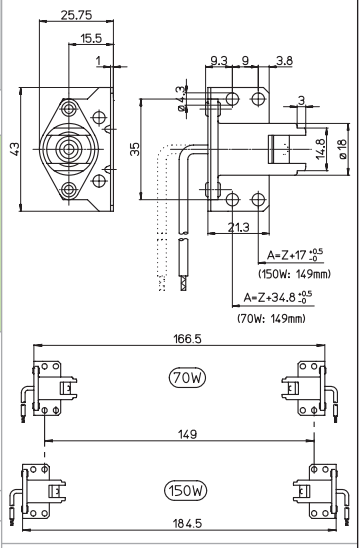

PORTALAMPADE IP20
— Corpo in alluminio
— Passacavo in PPS (T1= 240 °C)
— Contatto in nichel

IP20 LAMPHOLDER
— Aluminium body
— PPS for cable protection (T1= 240 °C)
— Nickel contact

70W 150W

SIL 0,75 | 32 cm | 5kV

1306/SF-14 1306/SF-20

G8,5	2A-500V	T270

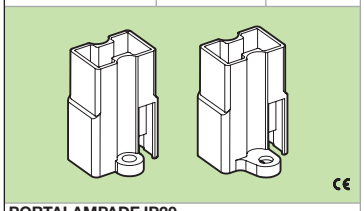

PORTALAMPADE IP20
— Corpo in LCP
— Contatti in CuNiZn (alpacca) argentata

IP20 LAMPHOLDERS
— LCP body
— Silver plated CuNiZn (German silver) contacts

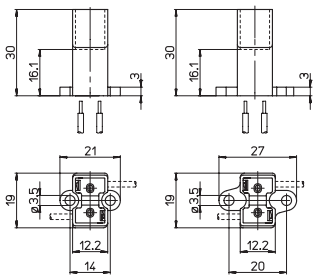

1306/SF-14 1306/SF-20

20W 35W 70W

		mm²	mm²						
		0,5-1	ø1,8 max	8-9	5kV				

1226/X-SF

GX10	2A-250V	T270

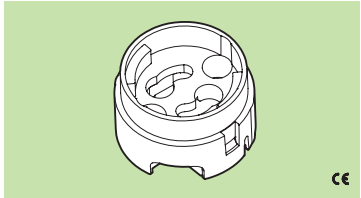

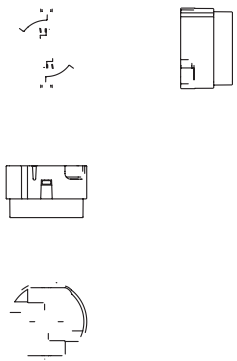

PORTALAMPADE IP20
— Corpo in LCP
— Contatti in acciaio nichelato

IP20 LAMPHOLDER
— LCP body
— Nickel plated steel contacts

305 305/S 305/DS 305/S-DS 305/DTT 305/S-DTT

G12	4A-1000V	T250

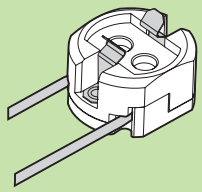

PORTALAMPADE IP20
.../S= con bussole filettate M4
— Corpo in steatite — Contatti in nichel
A richiesta: altri tipi di cavo
IP20 LAMPHOLDERS
.../S= with M4 threaded bushes
— Steatite body — Nickel contacts
On demand: other types of cables

305/...-UR (660W-600V)

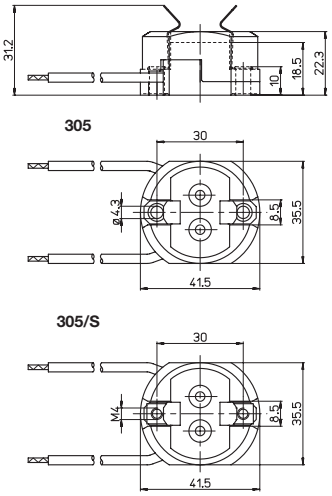

305/...-UR **35W 70W 150W (a richiesta/on demand)**

SIL 0,75	DS 1	DTT 0,75	20 cm	5kV

1305 1305/DS 1305/DTT

G12	2A-250V	T250

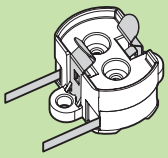

PORTALAMPADE IP20
— Corpo in LCP
— Contatti in nichel
A richiesta: altri tipi di cavo
IP20 LAMPHOLDERS
— LCP body
— Nickel contacts
On demand: other types of cables

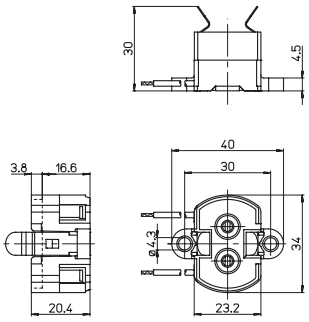

35W 70W

SIL 0,75	DS 1	DTT 0,75	20 cm	5kV

1305/SF

G12	2A-250V	T250

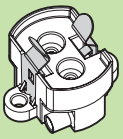

PORTALAMPADE IP20
— Corpo in LCP
— Contatti in acciaio nichelato

IP20 LAMPHOLDER
— LCP body
— Nickel plated steel contacts

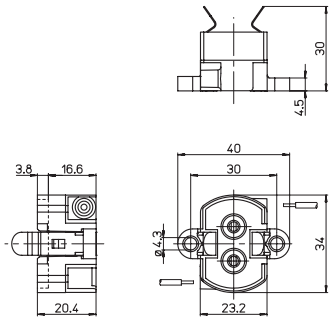

35W 70W

ø1,8 max	10-11	0,5-1	8-9	5kV	250V

310-2/VE

PG12-2	4A-1000V	T200



PORTALAMPADE IP20
— Corpo in PET
— Contatti in nichel
— Distanze superficiali: 10 mm
IP20 LAMPHOLDER
— PET body
— Nickel contacts
— Creepage distances: 10 mm

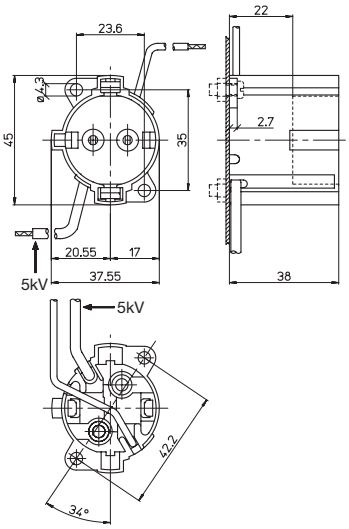

70W

SIL 0,75	SIL 1	20 cm	5kV

310-2/VI

PG12-2	4A-1000V	T200

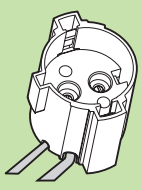

PORTALAMPADE IP20
— Corpo in PET
— Contatti in nichel
— Distanze superficiali: 10 mm
IP20 LAMPHOLDER
— PET body
— Nickel contacts
— Creepage distances: 10 mm

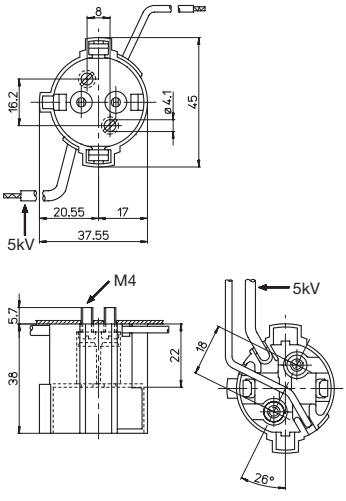

70W

SIL 0,75	SIL 1	20 cm	5kV

Significato dei simboli sulla copertina

AAG STUCCHI Essential for lighting

309-2
309-2/S

PGX12-2	4A-250V	T250



PORTALAMPADE IP20
.../S= con bussole filettate M3
— Corpo in steatite — Base in PPS
— Contatti in nichel
IP20 LAMPHOLDERS
.../S= with M3 threaded bushes
— Steatite body — PPS base
— Nickel contacts

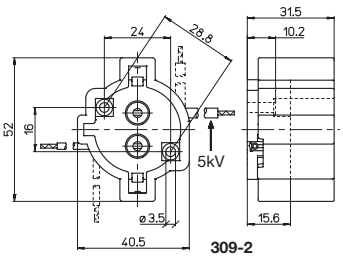

309-2

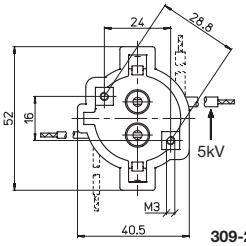

309-2/S

150W

		mm² SIL 0,75	mm² SIL 1	20 cm	5kV				

315/F
315/MD

Fc2	10A-1000V	T250

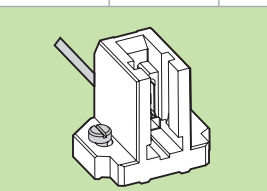

PORTALAMPADE IP20
.../F= fisso .../MD= mobile
— Corpo in steatite
— Contatti in nichel
IP20 LAMPHOLDERS
.../F= fixed .../MD= adjustable
— Steatite body
— Nickel contacts

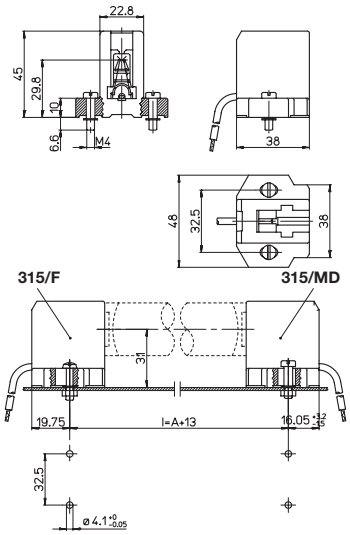

250W 400W 1000W

		mm² SIL 1	30 cm	5kV					

VE440F/SA
V5740F/SA

E40	16A-750V	T270



PORTALAMPADE
con freno lampada
— Corpo in porcellana (VE440) - ceramica (V5740)
— Contatti in rame/ottone nichelato
LAMPHOLDERS
with lamp locking device
— Porcelain (VE440) - ceramic (V5740) body
— Nickel plated copper/brass contacts

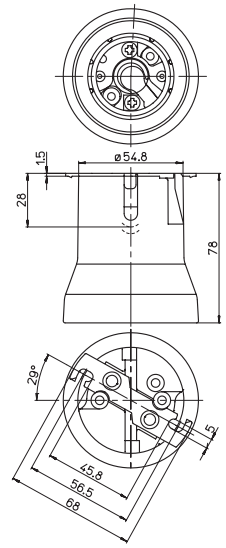

		mm² 1,5-4	mm² 1,5-4	9-10	5kV				

320

K12,5x7s	18A-1000V	T250

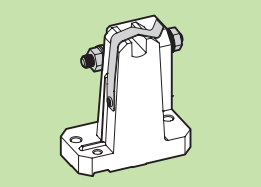

PORTALAMPADE
con serrafilo con perno filettato e dado esagonale
— Corpo in porcellana

LAMPHOLDER
with cable clamping screw bolt and exagonal nut
— Porcelain body

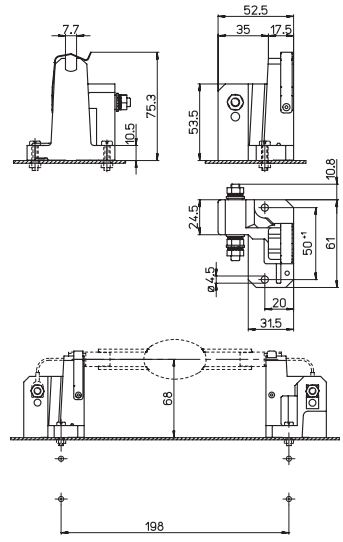

1000W 2000W

	6kV								

320/SY

K12,5x7s	18A-1000V	T250

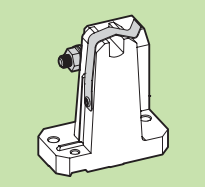

PORTALAMPADE
— Corpo in porcellana
— Serrafilo con perno filettato e dado esagonale

LAMPHOLDER
— Porcelain body
— Cable clamping screw bolt and exagonal nut

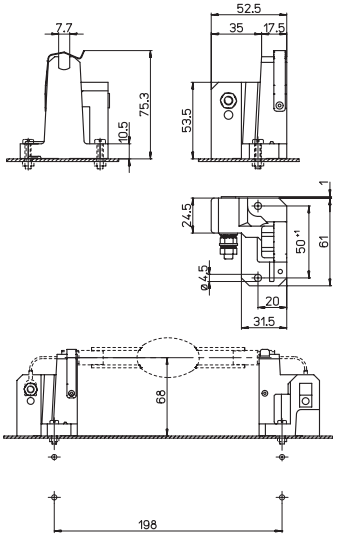

1000W 2000W

	18kV								

18c

A.A.G. STUCCHI

1305/X-SF

GX12-1	2A-250V	T250

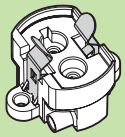

PORTALAMPADE IP20
— Corpo in LCP
— Contatti in acciaio nichelato

IP20 LAMPHOLDER
— LCP body
— Nickel plated steel contacts

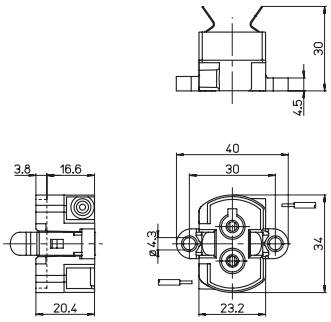

50W 100W

ø1,8 max	10-11	0,5-1	8-9	5kV	250V

1305/X

GX12-1	2A-250V	T250

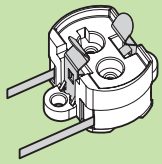

PORTALAMPADE IP20
— Corpo in LCP
— Contatti in nichel
A richiesta: altri tipi di cavo

IP20 LAMPHOLDER
— LCP body
— Nickel contacts
On demand: other types of cables

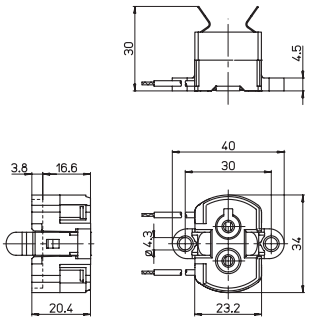

50W 100W

SIL 0,75	20 cm	5kV

310-1/VA

PG12-1	4A-1000V	T200



PORTALAMPADE IP20
— Corpo in PET
— Contatti in nichel
— Distanze superficiali: 10 mm

IP20 LAMPHOLDER
— PET body
— Nickel contacts
— Creepage distances: 10 mm

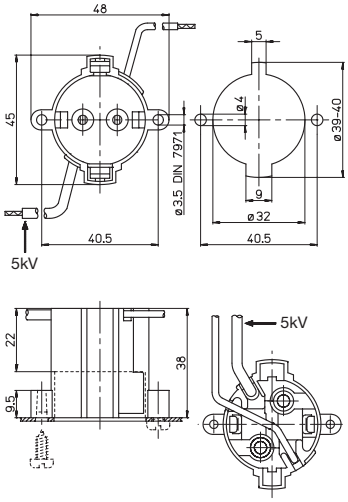

35W 50W 100W

SIL 0,75	SIL 1	20 cm	5kV

Significato dei simboli sulla copertina

310-1/VE

PG12-1	4A-1000V	T200

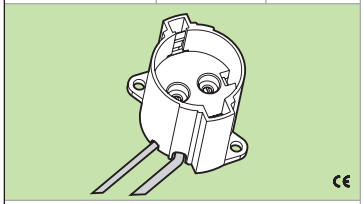

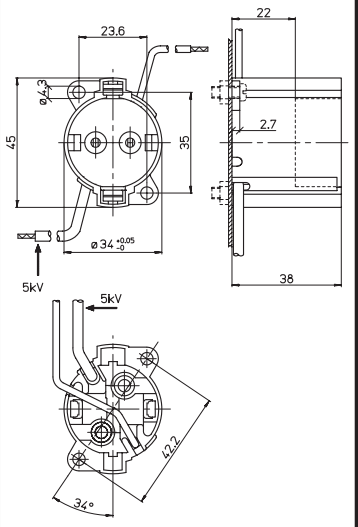

PORTALAMPADE IP20
— Corpo in PET
— Contatti in nichel
— Distanze superficiali: 10 mm
IP20 LAMPHOLDER
— PET body
— Nickel contacts
— Creepage distances: 10 mm

35W 50W 100W

SIL 0,75 | SIL 1 | 20 cm | 5kV

310-1/VI

PG12-1	4A-1000V	T200

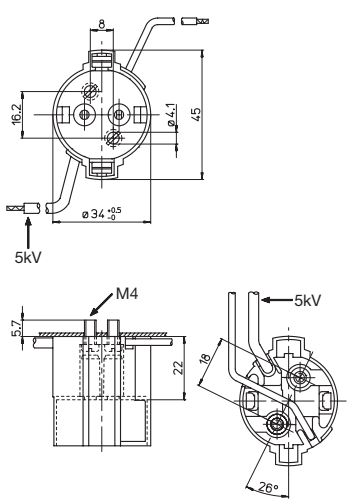

PORTALAMPADE IP20
— Corpo in PET
— Contatti in nichel
— Distanze superficiali: 10 mm
IP20 LAMPHOLDER
— PET body
— Nickel contacts
— Creepage distances: 10 mm

35W 50W 100W

SIL 0,75 | SIL 1 | 20 cm | 5kV

310-3/VA

PG12-3	4A-1000V	T200

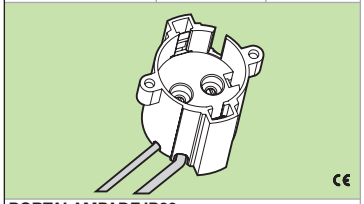

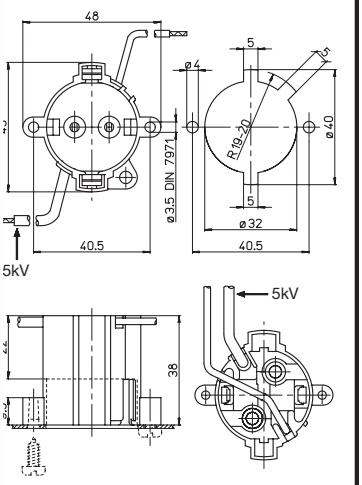

PORTALAMPADE IP20
— Corpo in PET
— Contatti in nichel
— Distanze superficiali: 10 mm
IP20 LAMPHOLDER
— PET body
— Nickel contacts
— Creepage distances: 10 mm

50W 80W

SIL 0,75 | SIL 1 | 20 cm | 5kV

310-3/VE

PG12-3	4A-1000V	T200

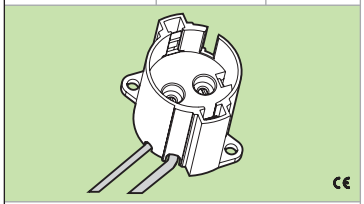

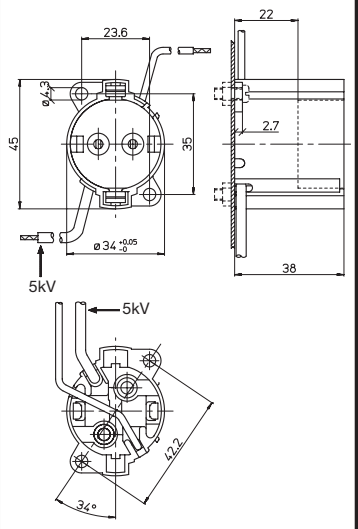

PORTALAMPADE IP20
— Corpo in PET
— Contatti in nichel
— Distanze superficiali: 10 mm
IP20 LAMPHOLDER
— PET body
— Nickel contacts
— Creepage distances: 10 mm

50W 80W

SIL 0,75 | SIL 1 | 20 cm | 5kV

310-3/VI

PG12-3	4A-1000V	T200

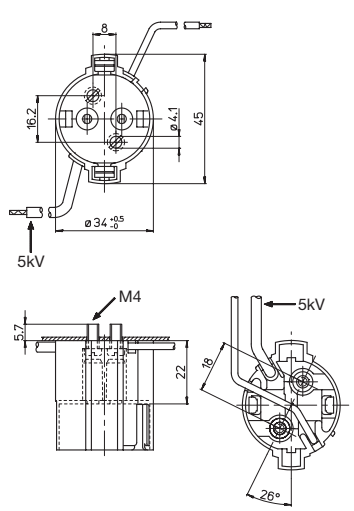

PORTALAMPADE IP20
— Corpo in PET
— Contatti in nichel
— Distanze superficiali: 10 mm
IP20 LAMPHOLDER
— PET body
— Nickel contacts
— Creepage distances: 10 mm

50W 80W

SIL 0,75 | SIL 1 | 20 cm | 5kV

	R7s	GZ10
	RX7s	G4
EN 60838-1	G9	G5,3
IEC 60838-1	GU10	G6,35



PORTALAMPADE PER LAMPADE AD INCANDESCENZA TUNGSTENO ALOGENE

LAMPHOLDERS FOR TUNGSTEN HALOGEN INCANDESCENT LAMPS

Watt	Z (mm ±1,6)	D (mm max)	H (mm max)
60	74,9	ø12	15
100	74,9		
150	74,9		
150	114,2		
200	74,9		
200	114,2		
250	74,9		
250	114,2		
300	114,2		
400	114,2		
500	114,2		
750	185,7		
1000	185,7		
1500	250,7		
2000	327,4		

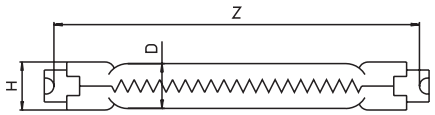

R7s

Lampade speciali
Special lamps

Watt	Z (mm ±1,6)	D (mm max)	H (mm max)
1000	138,1	ø21	22,4
2000	138,1	ø27	

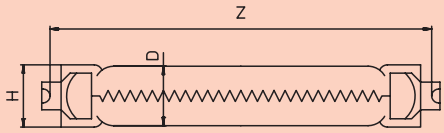

RX7s

Max. 40W

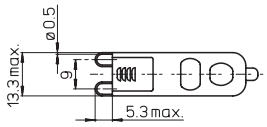

G9

35W-40W-50W-75W

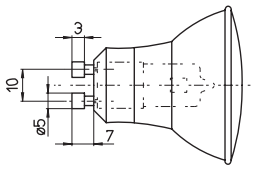

GU10

50W-75W-100W

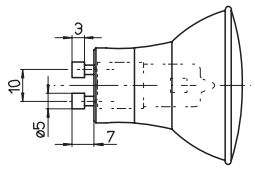

GZ10

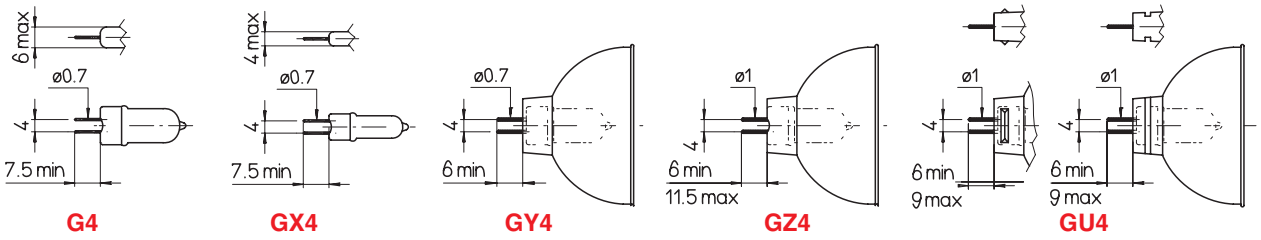

G4 GX4 GY4 GZ4 GU4

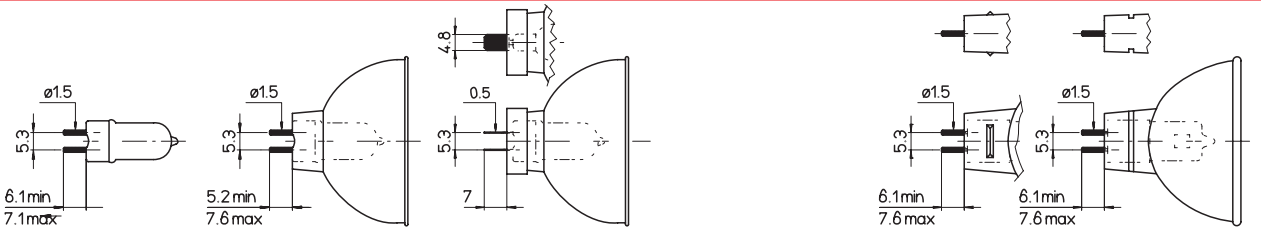

G5,3 GX5,3 GY5,3 GU5,3

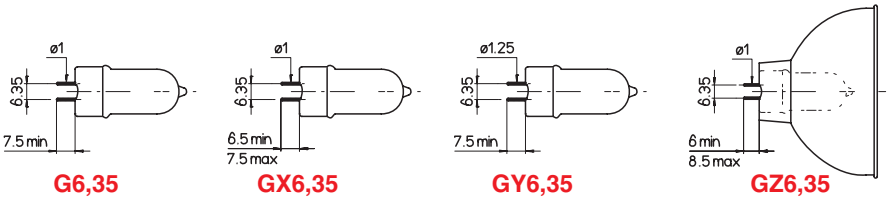

G6,35 GX6,35 GY6,35 GZ6,35

AAG STUCCHI
Essential for lighting

AVVERTENZE PER UNA CORRETTA INSTALLAZIONE, UN BUON FUNZIONAMENTO E DURATA LAMPADA/PORTALAMPADA

R7s - RX7s (tensione di rete)

I nostri portalampade sono costruiti per resistere alle alte temperature prodotte dalle lampade (300°C sulla parte schiacciata, all'estremità del bulbo e 600°C sulla parte mediana del bulbo). Per questo motivo abbiamo utilizzato materiali e cavi appropriati e curato la pressione di contatto: nei portalampade per lampade R7s e RX7s, l'elemento di contatto è realizzato in rame con punta in argento, mentre per gli altri tipi di portalampade l'elemento di contatto è in nichel puro. Molle di acciaio speciale garantiscono la pressione appropriata.

1 I nostri portalampade R7s e RX7s già montati sulle staffe assicurano che la forza ottimale di contatto sia contenuta nei valori minimo e massimo, previsti nel foglio 7005-53-3 delle norme EN/IEC 60061-2, quando vengono inseriti appositi calibri di differenti lunghezze. Una forza di contatto eccessiva causa sollecitazioni meccaniche che possono rompere la lampada in prossimità degli attacchi, mentre una forza insufficiente causa un falso contatto e provoca surriscaldamenti pericolosi nel punto di attacco lampada/portalampade.

2 Per garantire una pressione sufficiente dopo il montaggio nell'apparecchio d'illuminazione, la staffa su cui sono fissati i portalampade R7s eRX7s deve essere sostenuta anche alle estremità quando è fissata con la sola vite e sostegno centrale.

3 Il montaggio di una coppia di portalampade R7s e RX7s (forniti senza staffa) in ogni caso deve rispettare le indicazioni contenute nelle norme sopra indicata e pertanto devono essere montati alla distanza "A" indicata a catalogo.

4 Gli apparecchi di illuminazione devono essere in grado di smaltire il calore prodotto dalle lampade affinchè sui portalampade e sui cavi non venga superata la temperatura ad essi assegnata.

N.B. La protezione dai contatti accidentali, così come le distanze in aria e superficiali verso le parti attive sulla parte posteriore del portalampade, devono essere rispettate al momento del montaggio.

CARATTERISTICHE DEI CONTATTI

La maggior parte dei nostri portalampade ha il conduttore aggraffato ed il contatto con punta in argento per garantire un collegamento sicuro ed una migliore funzione dissipatrice del calore sui piolini della lampada.

CUFFIA DI PROTEZIONE ART. S-204/1

Secondo le norme EN/IEC 60598-2-2 i portalampade che si trovano all'esterno degli apparecchi da incasso devono avere le distanze in aria e superficiali tra parti in tensione e superficie esterna previste per la classe II (6,5 mm mimimo). Per soddisfare tale richiesta, può essere utilizzata la cuffia di protezione con quei portalampade che hanno la parte posteriore aperta e con la molla in tensione accessibile.

WARNINGS TO ENSURE CORRECT INSTALLATION AND OPERATION, PLUS LONG LAMP AND LAMPHOLDER LIFE

R7s - RX7s (main voltage)

Our lampholders are made to withstand the high temperatures produced by the lamps (300°C at the pinched ends and 600°C in the centre of the lamp). For this purpose appropriate materials and wires have been selected and the contact resistance reduced by the use of copper contacts with silver tips (R7s and RX7s) or pure nickel contacts.
Special steel springs control the contact pressure.

1 For R7s and RX7s lampholders which are supplied assembled on brackets, the contact pressure can be guaranteed to be between the maximum and minimum values stated on page 7005-53-3 of the EN/IEC 60061-2 standards, when the gauges of various lengths are applied. A too high pressure may lead to mechanical breakages of the lamp, close to the lamp caps, whilst a too low pressure may allow dangerous overheating.

2 To guarantee a good contact pressure after mounting into the luminaire, the bracket on which the R7s and RX7s lamp holders are mounted must be supported at the ends when they are fixed only by means of the central screw and support.

3 The mounting of R7s or RX7s lampholders, supplied without connecting brackets, should comply with the distances laid down in the above mentioned standards, and care should be taken to mount these at the distance "A" as shown in the catalogue.

4 Luminaires must be capable of dissipating the heat produced by the lamps, such that the operating temperatures of the lampholders and the connecting wires are not exceeded.

N.B. To protect from electric shock, the creepage and clearance distances from live parts on the back of lampholders and any metal frame, must be observed when they are mounted in a luminaire.

CHARACTERISTICS OF CONTACTS

Most of our lampholders has the crimped conductor and contacts with silver tip. This guaranties a safe connection and a better heat dissipation on the lamp pins.

PROTECTION COVER ART. S-204/1

According to the EN/IEC 60598-2-2 standards, lampholders outside the recessed luminaries must have the creepage distances and clearances between live parts and the external surface according to the class II requirements (6,5 mm minimum). To satisfy this require, the protection cover can be used with those lampholders with the open rear part and the live spring accessible.

RIFLETTORI — REFLECTORS



.../210
Finitura stucco
Stucco finish

Art. 1206-L/... - 1207-S/... - 1208-S/...

.../230
Martellatura grande
Large hammering



GU10 - GZ10 (tensione di rete)

Se si utilizza il portalampade con attacco GZ10, che accetta sia le lampade GZ10 che GU10, l'apparecchio di illuminazione deve essere sempre studiato e dimensionato termicamente per la lampada GZ10, che è quella che sviluppa più calore nella parte posteriore.

CARATTERISTICHE DEI CONTATTI

La maggior parte dei nostri portalampade ha contatti in nicke purol al quale vengono elettricamente saldati i cavetti per garantire un collegamento sicuro ed una migliore funzione dissipatrice del calore sui piolini della lampada.

SERRAFILO AUTOMATICO

I cavetti inseriti nei serrafili automatici sono permanentemente collegati al portalampade e non possono più essere sostituiti.

DISPOSITIVI FERMATAZZA

Sono disponibili ghiere fermatazza da utilizzare con i portalampade provvisti di filettatura esterna.

CAPPELLOTTI A SCATTO

Sono disponibili cappellotti a scatto per il fissaggio dei portalampade su tubi.

GU10 - GZ10 (main voltage)

Lampholders for GZ10 lamp caps can be used with both GZ10 and GU10 lamp.
Any luminaire using GZ10 lamps must be designed to withstand the higher temperatures projected to the rear of this lamp.

CHARACTERISTICS OF CONTACTS

Most of our lampholders have pure nickel contacts to which wires are electrically welded. This guaranties a safe connection and a better heat dissipation on the lamp pins.

PUSH WIRE TERMINALS

The wires inserted in push wires terminals, are permanently connected to the lampholders and can not be replaced (art. V5039, V5040 excluded).

SHADE RINGS

Shade rings are available for lampholders provided with external thread.

SNAP-ON CAPS

Snap-on caps for fixing lampholders directly onto tubes are available.

AVVERTENZE PER IL COLLEGAMENTO DELLE LAMPADE A BASSISSIMA TENSIONE

Quando l'alimentazione delle lampade a bassissima tensione è effettuata attraverso un trasformatore elettronico, gli elettroni, a causa dell'alta frequenza, al passaggio della corrente si dispongono verso la superficie esterna del conduttore ("effetto pelle") con un conseguente aumento della resistenza e della relativa caduta di tensione (in aggiunta a quella dovuta alla lunghezza del conduttore stesso).
Per evitare che attorno ai cavetti si crei un campo magnetico che produca dei radio-disturbi, essi devono essere posizionati in parallelo o attorcigliati fra loro, soprattutto se lunghi.
Per ridurre la caduta di tensione e la relativa diminuzione del flusso luminoso delle lampade dovute ai cavetti di collegamento tra lampada e trasformatore (sia elettronico che elettromagnetico), la loro lunghezza deve essere tenuta la più corta possibile (2 m max) e la sezione minima dei conduttori utilizzata deve essere di 1 mm^2.

G4 - G5,3 - G6,35 (bassissima tensione)

1 Consultare il catalogo generale per la scelta dei portalampade.
2 Ottenere la bassissima tensione con un trasformatore di sicurezza.
3 Non collegare in serie le lampade direttamente sulla rete di distribuzione.
4 Assicurarsi che i cavetti, che escono dal portalampade, non siano in trazione e non presentino piegamenti onde evitare una diminuzione della pressione tra i terminali ed i piolini della lampada.
5 Verificare che le spine della lampada non siano coperte da materiale isolante (per maggior sicurezza, smerigliare).
6 Proteggere il portalampade dalle polveri.
7 Assicurarsi che il faretto sia in grado di smaltire il calore prodotto dalla lampada e non superi la temperatura prevista per il portalampade onde evitare di compromettere l'integrità e il suo funzionamento.

N.B. Non sostituire una lampada a bassissima tensione con un'altra avente i piolini di Ø inferiore (es.: non passare da G5,3... a G4).

G4 - GY4 (bassissima tensione)

Le norme EN/IEC 60061 consente che i portalampade adatti per le lampade con attacco G4 possano essere utilizzati anche con le lampade con attacco GY4, fatte salve le seguenti condizioni:

1 Prevedere uno spazio libero intorno al portalampade in modo da consentire il corretto inserimento della base della lampada e del riflettore.
2 Che la parte frontale del portalampade sia piana.

N.B. Tutti i portalampade che sono adatti per le lampade con attacco G4 (escluso gli art. 215, 215/TF-FEP, 215/C e 215/C-TF-FEP) possono essere quindi utilizzati anche per le lampade con attacco GY4.

TEMPERATURA "T..." ASSEGNATA AL PORTALAMPADE

Secondo le norme EN/IEC 60838-1, la temperatura "**T...**" assegnata al portalampade è la temperatura massima per la quale è previsto il portalampade (misurata dove avviene il contatto elettrico con l'attacco della lampada). Il portalampade marcato "**T...**" ha superato la prova di durata a **T...**+10 °C per 48 ore e la prova di resistenza al calore a **T...**+35 °C per 168 ore.

Le temperature: **T** (assegnata al portalampade)
T1 (assegnata a parti del portalampade se è diversa da **T**)
T2 (assegnata ai cavetti)

sono quelle massime previste per gli stessi e non devono essere superate per non compromettere l'integrità del portalampade e il suo funzionamento.

WARNINGS FOR EXTRA LOW VOLTAGE HALOGEN LAMPS WIRING

When feeding extra low voltage lamps by means of an electronic transformer, the electrons, due to the high frequency, arrange themselves on the exterior surface of the conductor ("skin effect") producing an increase in resistance and relative voltage drop (this must be added to the volts drop relative to the length of the conductor).

To avoid the creation of a magnetic field around the wires, producing radio interference, the wires have to be placed parallel or twisted together, especially if they are long.

To reduce the voltage drop and the relative loss of luminous flux of the lamps, the cable between lamp and transformer (either electronic or magnetic), must be kept as short as possible, 2m max, and the minimum section of the conductors must be 1 mm^2.

G4 - G5,3 - G6,35 (extra low voltage)

1 Consult the general catalogue to choose lampholders.
2 Supply the extra low voltage via a safety isolating transformer.
3 Do not connect lamps in series on the supply line.
4 Ensure that the wiring from the lampholder is not under stress and avoid bending so that pressure between the lamp terminals and lamp pins is avoided.
5 Ensure that the lamp pins are not covered by insulating materials (if necessary, use sandpaper to remove any impurities).
6 The lampholder should be protected from dust access.
7 Make sure that the luminaire is able to dissipate the heat generated by the lamp adequately and does not exceed the lampholder foreseen temperature in order to avoid to compromise its integrity and its working.

N.B. Do not replace an extra low voltage lamp with one having smaller diameter pins (i.e. do not replace a G5,3 lamp with a G4).

G4 - GY4 (extra low voltage)

The EN/IEC 60061 standards allows the lampholders for lamps with G4 cap to be used for the lamps with GY4 cap too, taking in consideration the following conditions:

1 A free space is provided around the lampholder in such a way to allow the correct insertion of the lamp base and the reflector.
2 The front part of the lampholder must be plane.

N.B. All the lampholders suitable for the lamps with G4 cap (art. 215, 215/TF-FEP, 215/C and 215/C-TF-FEP excluded) can also be used for the lamps with GY4 cap.

"T..." TEMPERATURE RATING OF LAMPHOLDERS

According to EN/IEC 60838-1 standards, the temperature "**T...**" of the lampholder is the maximum working temperature for which the lampholder can be used (measured in the area where there is the electric contact with the lamp cap). Lampholders "**T...**" marked have performed the endurance test at **T...**+10 °C for 48 hours and the resistance to heat test at **T...**+35 °C for 168 hours.

The temperatures: **T** (for the lampholder)
T1 (for the lampholder parts if it is different from **T**)
T2 (for the wires)

are the maximum working temperatures which must not be exceeded under any circumstances.

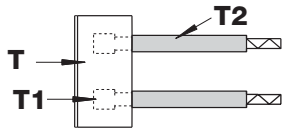

CATEGORIA DI SOVRATENSIONE

I portalampade per lampade alogene (EN/IEC 60838-1) sono conformi alle distanze in aria e superficiali richieste per la categoria di sovratensione II (norme EN/IEC 60664-1).

COLLAUDO FINALE DEGLI APPARECCHI D'ILLUMINAZIONE

La scelta dei componenti e il loro corretto montaggio compete al costruttore dell'apparecchio d'illuminazione che deve anche provvedere al suo collaudo finale per verificarne il buon funzionamento.

IMPULSE WITHSTAND CATEGORY

Lampholders for halogen lamps (EN/IEC 60838-1) are in accordance with the prescribed creepage distances and clearances for the impulse withstand category II (EN/IEC 60664-1 standards).

LUMINAIRES FINAL TEST

The luminaire manufacturer is responsible for the choice and the correct mounting of the components and he must also carry out a final test on the luminaire to verify its correct operation.

AAG STUCCHI Essential for lighting

TEMPERATURA ASSEGNATA AI CAVETTI

I cavetti di collegamento sono rivestiti da una guaina, spesso costruita con un materiale isolante più sensibile al calore (e quindi meno resistente) rispetto ad altri componenti collocati all'interno dell'apparecchio d'illuminazione Pertanto i cavetti possono rappresentare un limite per l'apparecchio stesso che al suo interno non deve sviluppare una temperatura superiore a quella a loro assegnata.

TEMPERATURE RATING OF WIRES

The insulation material of the cable is often sensitive to temperature and normally has a lower operating temperature than the other components in the fitting.
For this reason the internal temperature of the luminaries must not exceed that assigned to the cable.

CARATTERISTICHE DEI CONTATTI

La maggior parte dei nostri portalampade ha contatti in nickel puro al quale vengono elettricamente saldati i cavetti per garantire un collegamento sicuro ed una migliore funzione dissipatrice del calore sui piolini della lampada.

CHARACTERISTICS OF CONTACTS

Most of our lampholders have pure nickel contacts to which wires are electrically welded. This guaranties a safe connection and a better heat dissipation on the lamp pins.

CAVETTI

Conduttore rigido in Cu stagnato - Cavetto in SILICONE 180 °C
Rigid conductor in Cu tinned - Wire in SILICONE 180 °C

Conduttore flessibile in Cu stagnato - Cavetto in SILICONE 180 °C
Estremità con fascetta
Flexible conductor in Cu tinned - Wire in SILICONE 180 °C
Ferrule on lead wire end

Conduttore flessibile in Cu stagnato - Cavetto in SILICONE 180 °C
Estremità con fascetta doppio isolamento
Flexible conductor in Cu tinned - Wire in SILICONE 180 °C
Ferrule on lead wire end double insulated

Conduttore flessibile in Cu - Cavetto in SILICONE 180 °C
Estremità con fascetta Calza di vetro
Flexible conductor in Cu - Wire in SILICONE 180 °C
Ferrule on lead wire end Glassbraid

Conduttore flessibile in Cu stagnato - Cavetto in FEP 180 °C
Estremità con fascetta
Flexible conductor in Cu tinned - Wire in FEP 180 °C
Ferrule on lead wire end

Conduttore rigido in Cu nichelato - Cavetto in PTFE 250 °C
Rigid conductor in Cu nickel plated - Wire in PTFE 250 °C

Conduttore flessibile in Cu nichelato - Cavetto in PTFE 250 °C
Estremità con fascetta
Flexible conductor in Cu nickel plated - Wire in PTFE 250 °C
Ferrule on lead wire end

Conduttore flessibile in Cu nichelato - Cavetto in PTFE+PTFE 250 °C
Estremità con fascetta doppio isolamento
Flexible conductor in Cu nickel plated - Wire in PTFE+PTFE 250 °C
Ferrule on lead wire end double insulation

Conduttore flessibile in Cu - Cavetto in NPV 180 °C
Estremità con fascetta
Flexible conductor in Cu - Wire in NPV 180 °C
Ferrule on lead wire end

WIRES

Conduttore flessibile in Cu - Cavetto in SILICONE 180 °C
Flexible conductor in Cu - Wire in SILICONE 180 °C

Conduttore flessibile in Cu - Cavetto in SILICONE 180 °C
Estremità con fascetta
Flexible conductor in Cu - Wire in SILICONE 180 °C
Ferrule on lead wire end

Conduttore flessibile in Cu stagnato - Cavetto in FEP 180 °C
Flexible conductor in Cu tinned - Wire in FEP 180 °C

Conduttore flessibile in Cu nichelato - Cavetto in PTFE 250 °C
Flexible conductor in Cu nickel plated - Wire in PTFE 250 °C

SERRAFILO AUTOMATICO

I cavetti inseriti nei serrafili automatici sono permanentemente collegati al portalampade e non possono più essere sostituiti (esclusi art. V5039, V5040).

PUSH WIRES TERMINALS

The wires inserted in push wire terminals, are permanently connected to the lampholders and can not be replaced (art. V5039, V5040 excluded).

ESTREMITA' DEI CAVETTI

Versioni standard con spelatura 8 mm e fascetta in ottone.
A richiesta:
- versioni **...-LE**: con spelatura 8 mm
- versioni **...-TE**: con spelatura 8 mm con isolante inciso

N.B. L'isolante lasciato sui conduttori potrebbe risultare mancante al ricevimento della merce a causa dei movimenti impropri subiti durante la produzione e le operazioni di trasporto.

WIRES END

Standard versions with 8 mm stripping and brass ferrule.
On demand:
- **...-LE** versions: with 8 mm stripping
- **...-TE** versions: with 8 mm stripping and notched insulation

N.B. Due to shocks during production and delivery operations, the insulation left on the conductors could be missing at the goods receiving.

Versione standard
Standard version

Versioni a richiesta
Versions on demand

19a

A.A.G. STUCCHI

204
204/TF

R7s	6A-250V	T250

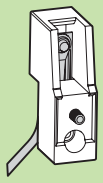

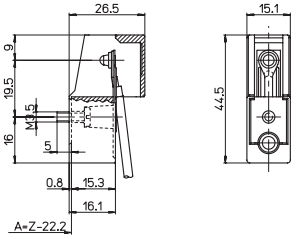

PORTALAMPADE
— Corpo in steatite
— Contatto con punta in argento
— Vite di fissaggio isolata in classe II

LAMPHOLDERS
— Steatite body
— Contacts with silver tip
— Fixing screw class II insulated

Max. 500W

SIL 1	TF 1	25 cm	S-204/1	S-204/112
mm²	mm²			

204/SA
204/SA-TF

R7s	6A-250V	T250

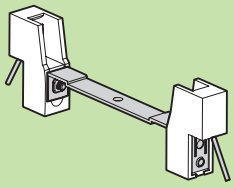

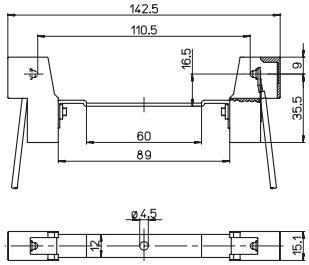

PORTALAMPADE
— Staffa isolata in classe II

LAMPHOLDERS
— Class II insulated support

200W 300W 500W

SIL 1	TF 1	25 cm	S-204/1	S-204/112
mm²	mm²			

204/SB
204/SB-TF

R7s	6A-250V	T250

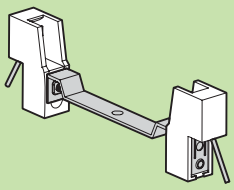

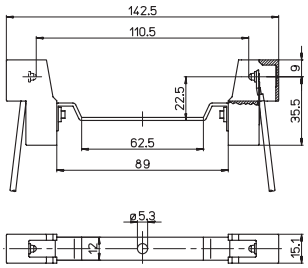

PORTALAMPADE
— Staffa isolata in classe II

LAMPHOLDERS
— Class II insulated support

200W 300W 500W

SIL 1	TF 1	25 cm	S-204/1	S-204/112
mm²	mm²			

204/SC
204/SC-TF

R7s	6A-250V	T250

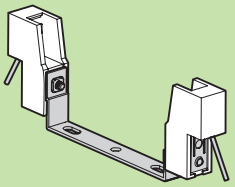

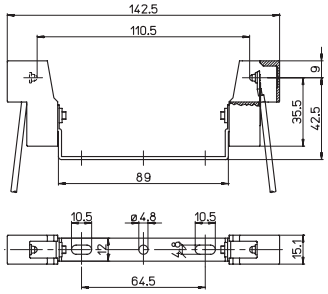

PORTALAMPADE
— Staffa isolata in classe II

LAMPHOLDERS
— Class II insulated support

200W 300W 500W

SIL 1	TF 1	25 cm	S-204/1	S-204/112
mm²	mm²			

204/SD
204/SD-TF

R7s	6A-250V	T250

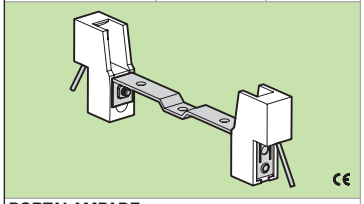

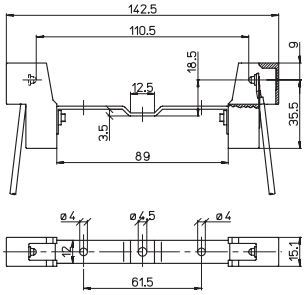

PORTALAMPADE
— Staffa isolata in classe II

LAMPHOLDERS
— Class II insulated support

200W 300W 500W

SIL 1 | TF 1 | 25 cm | S-204/1 | S-204/112 | 1206-L/... | 1207-S/...

204/SG
204/SG-TF

R7s	6A-250V	T250

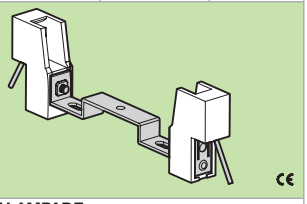

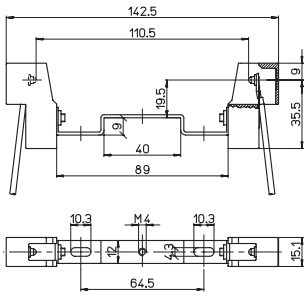

PORTALAMPADE
— Staffa isolata in classe II

LAMPHOLDERS
— Class II insulated support

200W 300W 500W

SIL 1 | TF 1 | 25 cm | S-204/1 | S-204/112

204/SQ
204/SQ-TF

R7s	6A-250V	T250



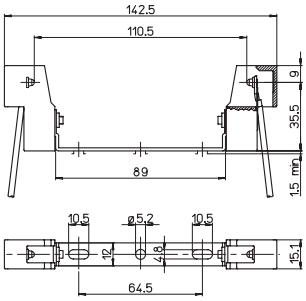

PORTALAMPADE
— Staffa isolata in classe II

LAMPHOLDERS
— Class II insulated support

200W 300W 500W

SIL 1 | TF 1 | 25 cm | S-204/1 | S-204/112

204/ST
204/ST-TF

R7s	6A-250V	T250



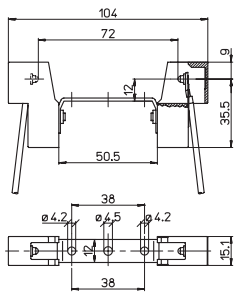

PORTALAMPADE
— Staffa isolata in classe II

LAMPHOLDERS
— Class II insulated support

100W 150W 250W

SIL 1 | TF 1 | 25 cm | S-204/1 | S-204/112

204/SZ
204/SZ-TF

R7s	6A-250V	T250



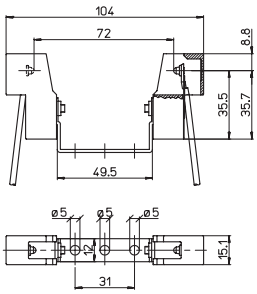

PORTALAMPADE
— Staffa isolata in classe II

LAMPHOLDERS
— Class II insulated support

100W 150W 250W

SIL 1 | TF 1 | 25 cm | S-204/1 | S-204/112

204/SX
204/SX-TF

R7s	6A-250V	T250



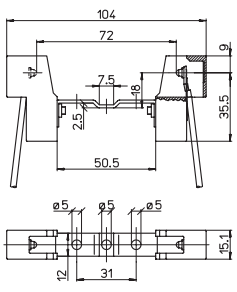

PORTALAMPADE
— Staffa isolata in classe II

LAMPHOLDERS
— Class II insulated support

100W 150W 250W

SIL 1 | TF 1 | 25 cm | S-204/1 | S-204/112 | 1208-S/...

S-204/1

CUFFIA DI PROTEZIONE (CLASSE II)
in LCP (270 °C)

PROTECTION COVER (CLASS II)
in LCP (270 °C)

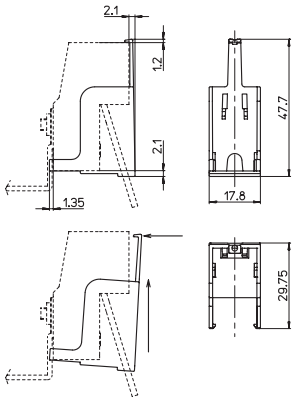

Per/For: 204/...

S-204/112

PIASTRINA DI PROTEZIONE
in silicone

PROTECTION PLATE
in silicone

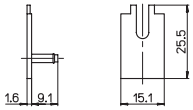

Per/For: 204/...

206
206/TF

R7s	6A-250V	T300

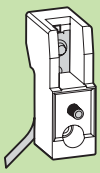

PORTALAMPADE
— Corpo in steatite
— Contatto con punta in argento
— Vite di fissaggio isolata in classe II

LAMPHOLDERS
— Steatite body
— Contacts with silver tip
— Fixing screw class II insulated

206/...-UR (500W-250V)

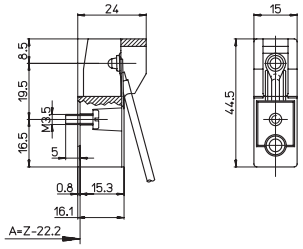

206/...-UR **Max. 500W (a richiesta/on demand)**

SIL 1 | TF 1 | 25 cm

206/SA
206/SA-TF

R7s	6A-250V	T300

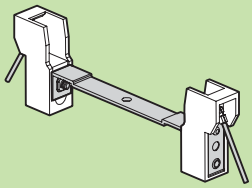

PORTALAMPADE
— Staffa isolata in classe II

LAMPHOLDERS
— Class II insulated support

206/...-UR (500W-250V)

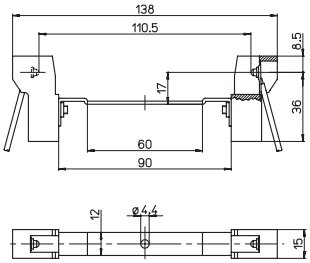

206/...-UR **200W 300W 500W (a richiesta/on demand)**

SIL 1 | TF 1 | 25 cm

206/SB
206/SB-TF

R7s	6A-250V	T300

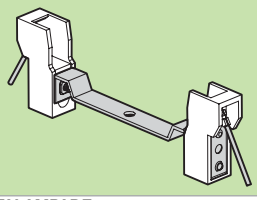

PORTALAMPADE
— Staffa isolata in classe II

LAMPHOLDERS
— Class II insulated support

206/...-UR (500W-250V)

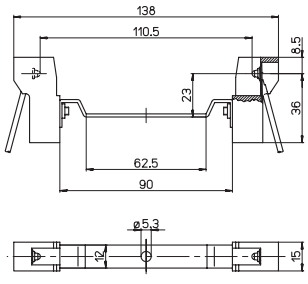

206/...-UR **200W 300W 500W (a richiesta/on demand)**

SIL 1 | TF 1 | 25 cm

206/SC
206/SC-TF

R7s	6A-250V	T300

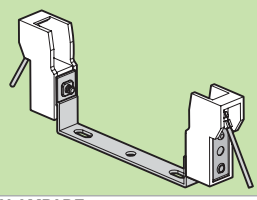

PORTALAMPADE
— Staffa isolata in classe II

LAMPHOLDERS
— Class II insulated support

206/...-UR (500W-250V)

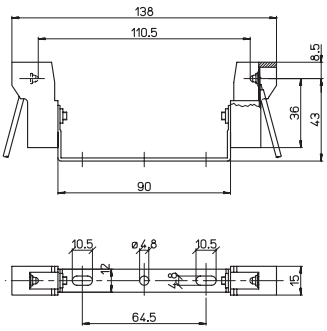

206/...-UR **200W 300W 500W (a richiesta/on demand)**

SIL 1 | TF 1 | 25 cm

206/SD
206/SD-TF

R7s	6A-250V	T300

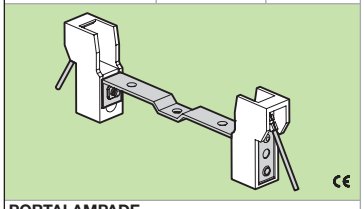

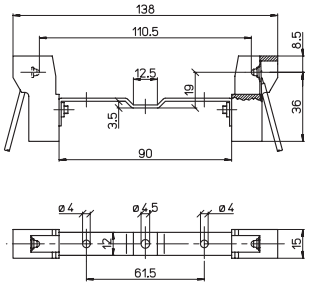

PORTALAMPADE
— Staffa isolata in classe II

LAMPHOLDERS
— Class II insulated support

206/...-UR (500W-250V)

200W 300W 500W
206/...-UR (a richiesta/on demand)

SIL 1 | TF 1 | 25 cm | 1206-L/... | 1207-S/...

206/SG
206/SG-TF

R7s	6A-250V	T300



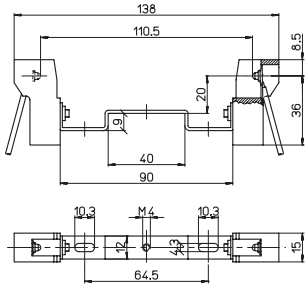

PORTALAMPADE
— Staffa isolata in classe II
Utilizzare il foro centrale M4 solo per il fissaggio del riflettore

LAMPHOLDERS
— Class II insulated support
Use the M4 central hole only for the fixing of the reflector

206/...-UR (500W-250V)

200W 300W 500W
206/...-UR (a richiesta/on demand)

SIL 1 | TF 1 | 25 cm

206/SH
206/SH-TF

R7s	6A-250V	T300

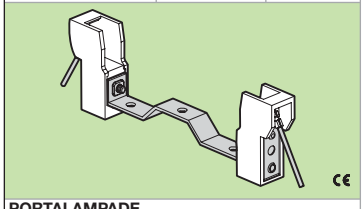

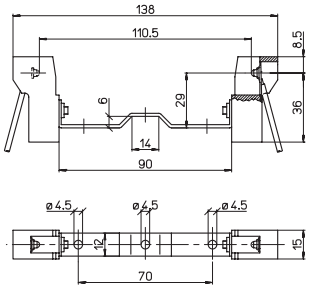

PORTALAMPADE
— Staffa isolata in classe II

LAMPHOLDERS
— Class II insulated support

206/...-UR (500W-250V)

200W 300W 500W
206/...-UR (a richiesta/on demand)

SIL 1 | TF 1 | 25 cm

206/SM
206/SM-TF

R7s	6A-250V	T300



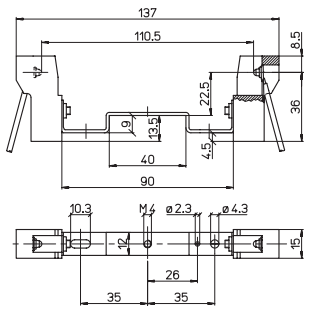

PORTALAMPADE
— Staffa isolata in classe II
Utilizzare il foro centrale M4 solo per il fissaggio del riflettore

LAMPHOLDERS
— Class II insulated support
Use the M4 central hole only for the fixing of the reflector

200W 300W 500W
206/...-UR (a richiesta/on demand)

SIL 1 | TF 1 | 25 cm

206/SMF
206/SMF-TF

R7s	6A-250V	T300

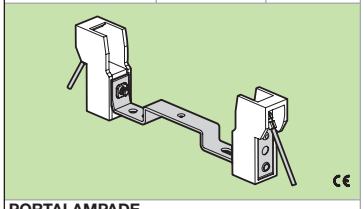

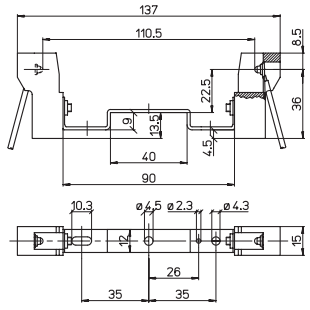

PORTALAMPADE
— Staffa isolata in classe II

LAMPHOLDERS
— Class II insulated support

200W 300W 500W

SIL 1 | TF 1 | 25 cm

206/SZ
206/SZ-TF

R7s	6A-250V	T300



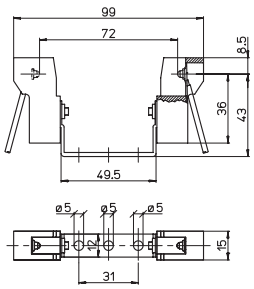

PORTALAMPADE
— Staffa isolata in classe II

LAMPHOLDERS
— Class II insulated support

206/...-UR (500W-250V)

100W 150W 250W
206/...-UR (a richiesta/on demand)

SIL 1 | TF 1 | 25 cm

206/SX
206/SX-TF

R7s	6A-250V	T300

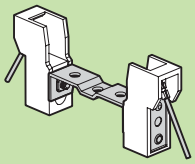

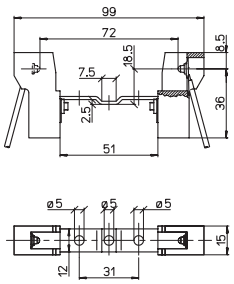

PORTALAMPADE
— Staffa isolata in classe II

LAMPHOLDERS
— Class II insulated support

206/...-UR (500W-250V)

100W 150W 250W
206/...-UR (a richiesta/on demand)

SIL 1	TF 1	25 cm	1208-S/...
mm²	mm²		

1208-S/210
1208-S/230

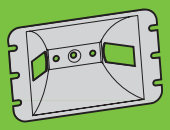

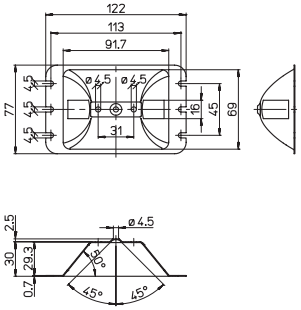

RIFLETTORI
in alluminio
— A fascio stretto
— Da montare con due rivetti ø4
REFLECTORS
in aluminium
— Close beam
— Must be mounted using two ø4 rivets

Per/For: 204/SX 206/SX

V5123/324/S
V5123/324/T
V5123/324/TP

R7s	8A-250V	T250

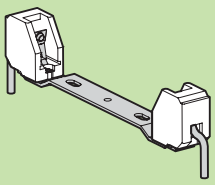

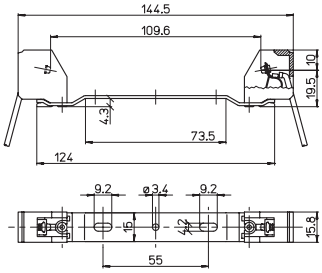

PORTALAMPADE
— Corpo in steatite
— Contatto in argento

LAMPHOLDERS
— Steatite body
— Silver contact

200W 300W 500W

S 0,75	T 0,75	TP 0,75	25 cm
mm²	mm²	mm²	

V5123/324/C/S
V5123/324/C/T
V5123/324/C/TP

R7s	8A-250V	T250

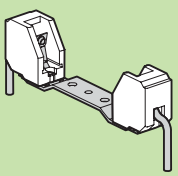

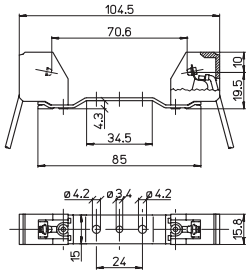

PORTALAMPADE
— Corpo in steatite
— Contatto in argento

LAMPHOLDERS
— Steatite body
— Silver contact

100W 150W 250W

S 0,75	T 0,75	TP 0,75	25 cm
mm²	mm²	mm²	

1207-S/210
1207-S/230

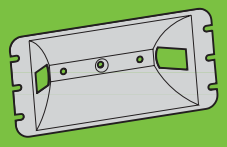

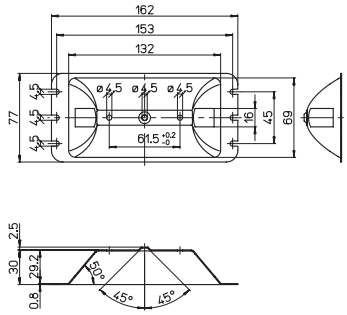

RIFLETTORI
in alluminio
— A fascio stretto
— Da montare con due rivetti ø4
REFLECTORS
in aluminium
— Close beam
— Must be mounted using two ø4 rivets

Per/For: 204/SD 206/SD

1206-L/210
1206-L/230

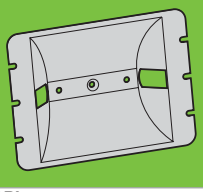

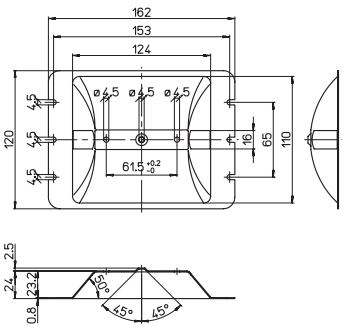

RIFLETTORI
in alluminio
— A fascio largo
— Da montare con due rivetti ø4
REFLECTORS
in aluminium
— Wide beam
— Must be mounted using two ø4 rivets

Per/For: 204/SD 206/SD

⚠ Significato dei simboli sulla copertina

AAG STUCCHI
Essential for lighting

V5124/SV
V5124/T
V5124/TP

R7s	8A-250V	T300

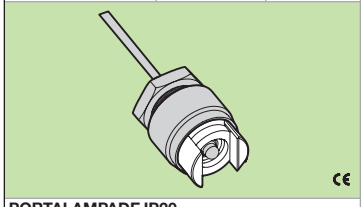

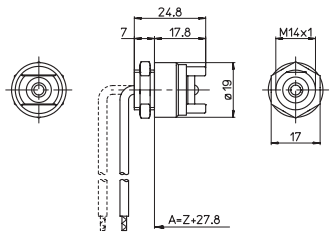

PORTALAMPADE IP20
con dado di fissaggio M14x1
— Corpo in ottone nichelato
— Contatto in argento
IP20 LAMPHOLDERS
with M14x1 fixing nut
— Nickel plated body
— Silver contact

mm² SV 0,75	mm² T 0,6	mm² TP 1	25 cm

208
208/TF

R7s RX7s	10A-250V	T250

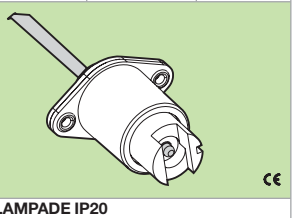

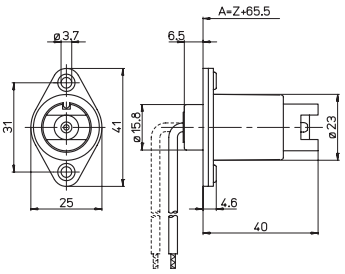

PORTALAMPADE IP20
— Corpo in ottone nichelato
— Parti isolanti in steatite
— Contatti in rame nichelato
IP20 LAMPHOLDERS
— Nickel plated brass body
— Steatite insulating parts
— Nickel plated copper contacts

Max. 1500W

mm² NPV 1,5	mm² TF 1,5	45 cm

210
210/TF

R7s RX7s	16A-250V	T350

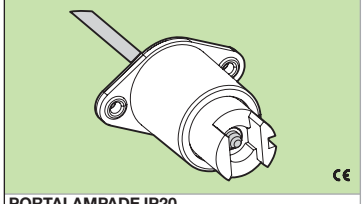

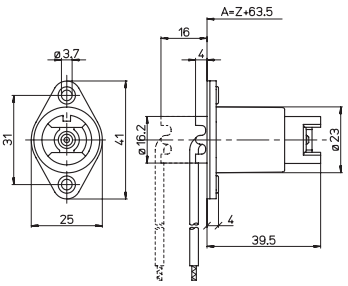

PORTALAMPADE IP20
— Corpo in ottone nichelato
— Parti isolanti in steatite
— Contatto con punta in argento
IP20 LAMPHOLDERS
— Nickel plated brass body
— Steatite insulating parts
— Contacts with silver tip

Max. 2000W

mm² NPV 2	mm² TF 2,5	45 cm

211/TF
211/TF-1,5

R7s RX7s	10A-250V	T250

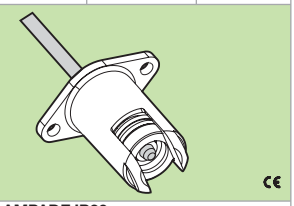

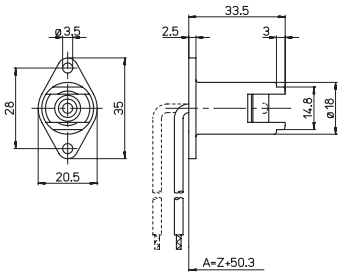

PORTALAMPADE IP20
— Corpo in alluminio
— Passacavo in PPS (T1= 240 °C)
— Contatto in nichel
IP20 LAMPHOLDERS
— Aluminium body
— PPS cable protection (T1= 240 °C)
— Nickel contact

211/TF: Max. 1000W
211/TF-1,5: Max. 1500W

mm² TF 1	mm² TF 1,5	32 cm

211/SB-TF
211/SB-TF-1,5

R7s RX7s	10A-250V	T250

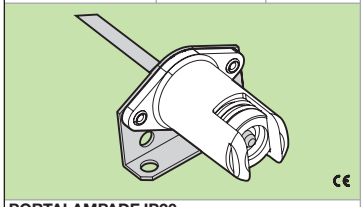

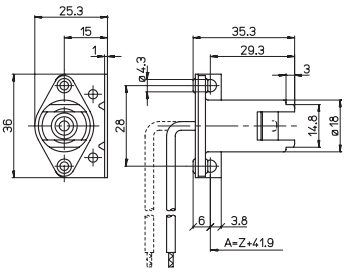

PORTALAMPADE IP20
— Corpo in alluminio
— Passacavo in PPS (T1= 240 °C)
— Contatto in nichel
IP20 LAMPHOLDERS
— Aluminium body
— PPS cable protection (T1= 240 °C)
— Nickel contact

211/SB-TF: Max. 1000W
211/SB-TF-1,5: Max. 1500W

mm² TF 1	mm² TF 1,5	32 cm

211/SC-TF
211/SC-TF-1,5

R7s RX7s	10A-250V	T250

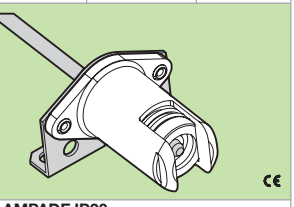

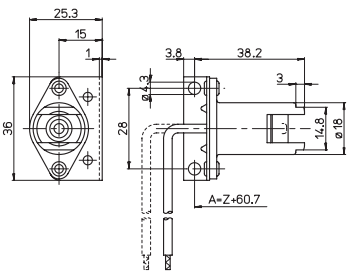

PORTALAMPADE IP20
— Corpo in alluminio
— Passacavo in PPS (T1= 240 °C)
— Contatto in nichel
IP20 LAMPHOLDERS
— Aluminium body
— PPS cable protection (T1= 240 °C)
— Nickel contact

211/SC-TF: Max. 1000W
211/SC-TF-1,5: Max. 1500W

mm² TF 1	mm² TF 1,5	32 cm

19b

227/SF 227/S-SF

G9	0,5A-250V	T250

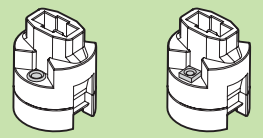

PORTALAMPADE IP20
.../S= con bussole filettate M3
— Corpo in steatite — Base in PPS (T1= 240 °C)
— Contatti in CuNiZn (alpacca)
IP20 LAMPHOLDERS
.../S= with M3 threaded bushes
— Steatite body — PPS base (T1= 240 °C)
— CuNiZn (German silver) contacts
— CuNiZn (German silver) contacts

227/...-UR

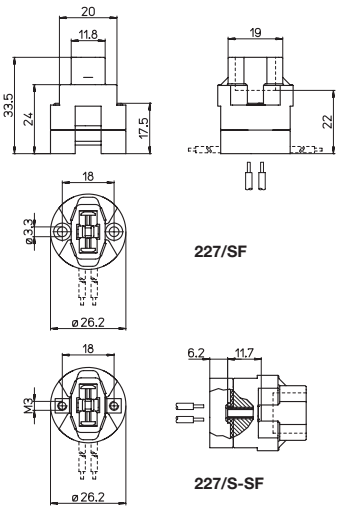

227/...-UR (a richiesta/on demand)

		mm²	mm²																
		0,5-1	7-8		V391/...														

227 227/S 227/TF 227/S-TF

G9	0,5A-250V	T250

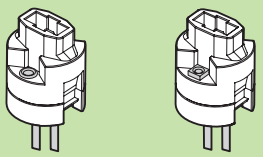

PORTALAMPADE IP20
.../S= con bussole filettate M3
— Corpo in steatite — Base in PPS (T1= 240 °C)
— Contatti in CuNiZn (alpacca)
IP20 LAMPHOLDERS
.../S= with M3 threaded bushes
— Steatite body — PPS base (T1= 240 °C)
— CuNiZn (German silver) contacts

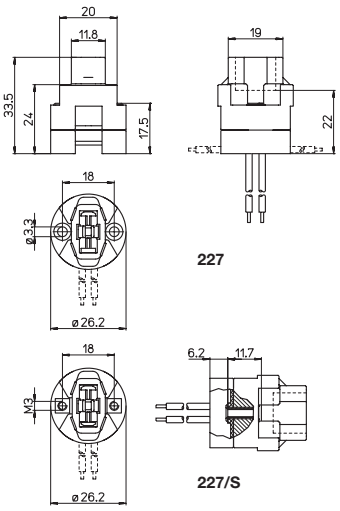

		mm²	mm²																
		SIL 0,5	TF 0,5	14 cm	V391/...														

V5040

G9	0,5A-250V	T250

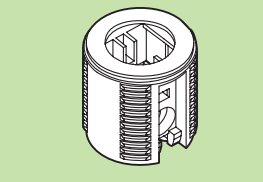

PORTALAMPADE IP20
— Parte frontale in steatite
— Corpo in LCP
— Contatti in ottone nichelato
IP20 LAMPHOLDER
— Steatite front part
— LCP body
— Nickel plated brass contacts

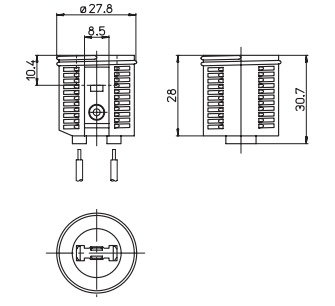

		mm²	mm²																
		0,5-1	0,5-1	7	VD/30P/T/B	V391/...													

V391/G/T V391/GV/T

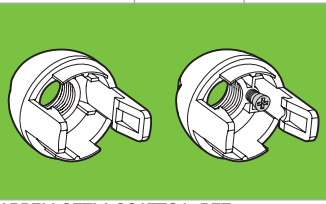

CAPPELLOTTI A SCATTO in PET
.../G= con foro filettato M10x1
.../GV= con foro filettato M10x1/vite di blocco

SNAP-ON CAPS in PET
.../G= with M10x1 threaded hole
.../GV= with M10x1 threaded hole/locking screw

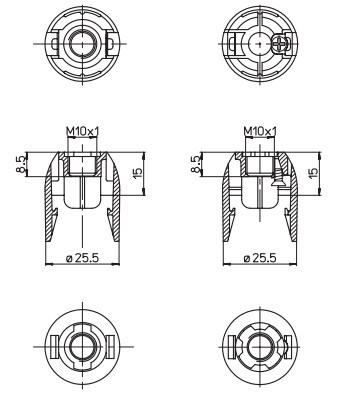

Per/For: 227/... V5040

Significato dei simboli sulla copertina

1227/SF

G9	2A-250V	T270

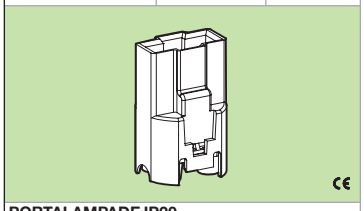

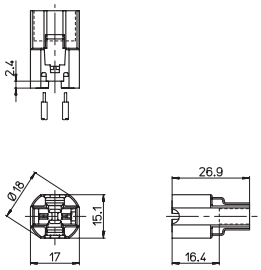

PORTALAMPADE IP20
— Corpo in LCP
— Contatti in acciaio argentato

IP20 LAMPHOLDER
— LCP body
— Silver plated steel contacts

MAX. 40W

mm²	mm²	
ø1,8 max	0,5-1	7-8

S-1227/... 1227-111/...

S-1227-M8/112 S-1227-M10/112

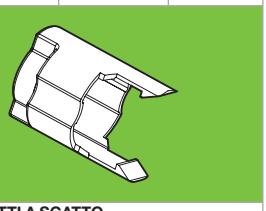

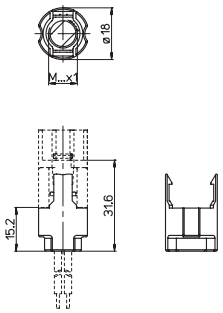

CAPPELLOTTI A SCATTO
in LCP
...M8/112= con foro filettato M8x1
...M10/112= con foro filettato M10x1

SNAP-ON CAPS
in LCP
...M8/112= with M8x1 threaded hole
...M10/112= with M10x1 threaded hole

Per/For: 1227/SF

S-1227/111

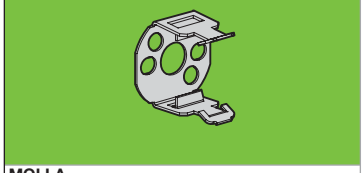

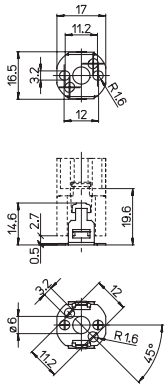

MOLLA
in acciaio nichelato

SPRING
in nickel plated steel

Per/For: 1227/SF

1227-111/C8 1227-111/L8 1227-111/C10 1227-111/L10

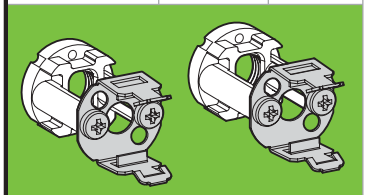

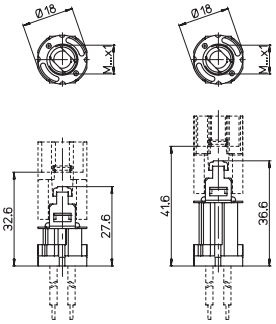

MOLLE CON DISTANZIATORE FILETTATO
...8= con foro filettato M8x1
...10= con foro filettato M10x1

SPRINGS WITH THREADED SPACING COLLAR
...8= with M8x1threaded hole
...10= with M10x1 threaded hole

1227-111/C... 1227-111/L...

Per/For: 1227/SF

1227-111/SA

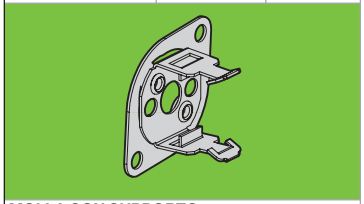

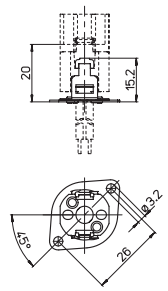

MOLLA CON SUPPORTO
in acciaio zincato/nichelato

SPRING WITH BRACKET
in zinc/nickel plated steel

Per/For: 1227/SF

1227-111/SB 1227-111/SC

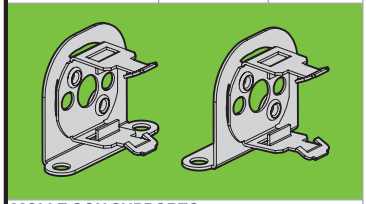

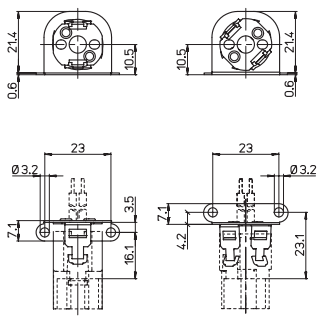

MOLLE CON SUPPORTO
in acciaio zincato/nichelato

SPRINGS WITH BRACKET
in zinc/nickel plated steel

1227-111/SB 1227-111/SC

Per/For: 1227/SF

226
226/TF 226/TF-FEP
226/DS 226/DT

GU10	2A-250V	T250

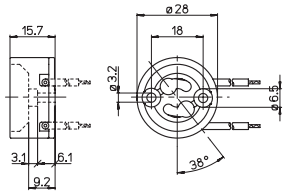

PORTALAMPADE IP20
— Corpo in steatite
— Base in PPS (T1= 240 °C)
— Contatti in nichel
IP20 LAMPHOLDERS
— Steatite body
— PPS base (T1= 240 °C)
— Nickel contacts

mm² SIL 1	mm² TF 1	mm² FEP 1	mm² DS 1	mm² DT 0,75	14 cm	118/...

1226/SF

GU10	2A-250V	T270

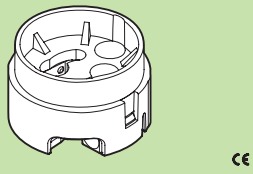

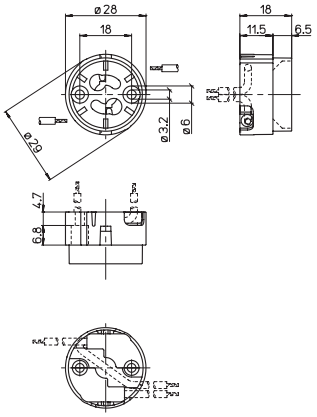

PORTALAMPADE IP20
— Corpo in LCP
— Contatti in acciaio nichelato

IP20 LAMPHOLDER
— LCP body
— Nickel plated steel contacts

mm² 0,5-0,1	7-8	118/...

226/Z
226/Z-TF 226/Z-TF-FEP
226/Z-DS 226/Z-DT

GU10 GZ10	2A-250V	T250

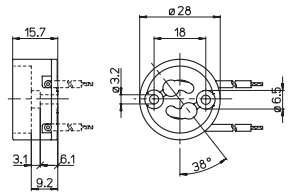

PORTALAMPADE IP20
— Corpo in steatite
— Base in PPS (T1= 240 °C)
— Contatti in nichel
IP20 LAMPHOLDERS
— Steatite body
— PPS base (T1= 240 °C)
— Nickel contacts

mm² SIL 1	mm² TF 1	mm² FEP 1	mm² DS 1	mm² DT 0,75	14 cm	118/...

1226/Z-SF

GU10 GZ10	2A-250V	T270

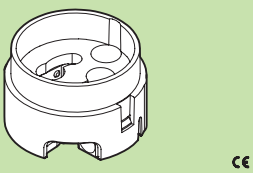

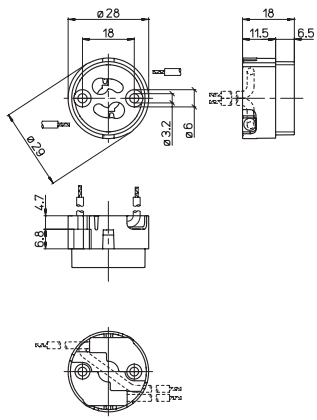

PORTALAMPADE IP20
— Corpo in LCP
— Contatti in acciaio nichelato

IP20 LAMPHOLDER
— LCP body
— Nickel plated steel contacts

mm² 0,5-1	7-8	118/...

V5039

GU10 GZ10	2A-250V	T250

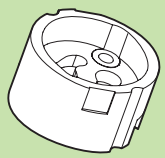

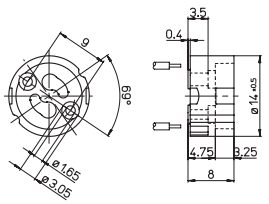

PORTALAMPADE IP20
— Corpo in steatite
— Contatti in lega di rame

IP20 LAMPHOLDER
— Steatite body
— Cu alloy contacts

mm² 0,5-1	mm² 0,5-1	6-7	V5039/...

V5039/GV/N V5039/SP/N

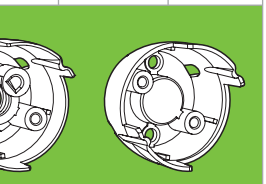

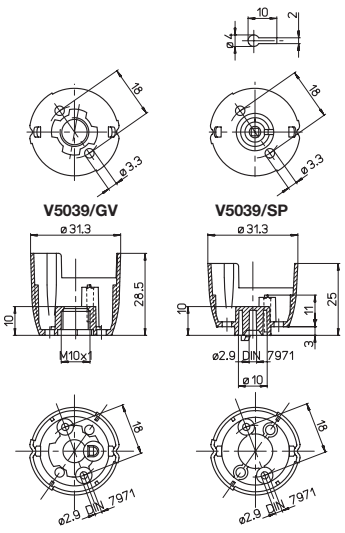

SUPPORTI
— Corpo in poliammide
.../GV= con foro filettato M10x1/vite di blocco
.../SP= per fissaggio a vite
BRACKETS
— Polyamide body
.../GV= with M10x1 threaded hole/locking screw
.../SP= for screw fixing

Per/For: V5039

Significato dei simboli sulla copertina

AAG STUCCHI Essential for lighting

VD/30P/T/B

FERMATAZZA
in PET

SHADE RING
in PET

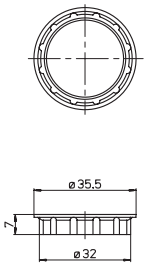

Per/For: V5040

30/AU



SUPPORTO
in acciaio zincato

BRACKET
in zinc plated steel

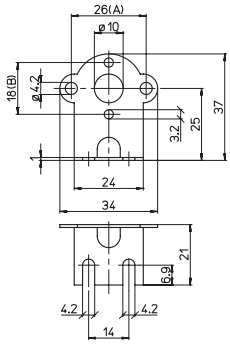

Per/For: (B) 226/... 226/Z... 227/... 1226/SF 1226/Z-SF V5039

118 118/N



SUPPORTI PER CLASSE II in PBT
.../N= nero
— A richiesta: vite 578/F per fissaggio art. 226/... e vite 581/F per fissaggio art. 1226/...
BRACKETS FOR CLASS II in PBT
.../N= black
— On demand: screw 578/F to fix art. 226/... and screw 581/F to fix art. 1226/...

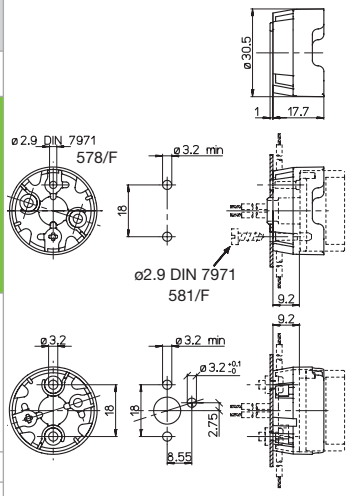

Per/For: 226/... 1226/...

118/A 118/A-N 118/B 118/B-N



SUPPORTI PER CLASSE II in PBT
.../N= nero
— A richiesta: vite 578/F per fissaggio art. 226/... e vite 581/F per fissaggio art. 1226/...
BRACKETS FOR CLASS II in PBT
.../N= black
— On demand: screw 578/F to fix art. 226/... and screw 581/F to fix art. 1226/...

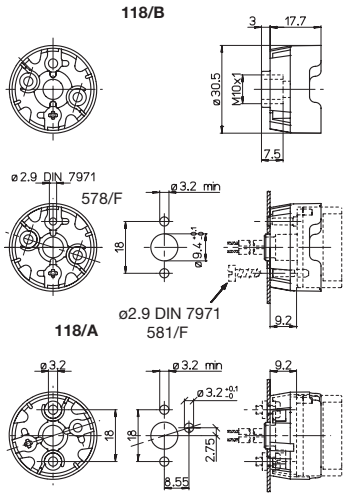

Per/For: 226/... 1226/...

19c

A.A.G. STUCCHI

V5028/N

G4	6A-12V	T240

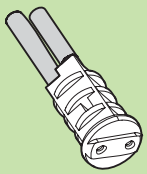

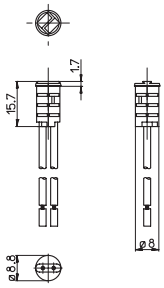

PORTALAMPADE IP20
— Corpo in PPS
— Contatti in bronzo fosforoso

IP20 LAMPHOLDER
— PPS body
— Phosphor bronze contacts

SIL 0,75 | 15 cm

212
212/TF-FEP

G4	3A-24V	T200

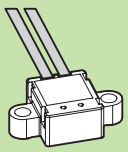

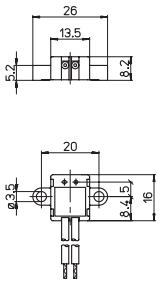

PORTALAMPADE IP20
— Corpo in PPS (T1= 240 °C)
— Doppi contatti in nichel

IP20 LAMPHOLDERS
— PPS body (T1= 240 °C)
— Nickel twin contacts

Max. 35W

SIL 0,5 | FEP 0,5 | 12 cm

212/L
212/L-TF-FEP

G4	3A-24V	T200

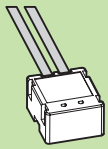

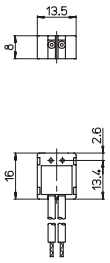

PORTALAMPADE IP20
— Corpo in PPS (T1= 240 °C)
— Doppi contatti in nichel

IP20 LAMPHOLDERS
— PPS body (T1= 240 °C)
— Nickel twin contacts

Max. 35W

SIL 0,5 | FEP 0,5 | 12 cm

212/A
212/A-TF-FEP

G4	3A-24V	T200

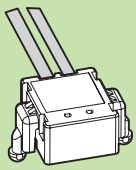

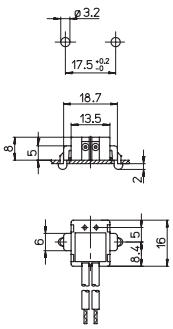

PORTALAMPADE IP20
— Corpo in PPS (T1= 240 °C)
— Doppi contatti in nichel

IP20 LAMPHOLDERS
— PPS body (T1= 240 °C)
— Nickel twin contacts

Max. 35W

0,6-1 | SIL 0,5 | FEP 0,5 | 12 cm

215 215/C
215/TF-FEP 215/C-TF-FEP

G4	3A-24V	T160

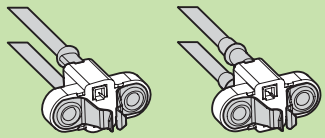

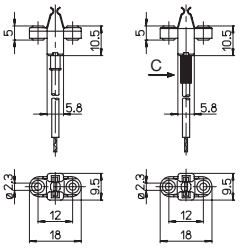

215/... 215/C...

PORTALAMPADE
.../SM= senza molla ...C= con tubetto in silicone
— Corpo in steatite (T1= 250 °C)
— Contatti in ottone argentato
LAMPHOLDERS
.../SM= without spring ...C= with silicone tube
— Steatite body (T1= 250 °C)
— Silver plated brass contacts

215/...-UR

Max. 20W
(a richiesta/on demand)

SIL 1 | FEP 1 | 12 cm

218/G4 218/G4-S
218/G4-TF 218/G4-S-TF
218/G4-TF-FEP 218/G4-S-TF-FEP

G4	10A-24V	T350

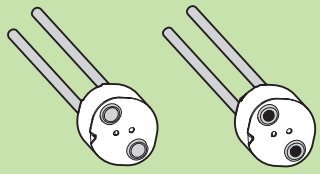

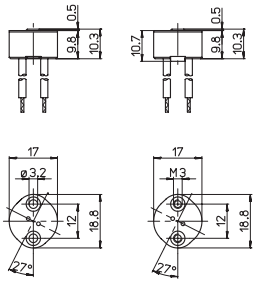

218/G4... 218/G4-S...

PORTALAMPADE IP20
.../S= con bussole filettate M3
— Corpo in steatite
— Contatti in nichel — Placca in mica
IP20 LAMPHOLDERS
.../S= with M3 threaded bushes
— Steatite body
— Nickel contacts — Mica cover

218/...-UL

(a richiesta/on demand)

SIL 1 | TF 1 | FEP 1 | 12 cm

V5030

G4	6A-24V	T240

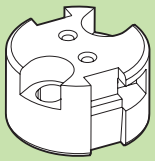

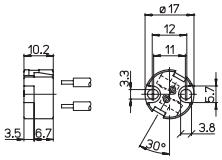

PORTALAMPADE
— Corpo in LCP
— Contatto in bronzo fosforoso

LAMPHOLDER
— LCP body
— Phosphor bronze contacts

0,5-1 | 0,5-1 | 5

216
216/TF
216/TF-FEP

G4 GZ4	10A-24V	T350

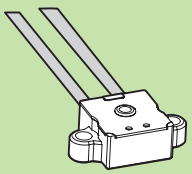

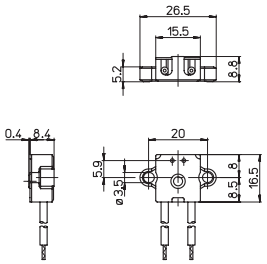

PORTALAMPADE IP20
— Corpo in steatite
— Contatti in nichel
— Placca in mica
IP20 LAMPHOLDERS
— Steatite body
— Nickel contacts
— Mica cover

216/...-UL

(a richiesta/on demand)

SIL 1 | TF 1 | FEP 1 | 12 cm

214 214/C
214/TF-FEP 214/C-TF-FEP

G4 GY4	3A-24V	T160

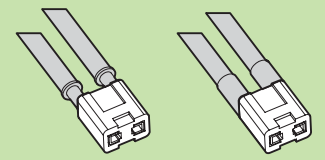

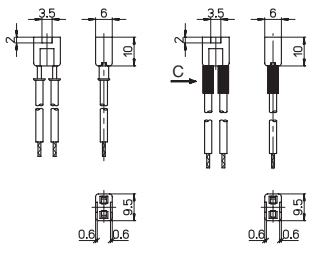

214/... 214/C...

PORTALAMPADE
.../C= con tubetto in silicone
— Corpo in PPS (T1= 240 °C)
— Contatti in ottone argentato
LAMPHOLDERS
.../C= with silicone tube
— PPS body (T1= 240 °C)
— Silver plated brass contacts

Max. 20W

SIL 1 | FEP 1 | 12 cm

215/SM 215/SMC
215/SM-TF-FEP 215/SMC-TF-FEP

G4 GY4	3A-24V	T160

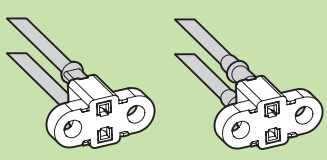

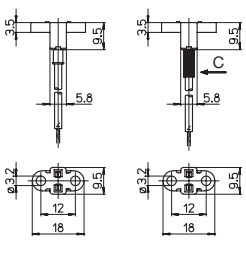

215/SM... 215/SMC...

PORTALAMPADE
.../SM= senza molla ...C= con tubetto in silicone
— Corpo in steatite (T1= 250 °C)
— Contatti in ottone argentato
LAMPHOLDERS
.../SM= without spring ...C= with silicone tube
— Steatite body (T1= 250 °C)
— Silver plated brass contacts

215/...-UR

Max. 20W
(a richiesta/on demand)

SIL 1 | FEP 1 | 12 cm

V5031

G4 G5,3 GX5,3 G6,35 GY6,35	8A-24V	T250

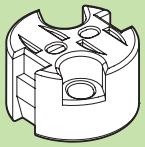

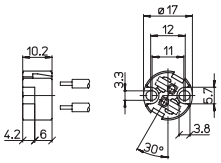

PORTALAMPADE
— Corpo in steatite
— Contatto in bronzo fosforoso

LAMPHOLDER
— Steatite body
— Phosphor bronze contacts

mm²	mm²	
0,5-1	0,5-1	5

218/Y 218/Y-S 218/Y-TF 218/Y-S-TF 218/Y-TF-FEP 218/Y-S-TF-FEP

G4 G5,3 GX5,3 G6,35 GY6,35	10A-24V	T350

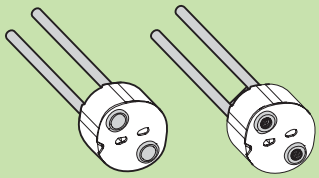

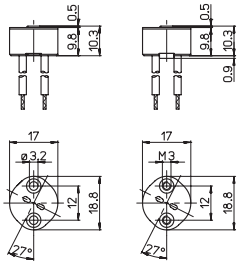

218/Y... **218/Y-S...**

PORTALAMPADE IP20
.../S= con bussola filettata M3
— Corpo in steatite
— Contatti in nichel — Placca in mica

IP20 LAMPHOLDERS
.../S= with M3 threaded bush
— Steatite body
— Nickel contacts — Mica cover

mm²	mm²	mm²	
SIL 1	TF 1	FEP 1	12 cm

218 218/S 218/TF 218/S-TF 218/TF-FEP 218/S-TF-FEP

G4 G5,3 GX5,3 GX6,35 GZ6,35	10A-24V	T350

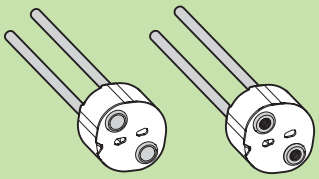

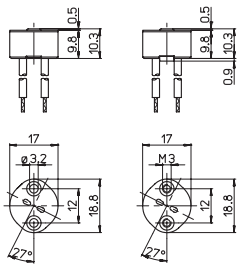

218/... **218/S...**

PORTALAMPADE IP20
.../S= con bussole filettate M3
— Corpo in steatite
— Contatti in nichel — Placca in mica

IP20 LAMPHOLDERS
.../S= with M3 threaded bushes
— Steatite body
— Nickel contacts — Mica cover

c UL us 218/...-UL

218/...-UL (a richiesta/on demand)

mm²	mm²	mm²	
SIL 1	TF 1	FEP 1	12 cm

218/X 218/X-S 218/X-TF 218/X-S-TF 218/X-TF-FEP 218/X-S-TF-FEP

G4 G5,3 GX5,3 GX6,35 GZ6,35	10A-24V	T350

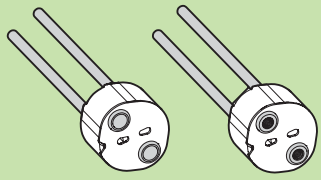

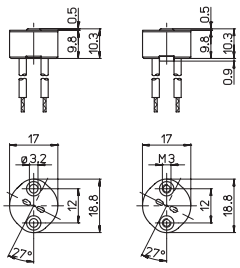

218/X... **218/X-S...**

PORTALAMPADE IP20
.../X= con doppi contatti in nickel
...-S= con bussole filettate M3
— Corpo in steatite — Contatti in nichel

IP20 LAMPHOLDERS
.../X= with nickel twin contacts
...-S= with M3 threaded bushes
— Steatite body — Nickel contacts

c UL us 218/...-UL

218/...-UL (a richiesta/on demand)

mm²	mm²	mm²	
SIL 1	TF 1	FEP 1	12 cm

218/SA 218/SA-TF 218/SA-TF-FEP

G4 G5,3 GX5,3 GX6,35 GZ6,35	10A-24V	T350

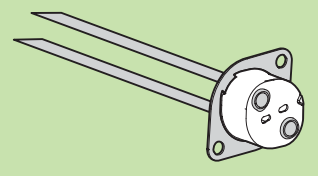

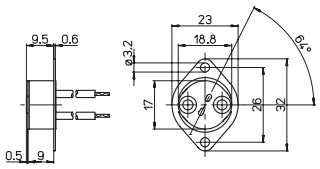

PORTALAMPADE IP20
— Corpo in steatite
— Contatti in nichel
— Placca in mica

IP20 LAMPHOLDERS
— Steatite body
— Nickel contacts
— Mica cover

c UL us 218/...-UL

218/...-UL (a richiesta/on demand)

mm²	mm²	mm²	
SIL 1	TF 1	FEP 1	12 cm

218/SB 218/SC 218/SB-TF 218/SC-TF 218/SB-TF-FEP 218/SC-TF-FEP

G4 G5,3 GX5,3 GX6,35 GZ6,35	10A-24V	T350



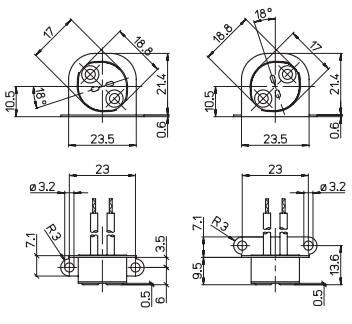

218/SB... **218/SC...**

PORTALAMPADE IP20
— Corpo in steatite
— Contatti in nichel
— Placca in mica

IP20 LAMPHOLDERS
— Steatite body
— Nickel contacts
— Mica cover

c UL us 218/...-UL

218/...-UL (a richiesta/on demand)

mm²	mm²	mm²	
SIL 1	TF 1	FEP 1	12 cm

224 224/X
224/TF 224/X-TF
224/TF-FEP 224/X-TF-FEP

GZ4 G5,3 GX5,3 GX6,35 GZ6,35	10A-24V	T350

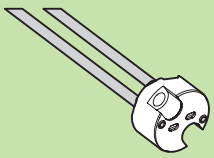

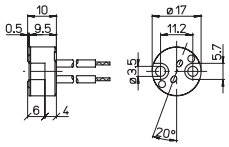

PORTALAMPADE IP20
.../X= con doppi contatti in nichel
— Corpo in steatite
— Contatti in nichel
IP20 LAMPHOLDERS
.../X= with nickel twin contacts
— Steatite body
— Nickel contacts

224/UL 224/TF...-UL (a richiesta/on demand)

mm² SIL 1	mm² TF 1	mm² FEP 1	12 cm	S-224/...

225 225/X
225/TF 225/X-TF
225/TF-FEP 225/X-TF-FEP

GZ4 G5,3 GX5,3 GX6,35 GZ6,35	10A-24V	T350

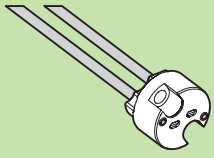

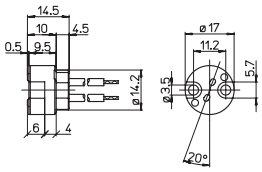

PORTALAMPADE IP20
.../X= con doppi contatti in nichel
— Corpo in steatite
— Contatti in nichel
IP20 LAMPHOLDERS
.../X= with nickel twin contacts
— Steatite body
— Nickel contacts

225/UL 225/TF...-UL (a richiesta/on demand)

mm² SIL 1	mm² TF 1	mm² FEP 1	11,5 cm

224/L8 224/L10
224/L8-TF 224/L10-TF
224/L8-TF-FEP 224/L10-TF-FEP

GZ4 G5,3 GX5,3 GX6,35 GZ6,35	10A-24V	T350

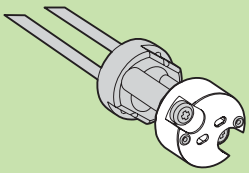

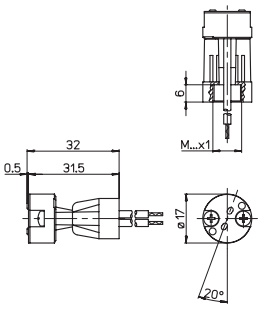

PORTALAMPADE IP20
con distanziatore lungo filettato
...8= M8x1
...10= M10x1
IP20 LAMPHOLDERS
with long spacing collar threaded
...8= M8x1
...10= M10x1

224/...-UL (a richiesta/on demand)

mm² SIL 1	mm² TF 1	mm² FEP 1	12 cm	S-224/...

224/C8 224/C10
224/C8-TF 224/C10-TF
224/C8-TF-FEP 224/C10-TF-FEP

GZ4 G5,3 GX5,3 GX6,35 GZ6,35	10A-24V	T350

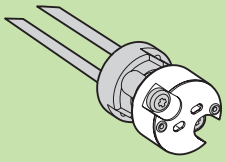

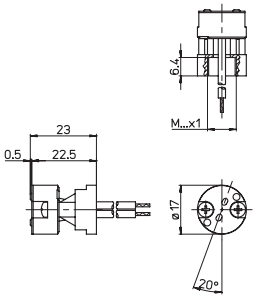

PORTALAMPADE IP20
con distanziatore corto filettato
...8= M8x1
...10= M10x1
IP20 LAMPHOLDERS
with short spacing collar threaded
...8= M8x1
...10= M10x1

224/...-UL (a richiesta/on demand)

mm² SIL 1	mm² TF 1	mm² FEP 1	12 cm	S-224/...

1224/SF

G4 GZ4 G5,3 GX5,3 G6,35 GY6,35 GZ6,35	4A-12V 2A-24V	T270

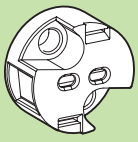

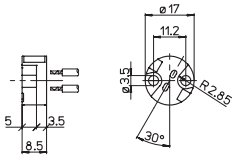

PORTALAMPADE
— Corpo in LCP
— Contatti in CuNiZn (alpacca) argentata

LAMPHOLDER
— LCP body
— Silver plated CuNiZn (German silver) contacts

Max. 50W

mm² ø1,8 max	mm² 0,75-1	8-9	S-224/...

1225/SF

G4 GZ4 G5,3 GX5,3 G6,35 GY6,35 GZ6,35	4A-12V 2A-24V	T270

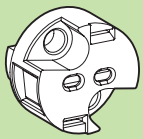

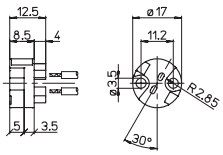

PORTALAMPADE
— Corpo in LCP
— Contatti in CuNiZn (alpacca) argentata

LAMPHOLDER
— LCP body
— Silver plated CuNiZn (German silver) contacts

Max. 50W

mm² ø1,8 max	mm² 0,75-1	8-9

224/GU4
224/GU4-TF
224/GU4-TF-FEP

GU4	10A-24V	T350

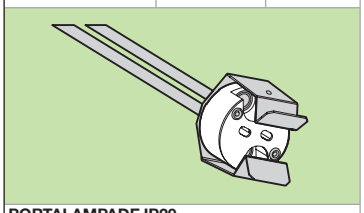

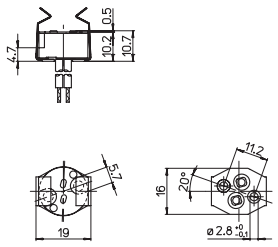

PORTALAMPADE IP20
— Corpo in steatite
— Contatti in nichel
— Placca in mica
IP20 LAMPHOLDERS
— Steatite body
— Nickel contacts
— Mica cover

224/...-UL (a richiesta/on demand)

SIL 1	TF 1	FEP 1	12 cm	S-224/...
mm²	mm²	mm²		

224/GU4-S
224/GU4-S-TF
224/GU4-S-TF-FEP

GU4	10A-24V	T350

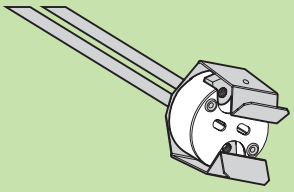

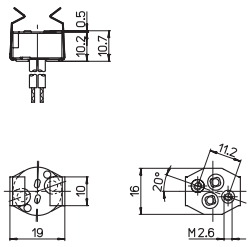

PORTALAMPADE IP20
.../S= con bussole filettate M2,6
— Corpo in steatite
— Contatti in nichel
IP20 LAMPHOLDERS
.../S= with M2,6 threaded bushes
— Steatite body
— Nickel contacts

224/...-UL (a richiesta/on demand)

SIL 1	TF 1	FEP 1	12 cm	S-224/...
mm²	mm²	mm²		

S-224-C-8/1 S-224-L-8/1
S-224-C-10/1 S-224-L-10/1

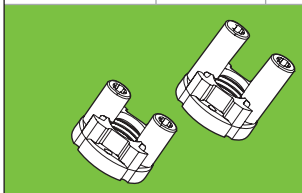

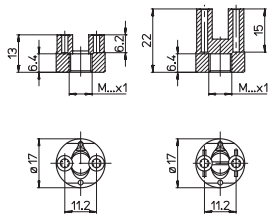

DISTANZIATORI FILETTATI
in PPS
...8/1= M8x1
...10/1= M10x1
THREADED SPACING COLLARS
in PPS
...8/1= M8x1
...10/1= M10x1

S-224-C.../1 S-224-L.../1

Per/For: 224/... 1224/SF

219/R

G5,3-4,8	10A-24V	T250

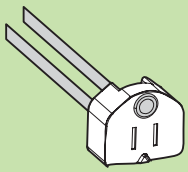

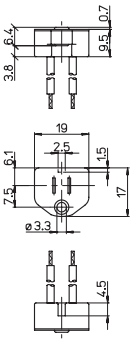

PORTALAMPADE IP20
— Corpo in steatite
— Contatti in nichel
— Placca in mica
IP20 LAMPHOLDER
— Steatite body
— Nickel contacts
— Mica cover

219/...-UL (a richiesta/on demand)

SIL 1	12 cm
mm²	

223
223/TF
223/TF-FEP

G5,3	10A-24V	T350



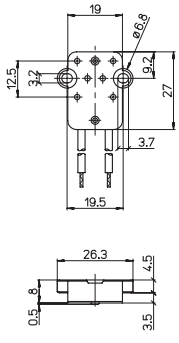

PORTALAMPADE IP20
— Corpo in steatite
— Doppi contatti in nichel
— Placca in mica
IP20 LAMPHOLDERS
— Steatite body
— Nickel twin contacts
— Mica cover

223/...-UL (a richiesta/on demand)

SIL 1	TF 1	FEP 1	12 cm
mm²	mm²	mm²	

223/L
223/L-TF
223/L-TF-FEP

G5,3	10A-24V	T350



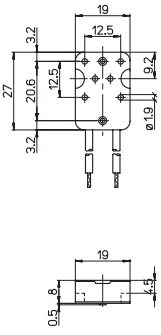

PORTALAMPADE IP20
— Corpo in steatite
— Doppi contatti in nichel
— Placca in mica
IP20 LAMPHOLDERS
— Steatite body
— Nickel twin contacts
— Mica cover

223/...-UL (a richiesta/on demand)

SIL 1	TF 1	FEP 1	12 cm
mm²	mm²	mm²	

219
219/TF
219/TF-FEP

G5,3 GX5,3	10A-24V	T350

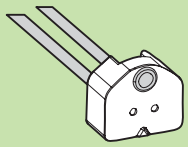

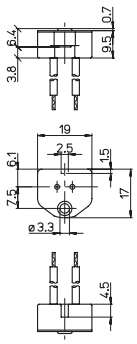

PORTALAMPADE IP20
— Corpo in steatite
— Contatti in nichel
— Placca in mica
IP20 LAMPHOLDERS
— Steatite body
— Nickel contacts
— Mica cover

c UL us 219/...-UL

219/...-UL (a richiesta/on demand)

SIL 1 | TF 1 | FEP 1 | 12 cm

219/X
219/X-TF
219/X-TF-FEP

G5,3 GX5,3	10A-24V	T350

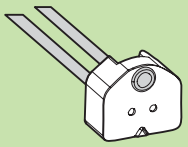

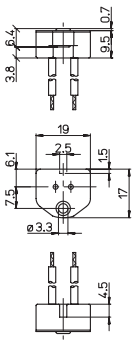

PORTALAMPADE IP20
.../X= con doppi contatti in nichel
— Corpo in steatite
— Placca in mica
IP20 LAMPHOLDERS
.../X= with nickel twin contacts
— Steatite body
— Mica cover

c UL us 219/...-UL

219/...-UL (a richiesta/on demand)

SIL 1 | TF 1 | FEP 1 | 12 cm

217-2
217-2/TF
217-2/TF-FEP

G5,3 GX5,3 G6,35 GY6,35	10A-24V	T350

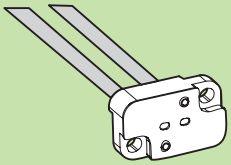

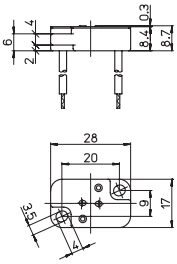

PORTALAMPADE IP20
— Corpo in steatite
— Contatti in nichel
— Placca in mica
IP20 LAMPHOLDERS
— Steatite body
— Nickel contacts
— Mica cover

SIL 1 | TF 1 | FEP 1 | 12 cm

220
220/TF
220/TF-FEP

GU5,3	10A-24V	T350

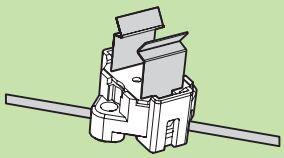

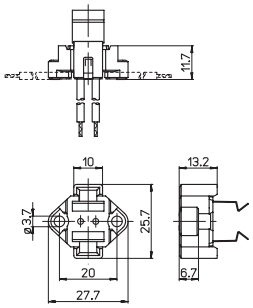

PORTALAMPADE IP20
— Corpo in steatite
— Contatti in nichel
— Placca in mica
IP20 LAMPHOLDERS
— Steatite body
— Nickel contacts
— Mica cover

c UL us 220/...-UL

220/...-UL (a richiesta/on demand)

SIL 1 | TF 1 | FEP 1 | 12 cm

223/GU5,3
223/GU5,3-TF
223/GU5,3-TF-FEP

GU5,3	10A-24V	T350

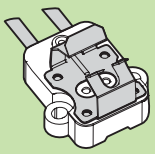

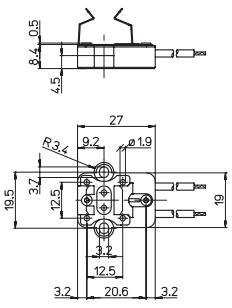

PORTALAMPADE IP20
— Corpo in steatite
— Doppi contatti in nichel
— Placca in mica
IP20 LAMPHOLDERS
— Steatite body
— Nickel twin contacts
— Mica cover

c UL us 223/...-UL

223/...-UL (a richiesta/on demand)

SIL 1 | TF 1 | FEP 1 | 12 cm

223/L-GU5,3
223/L-GU5,3-TF
223/L-GU5,3-TF-FEP

GU5,3	10A-24V	T350

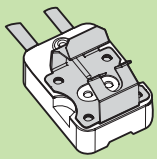

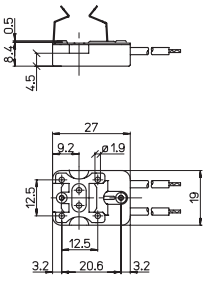

PORTALAMPADE IP20
— Corpo in steatite
— Doppi contatti in nichel
— Placca in mica
IP20 LAMPHOLDERS
— Steatite body
— Nickel twin contacts
— Mica cover

c UL us 223/...-UL

223/...-UL (a richiesta/on demand)

SIL 1 | TF 1 | FEP 1 | 12 cm

224/GU5,3
224/GU5,3-TF
224/GU5,3-TF-FEP

GU5,3	10A-24V	T350



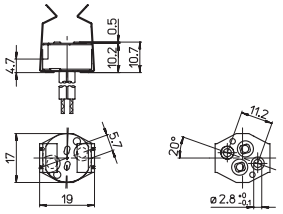

PORTALAMPADE IP20
— Corpo in steatite
— Contatti in nichel
— Placca in mica
IP20 LAMPHOLDERS
— Steatite body
— Nickel contacts
— Mica cover

c UL us 224/...-UL

224/...-UL (a richiesta/on demand)

SIL 1	TF 1	FEP 1	12 cm	S-224/...
mm²	mm²	mm²		

224/GU5,3-S
224/GU5,3-S-TF
224/GU5,3-S-TF-FEP

GU5,3	10A-24V	T350

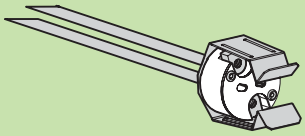

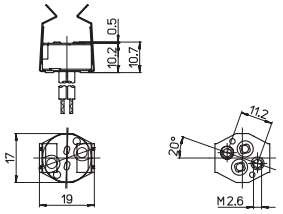

PORTALAMPADE IP20
.../S= con bussole filettate M2,6
— Corpo in steatite
— Contatti in nichel
IP20 LAMPHOLDERS
.../S= with M2,6 threaded bushes
— Steatite body
— Nickel contacts

c UL us 224/...-UL

224/...-UL (a richiesta/on demand)

SIL 1	TF 1	FEP 1	12 cm	S-224/...
mm²	mm²	mm²		

218/G6,35
218/G6,35-TF
218/G6,35-TF-FEP

GX6,35 GZ6,35	10A-24V	T350

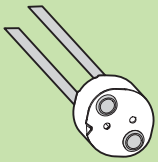

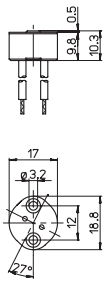

PORTALAMPADE IP20
— Corpo in steatite
— Contatti in nichel
— Placca in mica
IP20 LAMPHOLDERS
— Steatite body
— Nickel contacts
— Mica cover

c UL us 218/...-UL

218/...-UL (a richiesta/on demand)

SIL 1	TF 1	FEP 1	12 cm
mm²	mm²	mm²	

218/G6,35-S
218/G6,35-S-TF
218/G6,35-S-TF-FEP

GX6,35 GZ6,35	10A-24V	T350

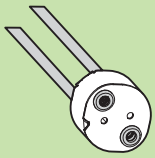

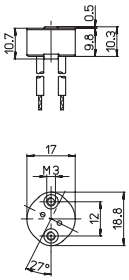

PORTALAMPADE IP20
.../S= con bussole filettate M3
— Corpo in steatite
— Contatti in nichel — Placca in mica
IP20 LAMPHOLDERS
.../S= with M3 threaded bushes
— Steatite body
— Nickel contacts — Mica cover

c UL us 218/...-UL

218/...-UL (a richiesta/on demand)

SIL 1	TF 1	FEP 1	12 cm
mm²	mm²	mm²	

217
217/TF
217/TF-FEP

G6,35 GY6,35	10A-24V	T350

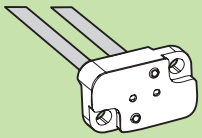

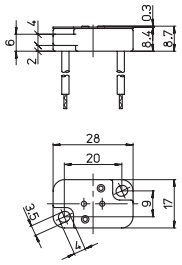

PORTALAMPADE IP20
— Corpo in steatite
— Contatti in nichel
— Placca in mica
IP20 LAMPHOLDERS
— Steatite body
— Nickel contacts
— Mica cover

c UL us 217/...-UL

217/...-UL (a richiesta/on demand)

SIL 1	TF 1	FEP 1	12 cm
mm²	mm²	mm²	

EN 50075
CEI 23-34

IEC 60884-1
CEI 23-50

A.A.G. STUCCHI

20

SPINE E PRESE

PLUGS AND SOCKETS

516/B
516/N

2P	2,5A/250V	



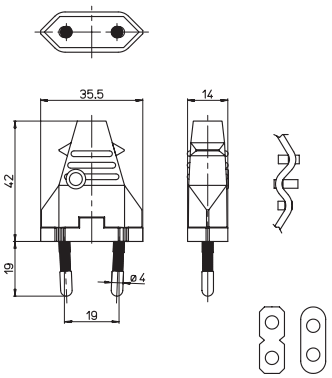

SPINE EUROPEE
.../B= bianco .../N= nero
— Cappuccio in poliammide
— Corpo portacontatti in policarbonato
EURO PLUGS
.../B= white .../N= black
— Polyamide cap
— Pins holder body in polycarbonate

CEI 23-34 EN 50075

516/B - 516/N
SPINA EUROPEA PER COLLEGARE SOLAMENTE APPARECCHI ISOLATI IN CLASSE II

- Spinotti con protezione isolante ø4.
- Fermacavo a labirinto.
- Fissaggio dei conduttori per schiacciatura.
- La spina viene fornita smontata.
- Dopo il cablaggio è indissolubilmente collegata al cavo.

516/B - 516/N
EURO-PLUG USED WITH CLASS II INSULATED APPLIANCES ONLY

- ø4 pins with insulating sleeves.
- Labyrinth cable clamping.
- Cables are clinched to pins.
- The plug is supplied disassembled.
- After wiring the plug is permanently connected to the cable.

562/ST-B
562/ST-N

2P	10A/250V	

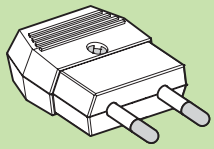

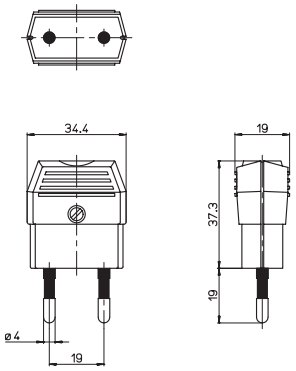

SPINE PIATTE SICURY
562/CT-B in policarbonato bianco
562/CT-N in poliammide nera

SICURY FLAT PLUGS
562/CT-B in white polycarbonate
562/CT-N in black polyamide

CEI 23-50/S10 IEC 60884-1/S10

562/CT-B
562/CT-N

2P+T	10A/250V	

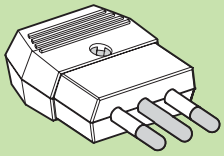

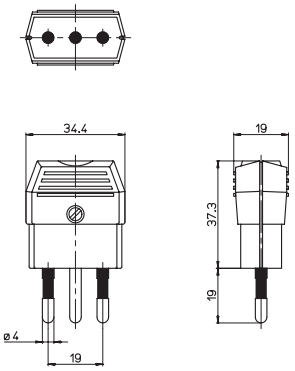

SPINE PIATTE SICURY
562/CT-B in policarbonato bianco
562/CT-N in poliammide nera

SICURY FLAT PLUGS
562/CT-B in white polycarbonate
562/CT-N in black polyamide

CEI 23-50/S11 IEC 60884-1/S11

586/CT-B
586/CT-N

2P+T	10A/250V	

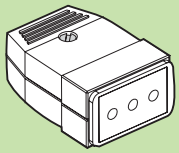

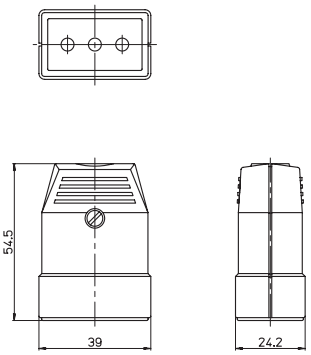

PRESE MOBILI
.../B= bianco .../N= nero
— Corpo in policarbonato
— Alveoli di fase schermati da otturatori
PORTABLE SOCKETS
.../B= white .../N= black
— Polycarbonate body
— Shutters operated by phase pins

CEI 23-50/P11 IEC 60884-1/P11

535/B
535/N

2P+T	10-16A/250V

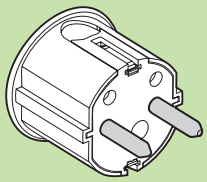

SPINE
.../B= bianco .../N= nero
— Corpo in policarbonato
— Uscita del cavo a squadra
PLUGS
.../B= white .../N= black
— Polycarbonate body
— Right angle cable outlet

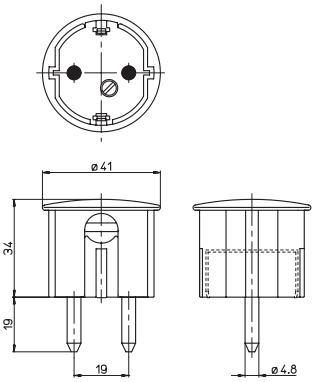

CEI 23-50/S30 IEC 60884-1/S30

538/A
538/M

2P+T	10-16A/250V

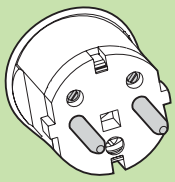

SPINE DOPPIO SISTEMA DI TERRA
.../A= avorio .../M= marrone
— Corpo in policarbonato
— Uscita del cavo a squadra
DOUBLE EARTH SYSTEM PLUGS
.../A= ivory .../M= brown
— Polycarbonate body
— Right angle cable outlet

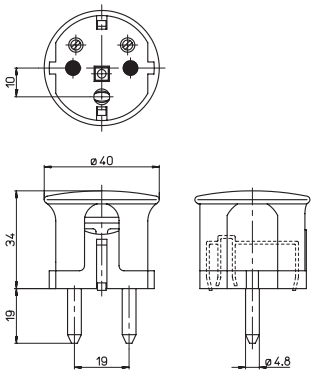

CEI 23-50/S31 IEC 60884-1/S31

540/B
540/N

2P+T	10-16A/250V

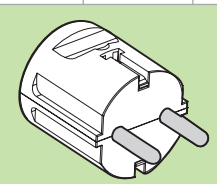

SPINE
.../B= bianco .../N= nero
— Corpo in policarbonato
— Uscita del cavo assiale
PLUGS
.../B= white .../N= black
— Polycarbonate body
— Axial cable outlet

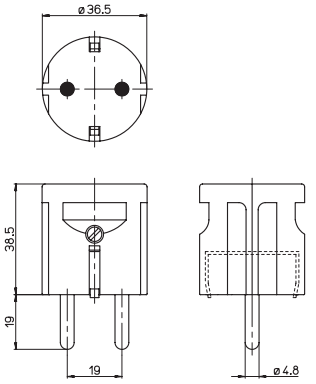

CEI 23-50/S30 IEC 60884-1/S30

595/ST-B
595/ST-N

2P	10A/250V	Max. 2000W

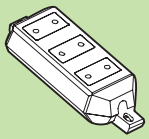

PRESE MOBILI TRIPLE SICURY
.../B= bianco .../N= nero
— Corpo in poliammide
— Alveoli di fase schermati da otturatori
SICURY PORTABLE TRIPLE SOCKETS
.../B= white .../N= black
— Polyamide body
— Shutters operated by phase pins

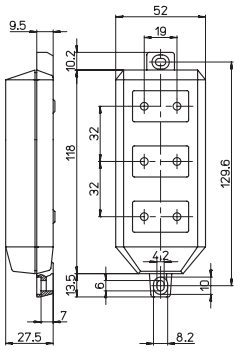

CEI 23-50/P10 IEC 60884-1/P10

595/CT-B 595/CT-BC
595/CT-N 595/CT-NC

2P+T	10A/250V	Max. 2000W



PRESE MOBILI TRIPLE SICURY
.../B= bianco .../N= nero
— Corpo in poliammide
— Alveoli di fase schermati da otturatori
SICURY PORTABLE TRIPLE SOCKETS
.../B= white .../N= black
— Polyamide body
— Shutters operated by phase pins

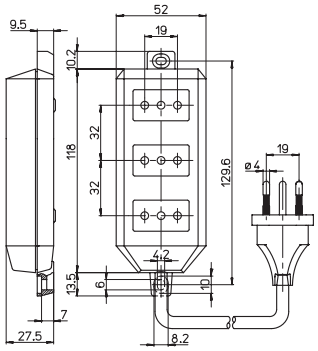

CEI 23-50/P11/S11 IEC 60884-1/P11/S11

1,5 m

597/ST-B
597/ST-N

2P	10A/250V	Max. 2000W

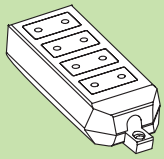

PRESE MOBILI 4 POSTI SICURY
.../B= bianco .../N= nero
— Corpo in poliammide
— Alveoli di fase schermati da otturatori
SICURY PORTABLE 4 PLACES SOCKETS
.../B= white .../N= black
— Polyamide body
— Shutters operated by phase pins

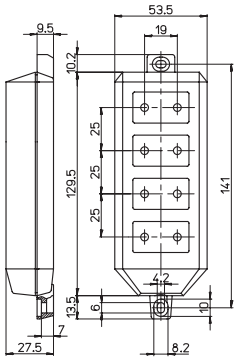

CEI 23-50/P10 IEC 60884-1/P10

597/CT-B 597/CT-BC
597/CT-N 597/CT-NC

2P+T	10A/250V	Max. 2000W



PRESE MOBILI 4 POSTI SICURY
.../B= bianco .../N= nero
— Corpo in poliammide
— Alveoli di fase schermati da otturatori
SICURY PORTABLE 4 PLACES SOCKETS
.../B= white .../N= black
— Polyamide body
— Shutters operated by phase pins

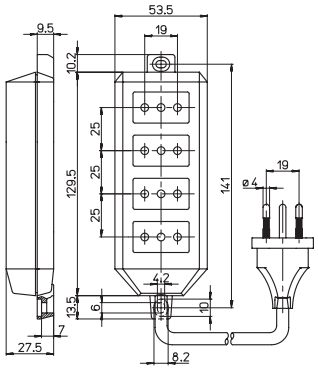

CEI 23-50/P11/S11 IEC 60884-1/P11/S11

1,5 m

598/ST-B
598/ST-N

2P	10A/250V	Max. 2000W

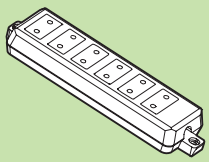

PRESE MOBILI 6 POSTI SICURY
.../B= bianco .../N= nero
— Corpo in poliammide
— Alveoli di fase schermati da otturatori
SICURY PORTABLE 6 PLACES SOCKETS
.../B= white .../N= black
— Polyamide body
— Shutters operated by phase pins

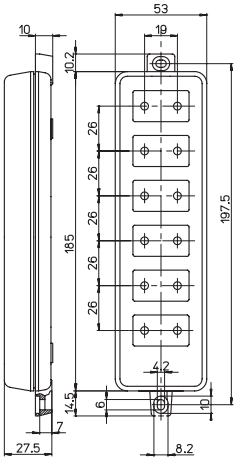

CEI 23-50/P10 IEC 60884-1/P10

598/CT-B 598/CT-BC
598/CT-N 598/CT-NC

2P+T	10A/250V	Max. 2000W

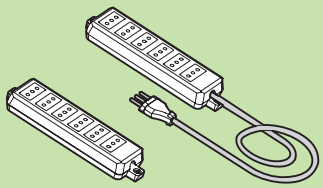

PRESE MOBILI 6 POSTI SICURY
.../B= bianco .../N= nero
— Corpo in poliammide
— Alveoli di fase schermati da otturatori
SICURY PORTABLE 6 PLACES SOCKETS
.../B= white .../N= black
— Polyamide body
— Shutters operated by phase pins

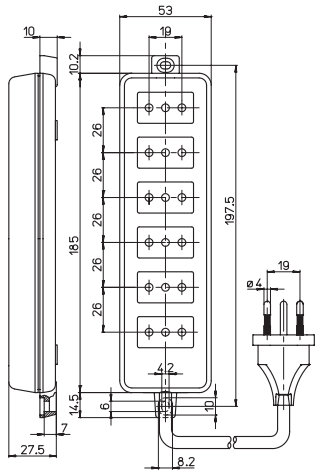

CEI 23-50/P11/S11 IEC 60884-1/P11/S11

1,5 m

Significato dei simboli sulla copertina

AAG STUCCHI
Essential for lighting

599/B
599/N

2P+T	10-16A/250V	Max. 3000W

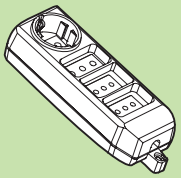

PRESE ADATTATORI MOBILI A 4 POSTI
.../B= bianco .../N= nero
— Corpo in poliammide

PORTABLE 4 PLACES ADAPTOR SOCKETS
.../B= white .../N= black
— Polyamide body

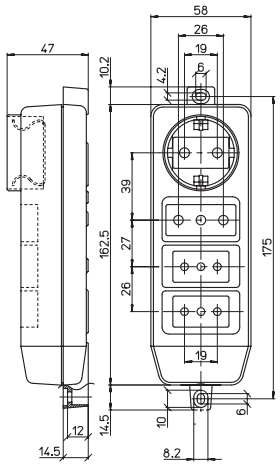

CEI 23-50/P11/P17/P30
IEC 60884-1/P11/P17/P30

599/IB
599/IN

2P+T	10-16A/250V	Max. 3000W

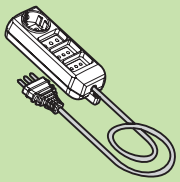

PRESE ADATTATORI MOBILI A 4 POSTI
.../B= bianco .../N= nero
— Corpo in poliammide

PORTABLE ADAPTOR 4 PLACES SOCKETS
.../B= white .../N= black
— Polyamide body

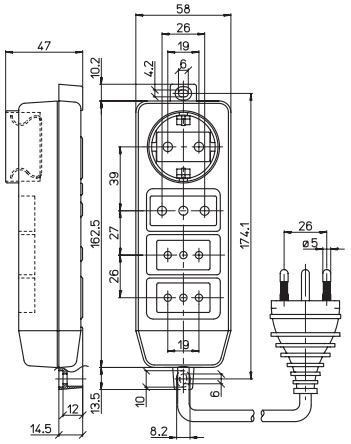

CEI 23-50/P11/P17/P30/S17
IEC 60884-1/P11/P17/P30/S17

1,5 m

599/KB
599/KN

2P+T	10-16A/250V	Max. 3000W

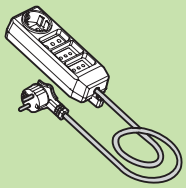

PRESE ADATTATORI MOBILI A 4 POSTI
.../B= bianco .../N= nero
— Corpo in poliammide

PORTABLE ADAPTOR 4 PLACES SOCKETS
.../B= white .../N= black
— Polyamide body

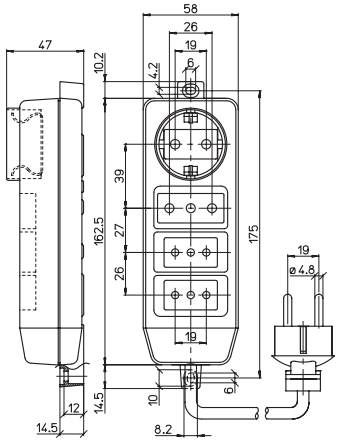

CEI 23-50/P11/P17/P30/S31
IEC 60884-1/P11/P17/P30/S31

1,5 m

1596/CT-B 1596/CT-BC
1596/CT-N 1596/CT-NC

2P+T	10-16A/250V	Max. 3000W



PRESE MOBILI TRIPLE SICURY BIPASSO
.../B= bianco .../N= nero
— Corpo in poliammide
— Alveoli di fase schermati da otturatori

SICURY PORTABLE TRIPLE SOCKETS
.../B= white .../N= black
— Polyamide body
— Shutters operated by phase pins

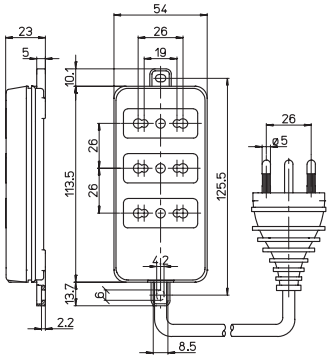

CEI 23-50/P17/11/S17
IEC 60884-1/P17/11/S17

1,5 m

1598/CT-B 1598/CT-BC
1598/CT-N 1598/CT-NC

2P+T	10-16A/250V	Max. 3000W



PRESE MOBILI 5 POSTI SICURY BIPASSO
.../B= bianco .../N= nero
— Corpo in poliammide
— Alveoli di fase schermati da otturatori

SICURY PORTABLE 5 PLACES SOCKETS
.../B= white .../N= black
— Polyamide body
— Shutters operated by phase pins

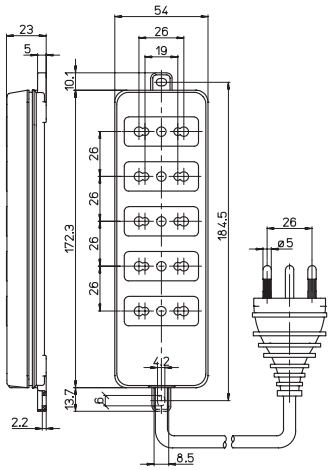

CEI 23-50/P17/11/S17
IEC 60884-1/P17/11/S17

1,5 m

Articolo Article	g		L	Ø x h	per articoli: for articles:
329/F	0,83	1/8 WHITWORTH		5,5x2	17/V - 111 -130 - 131 - 132 - 133 - 139 - 147/F - 212 - 216 - 217 - 219 - 220 - 223 - 226 - 340/F -341/F - 345/F - 346/F - 347/F - 348/F - 403/VI - 422 - 441 - 461 - 651 - 652 - 653 - 654 - 661- 673 - 674 - 675 - 676 - 678 - 679 - 682 - 683 - 684 - 685 - 686 - 1226 - 1422
338/F	0,61	1/8 WHITWORTH		5,5x1,5	128 - 135/V - 190 -209 - 211 - 249/TD - 260 - 265 - 268 - 289 - 290/V - 411 - 412 - 413 - 414 - 415 - 416 - 443 - 444 - 456 - 480 - 1017 - 1306
342/F	1,10	1/8 WHITWORTH		5,2x2	147/M - 224 - 225 - 227 - 340/M - 347/M - 1224 - 1225
381/F	1,73	ASA 6-32 NC	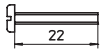	7,3x1,8	56 - 57 - 64 - 65 - 66 - 67 - 85/EX - 170 - 174 - 175 - 196 - 197 - 228 - 229
382/F	2,47	ASA 6-32 NC	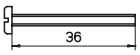	7,3x1,8	
384/F	1,38	ASA 6-32 NC		6x1,8	110 - 151 - 153 - 154 - 305
385/F	0,89	ASA 6-32 NC		7,3x1,8	31 - 35 - 36 - 37 - 38 - 40/... - 82 - 82/L - 137 - 138 144/S - 211/SB-SC - 211-21/SD - - 310.../VE - 401/... - 406/... - 423/V... - 431/V-q1 - 441 - 442 - 451 - 951
390/F	0,90	ASA 6-32 NC		5,7x2	56 - 57 - 64 - 65 - 66 - 67 - 85/EX - 171 - 172 - 174 - 175 - 196 - 197 - 208 - 210 - 228 - 229 - 403/VL- 461/V-3 - 461/V-3/16 - 699/V - 1305 - 1699
414/F	0,39	M 2,6-ISO		4x1,5	224/GU5,3-S - 224/GU4-S
438/F	0,37	M 3-ISO		4x1,8	218/S - 218/Y-S - 227/S - 309-2/S
482/F	0,91	M 3,5-ISO		7x2	264
501/F	1,31	M 4-ISO		8x2,4	257 - 257/S-C - 305/S
564/F	1,12	M 4-ISO		9,5x2,5	646/A - 651 - 652 - 653 - 654 - 661 - 662 - 673 - 674 - 675 - 676 - 678 - 679 - 683 - 686
565/F	1,38	M 4-ISO		9,5x2,5	646/A - 651 - 652 - 653 - 654 - 661 - 662 - 673 - 674 - 675 - 676 - 678 - 679 - 683 - 686 - 699/V

Articolo Article	g			s	
1/8	0,95	1/8 WHITWORTH	9 x 9	1,9	
6/32	0,95	ASA 6-32 NC	9 x 9	1,9	

LE VITI E I DADI VENGONO FORNITI IN SACCHETTI SEPARATI DAGLI ALTRI ARTICOLI

SCREWS AND NUTS ARE SUPPLIED IN SMALL PLASTIC BAGS SEPARATED FROM OTHER ARTICLES

AAG STUCCHI Essential for lighting



ACCESSORI, VITI E DADI
ACCESSORIES, SCREWS AND NUTS

ACCESSORI ACCESSORIES

articolo/article	33 34	35/CVD 32/CVD 35/SVD 32/SVD	36/CVD 36/SVD	82/F	37/CVD 38/CVD 37/SVD 38/SVD	134
GANCI CLIPS	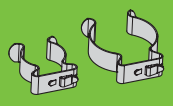	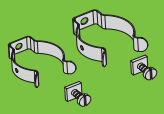			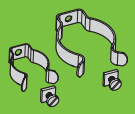	
pagina/page	57,88	84	39	83	51,79,87	51,88
articolo/article	82/CVD 82/L-CVD 82/SVD 82/L-SVD	136/A	136/V-CVD 136/V-SVD	137/CVD 138/CVD 137/SVD 138/SVD	130/V 130/A	131/V 131/A
					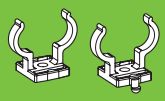	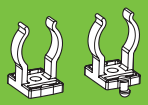
pagina/page	83	39	39	51,79,87	101,112,115	102
articolo/article	132/V 132/A	133/V 133/A	135/V	139/V 139/A	128/V 128/A	1128/A
	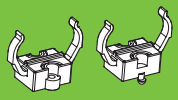	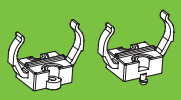		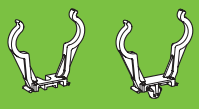	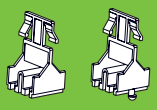	
pagina/page	102	112	31	127,133,136	103	106
articolo/article	1128/R 1128/T	1132/21,5 1132/24				
	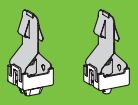					
pagina/page	106	107				
articolo/article	30/AU	31/AU	40/AU	40/C 40/L	256/S 256/SA	257
SUPPORTI BRACKETS				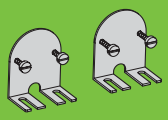	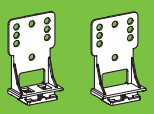	
pagina/page	39,54,223	39	53	53	39	54
articolo/article	258	259/S 259/D	S-285/10	S-285/13		
		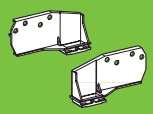				
pagina/page	56	56	38,42	38,42		
articolo/article	1115	1116	39/Z	S-204/1		
CUFFIE DI COPERTURA PROTECTION COVERS						
pagina/page	38	38	67	199,216		

ACCESSORI ACCESSORIES

articolo/article	123	124				
SCATOLE DISTANZIATRICI SPACING BOXES						
pagina/page	56	56				
articolo/article	122	1122				
PASSAFILO WIRE HOLDERS						
pagina/page	60	61				
articolo/article	S-1901/3 S-1901/4 S-1901/5	S-1911/3 S-1911/4				
MANICOTTI SLEEVES						
pagina/page	71	45				
articolo/article	120	S-444/4	S-451/3	S-1132/2		
DISPOSITIVI FERMALAMPADE LAMP LOCKING DEVICES				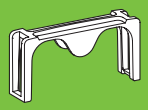		
pagina/page	103	106	102	107,112		
articolo/article	121	1121				
PIASTRINE DI CHIUSURA CLOSURE PLATES	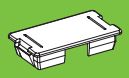					
pagina/page	60,71	40,45,60				
articolo/article	S-422-V/3	S-444/3				
SUPPORTI PER PORTALAMPADE BASCULANTI BRACKETS FOR SWIVELLING LAMPHOLDERS		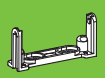				
pagina/page	125,129,135	104				
articolo/article	490 492					
ADATTATORI q5/q6/q7 q5/q6/q7 ADAPTORS	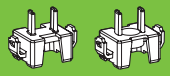					
pagina/page	133					

ACCESSORI ACCESSORIES

articolo/article	S-480/3 S-480/4	20	S-224-C-8/1 S-224-L-8/1 S-224-C-10/1 S-224-L-10/1			
DISTANZIATORI SPACING COLLARS		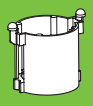	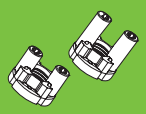			
pagina/page	98	142	228			
articolo/article	S-480-CB/2	S-480-CB-9,8/2				
COPRICAVO CABLE COVERS						
pagina/page	98	98				
articolo/article	V381 V381/G V381/R	V391/G/T V391/GV/T	V5039/GV/N V5039/SP/N	118 118/N	118/A 118/A-N 118/B 118/B-N	S-1227-M8/112 S-1227-M10/112
CAPPELLOTTI CAPS						
pagina/page	124,129,135	220	222	223	223	221
articolo/article	V276/B V277/B	VD/30P/T/B				
FERMATAZZA SHADE RINGS						
pagina/page	124,129,135	223				
articolo/article	243/112	250/111	S-204/112	S-205/112		
PIASTRINE DI PROTEZIONE PROTECTION PLATES						
pagina/page	58	67	200,216	201		
articolo/article	1206-L/210 1206-L/230	1207-S/210 1207-S/230	1208-S/210 1208-S/230			
RIFLETTORI REFLECTORS		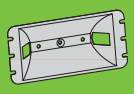	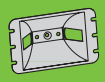			
pagina/page	201,218	201,218	218			
articolo/article	798	799	S-785/1 S-785/2	S-785/111		
ACCESSORI PROTETTI PROTECTED ACCESSORIES	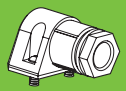		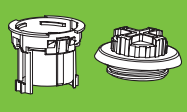			
pagina/page	71,92	71,92	141	141		

⚠ Significato dei simboli sulla copertina

AAG STUCCHI Essential for lighting

ACCESSORI ACCESSORIES

articolo/article	VI/B	V346	V327/MT V328/MT			
ACCESSORI PER INTERRUTTORI ACCESSORIES FOR SWITCHES						
pagina/page	148	149	148			
articolo/article	S-646/43 S-646/44	S-652/43	S-654/43	S-666/43	S-671/43 S-671/44	S-1673/43 S-1673/44
CONNESSIONI DI TERRA EARTH CONNECTIONS	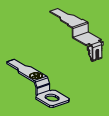		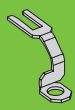		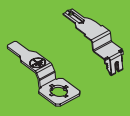	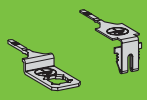
pagina/page	166	157	157	167	168	169
articolo/article	698	699/V 699/A	1699/V			
BLOCCACAVO CABLE LOCKING DEVICES						
pagina/page	166,168,173,177	165,167,172,177	166,168,173,178			
articolo/article	1600/GB 1600/GN	1600/GTB 1600/GTN				
GIUNTI DI CONNESSIONE CONNECTION LINKS						
pagina/page	187	187				
articolo/article	1600/AB 1600/AN	1600/ATB 1600/ATN	2600/AB 2600/AN	1600/TB 1600/TN	1600/TSB 1600/TSN	
ACCESSORI PER CONNETTORI ACCESSORIES FOR CONNECTORS						
pagina/page	186	190	190	187	187	
articolo/article	S-1227/111	1227-111/SA	1227-111/SB 1227-111/SC			
MOLLE SPRINGS			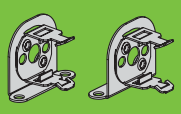			
pagina/page	221	221	221			
articolo/article	1227-111/C8 1227-111/L8 1227-111/C10 1227-111/L10					
MOLLE CON DISTANZIATORE SPRINGS WITH SPACING COLLAR						
pagina/page	221					

Esempi di applicazione Application examples	Materiale Material	Resistenza alla temperatura Temperature resistance EN/IEC 60598	Infiammablità Flammability UL 94	Resistenza alle correnti striscianti Tracking resistance EN/IEC 60112	Temperatura max. di funzionamento in continuo Max. temperature in continuos working
Portalampade/Portastarter per lampade fluorescenti Lampholders/Starterholders for fluorescent lamps Morsetti (a) Terminal blocks (a)	**PC** Policarbonato Polycarbonate	130 °C	V2	275	110 °C (EN/IEC 60400) 85 °C (EN/IEC 60998)
Portalampade per lampade fluorescenti compatte Lampholders for compact fluorescent lamps	**PBT+GF** Polibutilentereftalato + Fibra vetro Polybutylene Terephthalate + Glass Fiber	-	V0	175	140 °C (EN/IEC 60400)
Portalampade per lampade a scarica a vapori d'alogenuri/vapori di sodio Lampholders for halide vapour and sodium vapour lamps	**PET+GF** Polietilentereftalato + Fibra vetro Polyethylene Terephthalate + Glass Fiber	-	V2	200	200 °C (EN/IEC60838)
Morsetti (1)/Connettori (2) Terminal blocks (1)/Connectors (2) Prese/Spine Plugs/Sockets	**PA** Poliammide Polyamide	120 °C	V2	>600	(1) 85 °C (EN/IEC 60998) (2) 110 °C (EN/IEC 60998)
Portalampade per lampade alogene a bassissima tensione Lampholders for very low voltage halogen lamps	**LCP** Polimero a cristalli liquidi Liquid crystal polymer	-	V0	175	270 °C (EN/IEC 60838)
Portalampade per lampade alogene Lampholders for halogen lamps	**PPS** Polifenilsolfuro Polyphenylene Sulfide	-	V0	225	240 °C (EN/IEC 60838)
Accessori Accessories	**PP** Polipropilene Polypropylene	100 °C (b)	V2	-	-
Portalampade per lampade alogene e a scarica Lampholders for halogen and discharge lamps	Steatite	-	-	>600	>350 °C (EN/IEC 60838)
Portalampade per lampade alogene a bassissima tensione Lampholders for very low voltage halogen lamps	Mica	-	-	-	>350 °C (EN/IEC 60838)

N.B. I valori nella tabella qui sopra sono indicativi e sono ricavati dalle specifiche dei fornitori.

I prodotti a catalogo sono comunque conformi a tutte le prove elettriche, termiche e di autoestinguenza richieste dalle norme a cui fanno riferimento e secondo le quali hanno ricevuto l'approvazione.

a) Il policarbonato è utilizzato anche nei morsetti, ma la temperatura massima corrisponde alla temperatura massima dell'ambiente dove il componente è installato (norme EN/IEC 60998)

b) Omopolimero. Quando è copolimero (con gomma) la temperatura massima può arrivare a 70 °C. Il polipropilene che vieneutilizzato negli articoli A.A.G. STUCCHI è un copolimero.

N.B. The values In the above table are approximate and taken from the suppliers specifications.

All the products in the catalogue are in compliance with all the electrical, thermic and self-extinguishing tests provided by the relevant Standards according to which the lampholders have received the approval certificate.

a) The polycarbonate is also used in the terminal blocks but the maximum temperature corresponds to the maximum one relevant to the environment where the component is installed (EN/IEC 60998 standards)

b) Homopolymer. When the Polypropylene is a copolymer (with rubber) it can reach a maximum temperature of 70 °C. The Polypropylene used in A.A.G. STUCCHI products is a copolymer.

Esempi di applicazione Application examples	Sigle dei cavi nel nostro catalogo Wires references in our catalogue	Isolante Insulation	Conduttore Conductor	Temperatura max. di funzionamento Max. working temperature	Temperatura max. di funzionamento dell'isolante Insulation max. working temperature EN/IEC 60598
Portalampade per lampade fluorescenti Lampholders for fluorescent lamps	**PVC**	PVC	Rame Copper	70 °C (**)	90 °C (*) (**)
Portalampade per lampade alogene Lampholders for halogen lamps	**FEP**	FEP	Rame stagnato Tinned copper	180 °C	(***)
Portalampade per lampade alogene Lampholders for halogen lamps	**TF**	PTFE	Rame nichelato Nickel plated copper	250 °C	250 °C (***)
Portalampade per lampade alogene Lampholders for halogen lamps	**SIL**	SILICONE	Rame stagnato Tinned copper	180 °C	200 °C (***)
Portalampade per lampade alogene Lampholders for halogen lamps	**SV**	SILICONE + Calza di vetro SILICONE + Glass fiber sheat	Rame stagnato Tinned copper	180 °C	200 °C (***)
Portalampade per lampade alogene Lampholders for halogen lamps	**T**	FEP	Rame stagnato Tinned copper	180 °C	(***)
Portalampade per lampade alogene Lampholders for halogen lamps	**TP**	PTFE	Rame nichelato Nickel plated copper	250 °C	250 °C (***)
Portalampade per lampade alogene Lampholders for halogen lamps	**NPV**	NPV	Rame Copper	180 °C	(***)
Portalampade per lampade alogene e a scarica Lampholders for halogen and discharge lamps	**DT**	PTFE + PTFE	Rame nichelato Nickel plated copper	250 °C	250 °C (***)
Portalampade per lampade alogene e a scarica Lampholders for halogen and discharge lamps	**DTT**	PTFE + PFA	Rame nichelato Nickel plated copper	250 °C	(***)
Portalampade per lampade a scarica Lampholders for discharge lamps	**SIL**	SILICONE (5kV)	Rame stagnato Tinned copper	180 °C	(***)
Portalampade per lampade alogene e a scarica Lampholders for halogen and discharge lamps	**DS**	SILICONE + SILICONE	Rame stagnato Tinned copper	180 °C	(***)

(*) Secondo le norme EN/IEC 60598-1 la temperatura massima dei cavetti è ridotta di 15 °C dove l'isolante è sotto sforzo (es. schiacciato).

(**) Le specifiche del cavetto normalmente danno una temperatura massima basata su una condizione di funzionamento in continuo e non sulle condizioni di prova stabilite dalle norme specifiche.

(***) Temperature massime che le norme EN/IEC 60598-1 non contemplano oppure stabiliscono solo per quanto riguarda l'isolante. Per avere la corretta temperatura massima di un cavetto occorre prendere in considerazione anche quella massima alla quale può resistere il conduttore e prendere poi la più bassa tra le due.

(*) In accordance with the EN/IEC 60598-1 standards the maximum temperature of the wires must be reduced of 15 °C where the insulation is stressed (i.e. squashed)

(**) Usually the wires specifications give the maximum temperature based on a condition of continuos working of the wires and not on the test conditions provided by the relevant standards.

(***) Maximum temperatures that the EN/IEC 60598-1 standards does not provide or provide only for the insulation. To have the correct maximum temperatures value of a wire it is necessary to take in consideration also the maximum one to which the conductor can withstand and consider the lower between the two temperatures.

STUFA+ATTREZZO CON SFERA

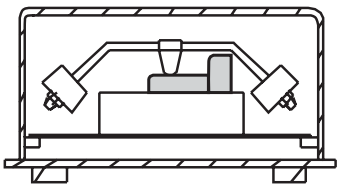

HEATING CABINET+BALL DEVICE

NORMATIVE	EN/IEC 60400 EN/IEC 60838-1		STANDARDS
SCOPO DELLA PROVA	Verifica la consistenza del materiale isolante impiegato alla temperatura di funzionamento **T**.	It verifies the consistency of the used insulating material to an assigned working temperature **T**.	PURPOSE OF TEST
MODALITA' DI PROVA E RISULTATO	**Riscaldamento a T+ 25 °C per 1 ora** - Sfera di 5 mm di diametro premuta con una forza di 20N. - L'impronta non deve superare 2 mm di diametro.	**Heating at T + 25 °C for 1 hour** - A steel ball of 5 mm diameter is pressed with a force of 20N. - The diameter of the printing shall not exceed 2 mm.	TEST CONDITIONS AND RESULT

STUFA

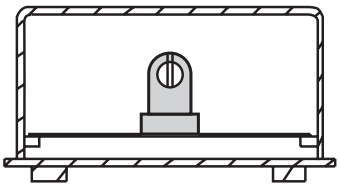

HEATING CABINET

NORMATIVE	EN/IEC 60400 **Test "A"** EN/IEC 60838-1		STANDARDS
SCOPO DELLA PROVA	Verifica la non deformabilità del portalampade alla temperatura assegnata di funzionamento **T**.	It verifies the not-deformability of the lampholder to an assigned working temperature **T**.	PURPOSE OF TEST
MODALITA' DI PROVA E RISULTATO	**Riscaldamento a T+ 20 °C (EN/IEC 60400) Riscaldamento a T+ 35 °C (EN/IEC 60838/1) per 168 ore** - Non si devono produrre fessure, rigonfiamenti, ritiri o deformazioni che possono diminuire la protezione contro la scossa elettrica. - L'ulteriore uso non deve essere pregiudicato.	**Heating at T + 20 °C (EN/IEC 60400) Heating at T + 35 °C (EN/IEC 60838/1) for 168 hours.** - The specimen shall not undergo breaking, swelling, shrinking or deformation that may reduce the protection against electric shock. - The further use shall not be compromised.	TEST CONDITIONS AND RESULT

SIMULATORE DI LAMPADA

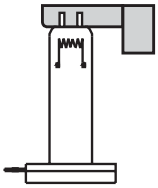

LAMP SIMULATOR DEVICE

NORMATIVE	EN/IEC 60400 **Test "B"**		STANDARDS
SCOPO DELLA PROVA	Verifica la non deformabilità della parte frontale del portalampada alla temperatura di funzionamento **T**.	It verifies the non-deformability of the lampholder front side to an assigned working temperature **T**.	PURPOSE OF TEST
MODALITA' DI PROVA E RISULTATO	**Riscaldamento a T+ 25 °C per 168 ore** - Non si devono produrre fessure, rigonfiamenti, ritiri o deformazioni che possono diminuire la protezione contro la scossa elettrica. - L'ulteriore uso non deve essere pregiudicato.	**Heating at T + 25 °C for 168 hours** - The specimen shall not undergo breaking, swelling, shrinking or deformation that may reduce the protection against electric shock. - The further use shall not be compromised.	TEST CONDITIONS AND RESULT

AAG STUCCHI Essential for lighting

Indice generale
General index

Codice articolo *Article number*	**Art.**
Peso netto *Net weigth*	**g**
N° pezzi per sacchetto *Nr. of pieces per bag*	
N° pezzi per scatola *Nr. of pieces per box*	

N.B. Le confezioni indicate sono quelle standard.
Il nostro sistema di confezionamento automatico non prevede variazioni sulla tipologia di imballo e sulle quantità.

N.B. *The packaging indicated is the standard packaging. Our automatic packing system does not allow changes of packaging and quantity.*

MADE IN ITALY - ALL RIGHTS RESERVED

INDICE INDEX

Articolo Article	Pagina Page	g			Articolo Article	Pagina Page	g			Articolo Article	Pagina Page	g		
11/AL	**144**	**3,3**	**1000**	**200**	**66/AU**	**91**	**43,2**		**50**	**174/C**	**62**	**22,2**		**100**
11/ALP	144	3,3	1000	200	67/AU	91	39,8		50	174/S	62	15,5		200
11/L	**144**	**3,2**	**1000**	**200**	**82/CVD**	**83**	**4,2**	**500**		**175/C**	**62**	**22,1**		**100**
11/LP	144	3,2	1000	200	82/F	83	1,6	500		175/S	62	15,5		200
11/X	**145**	**4,7**	**500**	**200**	**82/L-CVD**	**83**	**4,4**	**500**		**179**	**83**	**12,6**		**100**
11/XP	145	4,7	500	200	82/L-SVD	83	2,6	500		179/FF	83	15,1		100
11/Y	**144**	**2,9**	**1000**	**200**	**82/SVD**	**83**	**2,4**	**500**		**180/D-FF**	**83**	**14,1**		**200**
11/YP	144	3	1000	200	85/EX	58	39,6		100	180/D-FR	83	13,8		200
12	**145**	**7**	**500**	**200**	**103/M**	**83**	**4,5**		**200**	**184/D-FF**	**83**	**14,6**		**200**
12/P	145	7,1	500	200	103/P	83	8,9		200	184/D-FR	83	14,3		200
15	**144**	**4,3**	**1000**	**200**	**110/F**	**142**	**6,9**	**1000**	**200**	**189**	**83**	**10,8**		**100**
16/A	143	3,3	1000	500	110/O	142	7	1000	200	189/CM	83	12,1		100
16/AL	**143**	**3,8**	**1000**	**500**	**111**	**142**	**7**	**1000**	**200**	**189/FF**	**83**	**13,3**		**100**
16/ALD	143	3,8	1000	500	111/AU	142	7		200	190	31	11		200
16/ALP	**143**	**3,8**	**1000**	**500**	**112**	**145**	**7,3**	**500**	**200**	**190/H**	**31**	**10,2**		**200**
16/AP	143	3,4	1000	500	112/D	145	7	500	200	190/V	31	11,1		200
16/H	**141**	**2,3**	**1000**	**500**	**112/DP**	**145**	**7,1**	**500**	**200**	**196/C**	**62**	**23**		**100**
16/HS	141	2,3	1000	500	112/P	145	7,4	500	200	196/S	62	16,4		200
16/L	**143**	**3,7**	**1000**	**500**	**118**	**223**	**3,5**		**200**	**197/C**	**62**	**23,1**		**100**
16/LP	143	3,8	1000	500	118/A	223	3,5		200	197/S	62	16,6		200
16/V	**142**	**3,5**	**1000**	**500**	**118/A-N**	**223**	**4**		**200**	**203-21**	**199**	**28,5**		**100**
16/VP	142	3,6	1000	500	118/B	223	3,9		200	203-21/SB	199	75,8		20
17	**143**	**6,3**	**1000**	**200**	**118/B-N**	**223**	**4,3**		**200**	**203-21/SB-150**	**199**	**77,6**		**20**
17/P	143	6,4	1000	200	118/N	223	4		200	203-21/SC	200	76,9		20
17/S	**143**	**6,7**		**200**	**120**	**103**	**1,1**	**1000**		**203-21/SC-150**	**200**	**79,3**		**20**
17/V	142	5,9	1000	200	121	60,71	0,8	1000	500	203-21/SD	200	74,4		20
17/VP	**142**	**6**		**200**	**122**	**60**	**0,2**	**10000**	**2000**	**203-21/SG-70**	**200**	**75**		**20**
18	141	10,9		100	123	56	12,2		500	203-21/SQ-150	201	77,5		20
19	**143**	**4,6**	**1000**	**200**	**124**	**56**	**19,3**		**250**	**203-21/SG-150**	**200**	**77,5**		**20**
20	142	2,7	500	200	128/A	103	2,3	1000	200	203-21/SQ-70	201	74,8		20
21	**87**	**17,9**		**50**	**128/V**	**103**	**2,3**		**200**	**204**	**214**	**28**		**100**
22	87	30,1		50	130/A	101,112,115	1,4	1000	200	204/SA	214	73,4		20
25	**91**	**21**		**50**	**130/V**	**101,112,115**	**1,3**	**1000**	**200**	**204/SA-TF**	**214**	**72,2**		**20**
26	91	31,1		50	131/A	102	1,2	1000	200	204/SB	214	74,8		20
30/AU	**39,54,223**	**8,3**		**200**	**131/V**	**102**	**1,2**	**1000**	**200**	**204/SB-TF**	**214**	**73,6**		**20**
31/AU	39	8,6		200	132/A	102	2,6	1000	200	204/SC	214	75,9		20
32/CVD	**84**	**6,2**	**200**		**132/V**	**102**	**2,7**	**1000**	**200**	**204/SC-TF**	**214**	**74,7**		**20**
32/SVD	84	4,3	200		133/A	112	2,4	1000	200	204/SD	215	73,4		20
33	**57,88**	**5,1**	**200**		**133/V**	**112**	**2,4**	**1000**	**200**	**204/SD-TF**	**215**	**72,2**		**20**
34	57,88	6,9	200		134	51,88	2,1		200	204/SG	215	74		20
35/CVD	**84**	**5,4**	**200**		**135/V**	**31**	**1,5**	**1000**	**200**	**204/SG-TF**	**215**	**72,8**		**20**
35/SVD	84	3,5	200		136/A	39	0,9	1000	200	204/SQ	215	73,8		20
36/CVD	**39**	**4,6**	**200**		**136/V-CVD**	**39**	**2,7**	**1000**	**200**	**204/SQ-TF**	**215**	**72,6**		**20**
36/SVD	39	2,8	200		136/V-SVD	39	0,8	1000	200	204/ST	215	68		20
37/CVD	**51,79,87**	**5,4**	**200**		**137/CVD**	**51,79,87**	**4,1**	**1000**	**200**	**204/ST-TF**	**215**	**66,8**		**20**
37/SVD	51,79,87	3,5	200		137/SVD	51,79,87	2,3	1000	200	204/SX	215	67,4		20
38/CVD	**51,79,87**	**11,1**	**200**		**138/CVD**	**51,79,87**	**5,9**	**1000**	**200**	**204/SX-TF**	**215**	**66,2**		**20**
38/SVD	51,79,87	9,3	200		138/SVD	51,79,87	4	1000	200	204/SZ	215	70,9		20
39/Z	**67**	**10,8**		**100**	**139/A**	**127,133,136**	**1,3**	**1000**		**204/SZ-TF**	**215**	**69,7**		**20**
40/AU	53	16,2		200	139/V	127,133,136	1,3	1000		204/TF	214	27,4		100
40/C	**53**	**17,8**		**200**	**140**	**52**	**5,7**	**1000**	**200**	**205**	**201**	**52,5**		**50**
40/L	53	18,3		200	140/C	52	9,1	500	200	205/SE-70	202	122,5		20
41	**87**	**11,2**		**100**	**142**	**52**	**5,2**	**1000**	**200**	**205/SE-150**	**202**	**125**		**20**
42	87	15,7		100	142/FAU	52	5,2	1000	200	206	216	25,8		100
43	**52**	**7,9**	**500**	**200**	**142/MAU**	**52**	**12,2**	**500**	**200**	**206/SA**	**216**	**69**		**20**
43/T	52	9,1		200	143	52	9,9		200	206/SA-TF	216	67,8		20
56/90	**91**	**53,1**		**20**	**144**	**36**	**4,7**		**200**	**206/SB**	**216**	**70,4**		**20**
56/N	91	53,1		20	144/S	36	10		200	206/SB-TF	216	69,2		20
57/90	**91**	**52,9**		**20**	**146**	**52**	**7,9**		**200**	**206/SC**	**216**	**71,5**		**20**
57/N	91	52,9		20	147/F	50	9,9		200	206/SC-TF	216	70,3		20
64	**87**	**45,5**		**50**	**147/M**	**50**	**10,8**		**200**	**206/SD**	**217**	**69**		**20**
65	87	39,3		50	170	65	14,4		200	206/SD-TF	217	67,8		20

MADE IN ITALY - ALL RIGHTS RESERVED

AAG STUCCHI Essential for lighting

INDICE INDEX

Articolo Article	Pagina Page	g		
206/SG	**217**	**69,6**		**20**
206/SG-TF	217	68,4		20
206/SH	**217**	**69**		**20**
206/SH-TF	217	67,8		20
206/SM	**217**	**69,9**		**20**
206/SM-TF	217	68,7		20
206/SMF	**217**	**69,9**		**20**
206/SMF-TF	217	68,7		20
206/SX	**218**	**63**		**20**
206/SX-TF	218	61,8		20
206/SZ	**217**	**66,5**		**20**
206/SZ-TF	217	65,3		20
206/TF	**216**	**25,2**		**100**
208	219	53,3		50
208/TF	**219**	**54,4**		**50**
210	219	61		50
210/TF	**219**	**65,4**		**50**
211-21	202	17,3		100
211-21/SB	**202**	**24,1**		**100**
211-21/SC	202	24,1		100
211-21/SD	**202**	**29**		**100**
211/SB-TF	219	22,6		100
211/SB-TF-1,5	**219**	**24,8**		**100**
211/SC-TF	219	22,6		100
211/SC-TF-1,5	**219**	**24,8**		**100**
211/TF	219	15,8		100
211/TF-1,5	**219**	**18**		**100**
212	224	5,2		500
212/A	**224**	**5,2**		**500**
212/A-TF-FEP	224	4,9		500
212/L	**224**	**4,8**		**500**
212/L-TF-FEP	224	4,5		500
212/TF-FEP	**224**	**4,9**		**500**
214	225	4,9		200
214/C	**225**	**5**		**200**
214/C-TF-FEP	225	4,1		200
214/TF-FEP	**225**	**4**		**200**
215	225	6,2		200
215/C	**225**	**6,4**		**200**
215/C-TF-FEP	225	5,5		200
215/SM	**225**	**5,7**		**200**
215/SM-TF-FEP	225	4,8		200
215/SMC	**225**	**5,8**		**200**
215/SMC-TF-FEP	225	4,9		200
215/TF-FEP	**225**	**5,3**		**200**
216	225	8,5		200
216/TF	**225**	**7,8**		**200**
216/TF-FEP	225	7,6		200
217	**230**	**11,2**		**200**
217-2	229	11,2		200
217-2/TF	**229**	**10,5**		**200**
217-2/TF-FEP	229	10,3		200
217/TF	**230**	**10,5**		**200**
217/TF-FEP	230	10,3		200
218	**226**	**9,2**		**200**
218/G4	225	9,2		200
218/G4-S	**225**	**10,2**		**200**
218/G4-S-TF	225	9,5		200
218/G4-S-TF-FEP	**225**	**9,3**		**200**
218/G4-TF	225	8,6		200
218/G4-TF-FEP	**225**	**8,3**		**200**
218/G6,35	230	9,2		200

Articolo Article	Pagina Page	g		
218/G6,35-S	**230**	**10,2**		**200**
218/G6,35-S-TF	230	9,5		200
218/G6,35-S-TF-FEP	**230**	**9,3**		**200**
218/G6,35-TF	230	8,6		200
218/G6,35-TF-FEP	**230**	**8,3**		**200**
218/S	226	10,2		200
218/S-TF	**226**	**9,5**		**200**
218/S-TF-FEP	226	9,3		200
218/SA	**226**	**10,4**		**200**
218/SA-TF	226	9,8		200
218/SA-TF-FEP	**226**	**9,5**		**200**
218/SB	226	11,3		200
218/SB-TF	**226**	**10,6**		**200**
218/SB-TF-FEP	226	10,4		200
218/SC	**226**	**11,3**		**200**
218/SC-TF	226	10,6		200
218/SC-TF-FEP	**226**	**10,4**		**200**
218/TF	226	8,6		200
218/TF-FEP	**226**	**8,3**		**200**
218/X	226			
218/X-S	**226**			
218/X-S-TF	226			
218/X-S-TF-FEP	**226**			
218/X-TF	226			
218/X-TF-FEP	**226**			
218/Y	226	9,1		200
218/Y-S	**226**	**10**		**200**
218/Y-S-TF	226	9,4		200
218/Y-S-TF-FEP	**226**	**9,1**		**200**
218/Y-TF	226	8,5		200
218/Y-TF-FEP	**226**	**8,2**		**200**
219	229	9,5		200
219/R	**228**	**9,4**		**200**
219/TF	229	8,9		200
219/TF-FEP	**229**	**8,6**		**200**
219/X	229	9,7		200
219/X-TF	**229**	**9,1**		**200**
219/X-TF-FEP	229	8,8		200
220	**229**	**15**		**200**
220/TF	229	14,4		200
220/TF-FEP	**229**	**14,1**		**200**
223	228	13,3		200
223/GU5,3	**229**	**14,5**		**200**
223/GU5,3-TF	229	13,8		200
223/GU5,3-TF-FEP	**229**	**13,6**		**200**
223/L	228	12,9		200
223/L-GU5,3	**229**	**14,1**		**200**
223/L-GU5,3-TF	229	13,5		200
223/L-GU5,3-TF-FEP	**229**	**13,2**		**200**
223/L-TF	228	12,3		200
223/L-TF-FEP	**228**	**12**		**200**
223/TF	228	12,6		200
223/TF-FEP	**228**	**12,4**		**200**
224	227	7,7		200
224/C8	**227**	**11**		**200**
224/C8-TF	227	10,4		200
224/C8-TF-FEP	**227**	**10,1**		**200**
224/C10	227	10,9		200
224/C10-TF	**227**	**10,3**		**200**
224/C10-TF-FEP	227	10		200
224/GU4	**228**	**9,4**		**200**
224/GU4-S	228	10,2		200

Articolo Article	Pagina Page	g		
224/GU4-S-TF	**228**	**9,6**		**200**
224/GU4-S-TF-FEP	228	9,3		200
224/GU4-TF	**228**	**8,7**		**200**
224/GU4-TF-FEP	228	8,5		200
224/GU5,3	**230**	**10**		**200**
224/GU5,3-S	230	10,8		200
224/GU5,3-S-TF	**230**	**10,1**		**200**
224/GU5,3-S-TF-FEP	230	9,9		200
224/GU5,3-TF	**230**	**9,3**		**200**
224/GU5,3-TF-FEP	230	9,1		200
224/L8	**227**	**11,7**		**200**
224/L8-TF	227	11,1		200
224/L8-TF-FEP	**227**	**10,8**		**200**
224/L10	227	11,5		200
224/L10-TF	**227**	**10,9**		**200**
224/L10-TF-FEP	227	10,6		200
224/TF	**227**	**7,1**		**200**
224/TF-FEP	227	6,8		200
224/X	**227**	**7,8**		**200**
224/X-TF	227	7,2		200
224/X-TF-FEP	**227**	**6,9**		**200**
225	227	8,3		200
225/TF	**227**	**7,7**		**200**
225/TF-FEP	227	7,4		200
225/X	**227**	**8,4**		**200**
225/X-TF	227	7,8		200
225/X-TF-FEP	**227**	**7,5**		**200**
226	222	18,8		200
226/DS	**222**	**21,3**		**200**
226/DT	222	18,3		200
226/TF	**222**	**18**		**200**
226/TF-FEP	222	17,7		200
226/Z	**222**	**17,8**		**200**
226/Z-DS	222	20,4		200
226/Z-DT	**222**	**17,4**		**200**
226/Z-TF	222	17,1		200
226/Z-TF-FEP	**222**	**16,8**		**200**
227	220	24,6		100
227/S	**220**	**25,7**		**100**
227/S-SF	220	23,2		100
227/S-TF	**220**	**25,4**		**100**
227/SF	220	22,1		100
227/TF	**220**	**24,3**		**100**
228/C	62	20,8		100
228/C-SN	**62**	**20,7**	**250**	**100**
228/S	62	14,8		200
228/S-SN	**62**	**14,7**	**500**	**200**
229/C	62	20,6		100
229/C-SN	**62**	**20,5**		**100**
229/S	62	14,6		200
229/S-SN	**62**	**14,5**		**200**
243	60	10,4	500	200
243/112	**58**	**0,1**	**1000**	
243/C	60	14,7	500	200
245/C	**64**	**16**	**250**	**100**
245/C-SN	64	16	250	100
245/CL	**64**	**14,3**		**100**
245/CL-SN	64	14,3		100
245/CP	**64**	**14,1**		**100**
245/CP-SN	64	14		100
245/CV	**64**	**13,8**		**100**
245/CV-SN	64	13,7		100

MADE IN ITALY - ALL RIGHTS RESERVED

INDICE INDEX

Articolo Article	Pagina Page	g		
245/S	**64**	**9,5**	**500**	**200**
245/S-SN	64	9,4	500	200
246/C	**61**	**12,4**		**200**
246/S	61	8,4	500	200
247/CA	**59**	**16,7**		**100**
247/CL	59	17,1	500	100
247/CP	**59**	**17,1**	**500**	**100**
247/SHO	59	12,7	500	100
248/CA	**59**	**15,5**	**500**	**100**
248/CL	59	15,9	500	100
248/CP	**59**	**15,9**	**500**	**100**
248/S	59	11,5	500	100
249/C	**65**	**13,7**	**250**	**100**
249/C-SN	65	13,7	250	100
249/S	**65**	**7,4**	**500**	**200**
249/S-SN	65	7,4	500	200
249/S-SN-32	**64**	**7,7**	**500**	**200**
249/TC	65	13,8	250	100
249/TC-SN	**65**	**13,7**	**250**	**100**
249/TCR	65	10,2	500	200
249/TCR-SN	**65**	**10,2**	**500**	**200**
249/TD	64	7,3	500	200
249/TD-SN	**64**	**7,4**	**500**	**200**
249/TDF	65	7,6	500	200
249/TS	**65**	**7,5**	**500**	**200**
249/TS-SN	65	7,4	500	200
250/111	**67**	**0,3**	**1000**	
250/C	66	11,3	500	200
250/S	**66**	**7,9**	**500**	**200**
251/C	61	10,6	500	200
251/S	**61**	**6,9**	**500**	**200**
252-H/S	63	7,6	500	200
252-H/S-SN	**63**	**7,5**	**500**	**200**
252/S	63	7,9	500	200
252/S-SN	**63**	**7,8**	**500**	**200**
253/C	60	11,2	250	200
253/S	**60**	**7,5**	**500**	**200**
254/C	62	14,6	250	100
254/C-SN	**62**	**14,5**	**250**	**100**
254/S	62	8,3	500	200
254/S-SN	**62**	**8,3**	**500**	**200**
254/TC	62	14,6	250	100
254/TC-SN	**62**	**14,5**	**250**	**100**
254/TS	62	8,4	500	200
254/TS-SN	**62**	**8,2**	**500**	**200**
255/C	66	11,1	500	200
255/C-13	**66**	**11,2**	**500**	**200**
255/CA	66	11,1	500	200
255/S	**66**	**7**	**500**	**200**
255/S-13	66	7,5	500	200
255/SA	**66**	**7**	**500**	**200**
256/S	39	2,6	500	200
256/SA	**39**	**2,7**	**500**	**200**
257	54	21		100
257/C	**58**	**31,1**		**100**
257/S	58	27		100
258	**56**	**4,9**	**500**	**100**
258/48	58	10,1	500	100
258/48/C	**58**	**14,2**	**500**	**100**
258/53	58	10,1	500	100
258/53/C	**58**	**14,2**	**500**	**100**
258/58	58	10,1	500	100

Articolo Article	Pagina Page	g		
258/58/C	**58**	**14,2**	**500**	**100**
259/D	56	6,6	500	100
259/D-25	**66**	**11,7**	**500**	**100**
259/DC-25	66	15,8	500	100
259/S	**56**	**6,6**	**500**	**100**
259/S-25	66	11,7	500	100
260	**41**	**3,4**	**1000**	**500**
261	37	2,7	1000	500
261/R	**37**	**2,6**	**1000**	**500**
263	36	3,8	1000	500
263/T	**36**	**4,9**		**500**
264	40	7,8		500
265	**41**	**3,3**	**1000**	**500**
266/FAU	37	3,9	1000	500
266/MAU	**37**	**4,4**	**1000**	**500**
267	43	4,3	1000	500
268	**41**	**3,6**	**1000**	**500**
268/F	41	3,6	1000	500
268/N	**41**	**3,6**	**1000**	**500**
269	40	2,7	1000	500
270/S-10	**68**	**6,5**	**500**	**200**
270/S-13	68	6,4	500	200
271/S	**68**	**6,7**	**500**	**200**
272/S	61	7,3	500	200
273/S	**68**	**5,4**	**1000**	**200**
282/FAU	37	2,9	1000	500
282/MAU	**37**	**3,3**	**1000**	**500**
283	42	3,2	1000	500
284	**43**	**3,3**	**1000**	**500**
284/B	43	3,2	1000	500
285/FAU	**37**	**2,9**	**1000**	**500**
285/FD	36	2,7	1000	500
285/MAU	**37**	**3,4**	**1000**	**500**
285-Z/S	43	9,1	500	
285-Z/S-SN	**43**	**9,1**	**500**	
286	43	4,8	1000	500
287	**43**	**4,8**	**1000**	**500**
288	36	3,2	1000	500
288/FAU	**38**	**3,2**	**1000**	**500**
288/MAU	38	6,6	500	200
289/25	**41**	**4**	**1000**	
289/30	41	4,4	1000	
289/36	**41**	**4,8**	**1000**	
289/F-25	41	4	1000	
289/F-30	**41**	**4,4**	**1000**	
289/F-36	41	4,8	1000	
289/N-25	**41**	**4**	**1000**	
289/N-30	41	4,3	1000	
289/N-36	**41**	**4,7**	**1000**	
290/A-FF	28	4,8		200
290/A-FR	**28**	**4,7**		**200**
290/V-FF	28	4,8		200
290/V-FR	**28**	**4,7**		**200**
305	204	64,1		20
305/DS	**204**	**67**		**20**
305/DTT	204	62,6		20
305/S	**204**	**65,7**		**20**
305/S-DS	204	68,6		20
305/S-DTT	**204**	**64,2**		**20**
309-2	205	65,5		50
309-2/S	**205**	**66,5**		**50**
310-1/VA	206	31,2		50

Articolo Article	Pagina Page	g		
310-1/VE	**207**	**30,8**		**50**
310-1/VI	207	33		50
310-2/VE	**204**	**30,8**		**50**
310-2/VI	204	33,1		50
310-3/VA	**207**	**30,6**		**50**
310-3/VE	207	30,4		50
310-3/VI	**207**	**31,9**		**50**
315/F	205	96,8		20
315/MD	**205**	**98,3**		**20**
320	205	195,6		10
320/SY	**205**	**187,4**		**10**
340/F	50	7,2		200
340/FAU	**53**	**7,2**	**1000**	**200**
340/FAU/16	53	11,7	500	200
340/FD	**51**	**7,3**		**200**
340/M	50	8,1	1000	200
340/MAU	**53**	**8**	**1000**	**200**
341/F	50	11,7		200
341/FAU	**53**	**11,4**		**200**
341/MAU	53	12,6		200
343/FAU	**55**	**5,1**	**1000**	**200**
343/FAU-26	55	5	1000	200
343/FD	**51**	**4,7**	**1000**	**200**
343/MAU	55	5,8	1000	200
343/MAU-26	**55**	**5,8**	**1000**	**200**
344/FAU-26	55	8,9	500	200
344/MAU-26	**55**	**9,7**	**500**	**200**
345/F	50	5,2	1000	200
345/FAU	**57**	**5,2**	**1000**	**200**
345/FD	51	5,2	1000	200
345/MAU	**57**	**6,1**	**1000**	**200**
346/F	50	9,2	500	200
346/FAU	**57**	**9,2**	**500**	**200**
346/MAU	57	10	500	200
347/F	**50**	**6,1**	**1000**	**200**
347/FAU	53	6	1000	200
347/M	**50**	**6,9**	**1000**	**200**
347/MAU	53	7	1000	200
348/F	**50**	**10**		**200**
348/FAU	53	10	500	200
348/MAU	**53**	**10,8**	**500**	**200**
349/FAU	53	10,5	500	200
349/MAU	**53**	**11,3**	**500**	**200**
350/FAU-9,5	57	5,7	1000	200
350/MAU-9,5	**57**	**6,5**	**1000**	**200**
350/FAU-10,5	55	5,9	1000	200
350/MAU-10,5	**55**	**6,7**	**1000**	**200**
350/FAU-13	54	6,4	1000	200
350/MAU-13	**54**	**7,1**	**1000**	**200**
352/FAU	55	6,2	1000	200
352/FAU-48	**55**	**8,2**	**500**	**200**
352/MAU	55	7	1000	200
352/MAU-48	**55**	**9**	**500**	**200**
401/V	113	11,4	500	200
401/VL	**113**	**11,2**	**500**	**200**
402/A	115	9,2	500	200
402/B	**115**	**10,2**		**200**
402/L	113	11,5	500	200
402/LD	**113**	**11,4**	**500**	**200**
402/VA	115	10,2	500	200
402/VP	**115**	**9,1**	**500**	**200**
403/LR	114	9,4	500	200

MADE IN ITALY - ALL RIGHTS RESERVED

AAG STUCCHI Essential for lighting

INDICE INDEX

Articolo Article	Pagina Page	g		
403/VI	**116**	**9**	**500**	**200**
403/VL	114	10,5	500	200
404/BU	**115**	**13,6**	**500**	**200**
406/V	111	11,9		200
406/VL	**111**	**11,8**		**200**
411/AU	95	5,3	1000	200
411/BU	**95**	**5,4**	**1000**	**200**
411/V	95	5,5	1000	200
412-Y/AU	**96**	**7,9**		**200**
412-Y/BU	96	7,7		200
412-Y/V	**96**	**8,1**		**200**
412/AU	95	7,9	1000	200
412/BU	**95**	**7,6**	**1000**	**200**
412/V	95	8	1000	200
413/AU	**96**	**6,5**	**1000**	**200**
413/AU-T	96	7	1000	200
413/BU	**96**	**6,4**	**1000**	**200**
413/BU-T	96	6,9	1000	200
413/V	**96**	**6,5**		**200**
413/V-T	96	7		200
414/AU	**97**	**7**		**200**
414/BU	97	7		200
414/V	**97**	**7**		**200**
415/AU	97	7,3	1000	200
415/BU	**97**	**7,1**	**1000**	**200**
415/V	97	7,4	1000	200
416/AU	**97**	**7,6**	**1000**	**200**
416/BU	97	7,4	1000	200
416/V	**97**	**7,7**	**1000**	**200**
422/A-d1	122	13,4	500	200
422/A-d1-X	**125**	**12,9**	**500**	**200**
422/A-d2	122	13,3	500	200
422/A-d2-X	**125**	**13,7**	**500**	**200**
422/A-d3	122	13,7	500	200
422/A-d3-X	**125**	**13,7**	**500**	**200**
422/A-q1	128	15,9	500	200
422/A-q1-X	**131**	**16,2**		**200**
422/A-q2	128	16,3	500	200
422/A-q2-X	**131**	**16,2**	**500**	**200**
422/A-q3	128	16,3	500	200
422/A-q3-X	**131**	**16,2**	**500**	**200**
422/A-q3-4-X	136	15,9	500	200
422/A-q4-X	**131**	**16,1**	**500**	**200**
422/A-q5-X	131	17,1		200
422/A-q6-X	**131**	**17,1**		**200**
422/A-q7-X	131	17,1		200
422/L-d1	**125**	**9,8**	**500**	**200**
422/L-d1-T	125	11	500	
422/L-d2	**125**	**9,8**	**500**	**200**
422/L-d2-T	125	11	500	
422/L-d3	**125**	**9,8**	**500**	**200**
422/L-d3-T	125	11	500	
422/L-q1	**131**	**10,7**	**500**	**200**
422/L-q1-T	131	12	500	
422/L-q2	**131**	**10,8**	**500**	**200**
422/L-q2-T	131	12	500	
422/L-q3	**131**	**10,7**	**500**	**200**
422/L-q3-T	131	12	500	
422/L-q3-4	**137**	**10,7**	**500**	**200**
422/L-q3-4-T	137	11,9	500	
422/L-q4	**131**	**10,7**	**500**	**200**
422/L-q4-T	131	12	500	

Articolo Article	Pagina Page	g		
422/L-q5	**131**	**11,8**		**200**
422/L-q5-T	131	13		200
422/L-q6	**131**	**11,8**		**200**
422/L-q6-T	131	13		200
422/L-q7	**131**	**11,8**		**200**
422/L-q7-T	131	13		200
422/LD-d1	**125**	**9,6**	**500**	**200**
422/LD-d1-T	125	10,8	500	
422/LD-d2	**125**	**9,7**	**500**	**200**
422/LD-d2-T	125	10,9	500	
422/LD-d3	**125**	**9,7**	**500**	**200**
422/LD-d3-T	125	10,9	500	
422/LD-q1	**131**	**10,7**	**500**	**200**
422/LD-q1-T	131	12	500	
422/LD-q2	**131**	**10,7**	**500**	**200**
422/LD-q2-T	131	12	500	
422/LD-q3	**131**	**10,7**	**500**	**200**
422/LD-q3-T	131	12	500	
422/LD-q3-4	**137**	**10,7**	**500**	**200**
422/LD-q3-4-T	137	12	500	
422/LD-q4	**131**	**10,7**	**500**	**200**
422/LD-q4-T	131	12	500	
422/LD-q5	**131**	**11,7**		**200**
422/LD-q5-T	131	13		200
422/LD-q6	**131**	**11,7**		**200**
422/LD-q6-T	131	13		200
422/LD-q7	**131**	**11,7**		**200**
422/LD-q7-T	131	13		200
422/V-d1	**123**	**9,7**	**500**	**200**
422/V-d1-T	123	10,9		200
422/V-d2	**123**	**9,7**	**500**	**200**
422/V-d2-T	123	10,9	500	
422/V-d3	**123**	**9,8**	**500**	**200**
422/V-d3-T	123	11	500	
422/V-q1	**130**	**10,7**	**500**	**200**
422/V-q1-T	130	11,9	500	
422/V-q2	**130**	**10,7**	**500**	**200**
422/V-q2-T	130	12	500	
422/V-q3	**130**	**10,7**	**500**	**200**
422/V-q3-T	130	12	500	
422/V-q3-4	**134**	**10,7**	**500**	**200**
422/V-q3-4-T	134	12	500	
422/V-q4	**130**	**10,7**	**500**	**200**
422/V-q4-T	130	12	500	
422/V-q5	**130**	**11,7**		**200**
422/V-q5-T	130	12,9		200
422/V-q6	**130**	**11,8**		**200**
422/V-q6-T	130	13		200
422/V-q7	**130**	**11,7**		**200**
422/V-q7-T	130	12,9		200
422/VA-d1	**122**	**14,4**	**500**	**200**
422/VA-d2	122	14,5	500	200
422/VA-d3	**122**	**14,5**	**500**	**200**
422/VA-q1	128	16,2	500	200
422/VA-q2	**128**	**17,7**	**500**	**200**
422/VA-q3	128	17,8	500	200
422/VP-d1	**124**	**13,4**	**500**	**200**
422/VP-d2	124	13,3	500	200
422/VP-d3	**124**	**13,3**	**500**	**200**
422/VP-q1	131	17,4	500	200
422/VP-q2	**131**	**16,1**	**500**	**200**
422/VP-q3	131	16,1	500	200

Articolo Article	Pagina Page	g		
422/VP-q3-4	**136**	**15,9**	**500**	**200**
422/VP-q4	131	16	500	200
422/VP-q5	**131**	**18,3**		**200**
422/VP-q6	131	17		200
422/VP-q7	**131**	**17**		**200**
423/BU-d1	126	16,3	500	100
423/BU-d2	**126**	**16,3**	**500**	**100**
423/BU-d3	126	16,3	500	100
423/BU-q1	**132**	**15,9**		**100**
423/BU-q2	132	16		100
423/BU-q3	**132**	**16,1**		**100**
423/BU-q3-4	137	16		100
423/BU-q4	**132**	**16**		**100**
423/BU-q5	132	16,8		100
423/BU-q6	**132**	**16,9**		**100**
423/BU-q7	132	17		100
423/H-q1	**132**	**13,4**	**500**	**100**
423/H-q2	132	13,5	500	100
423/H-q3	**132**	**13,5**	**500**	**100**
423/H-q3-4	138	13,5	500	100
423/H-q4	**132**	**13,5**	**500**	**100**
423/H-q5	132	14,3		100
423/H-q6	**132**	**14,4**		**100**
423/H-q7	132	14,4		100
423/L-d1	**126**	**12,3**	**500**	**100**
423/L-d2	126	12,3	500	100
423/L-d3	**126**	**11,9**	**500**	**100**
423/L-q1	132	14,5	500	100
423/L-q2	**132**	**14,6**	**500**	**100**
423/L-q3	132	14,3	500	100
423/L-q3-4	**138**	**14,3**	**500**	**100**
423/L-q4	132	14,5		100
423/L-q5	**132**	**15,4**		**100**
423/L-q6	132	15,5		100
423/L-q7	**132**	**15,2**		**100**
423/LD-d1	126	12,1	500	100
423/LD-d2	**126**	**12,4**	**500**	**100**
423/LD-d3	126	12,4	500	100
423/LD-q1	**132**	**14,5**	**500**	**100**
423/LD-q2	132	14,6	500	100
423/LD-q3	**132**	**14,6**	**500**	**100**
423/LD-q3-4	138	14,3		100
423/LD-q4	**132**	**14,6**	**500**	**100**
423/LD-q5	132	15,4		100
423/LD-q6	**132**	**15,5**		**100**
423/LD-q7	132	15,5		100
423/LR-d1	**127**	**11**	**500**	**100**
423/LR-d2	127	11	500	100
423/LR-d3	**127**	**11**	**500**	**100**
423/LR-q1	133	13,8	500	100
423/LR-q2	**133**	**13,8**	**500**	**100**
423/LR-q3	133	13,8	500	100
423/LR-q3-4	**138**	**13,8**	**500**	**100**
423/LR-q4	133	13,8	500	100
423/LR-q5	**133**	**14,7**		**100**
423/LR-q6	133	14,7		100
423/LR-q7	**133**	**14,7**		**100**
423/V-d1	126	12,7	500	100
423/V-d2	**126**	**12,7**	**500**	**100**
423/V-d3	126	12,7	500	100
423/V-q1	**132**	**15,1**	**500**	**100**
423/V-q2	132	15,2	500	100

MADE IN ITALY - ALL RIGHTS RESERVED

INDICE INDEX

Articolo Article	Pagina Page	g		
423/V-q3	**132**	**14,8**	**500**	**100**
423/V-q3-4	137	14,4	500	100
423/V-q4	**132**	**15,1**	**500**	**100**
423/V-q5	132	15,9		100
423/V-q6	**132**	**16,1**		**100**
423/V-q7	132	15,7		100
431/L-q1	**111**	**19**		**100**
431/V-q1	111	18,9		100
441/AU	**105**	**17,2**	**500**	**100**
441/AU/16	105	22,3		100
441/BU	**105**	**15,1**	**500**	**100**
441/LR	106	16,2	500	100
441/V	**104**	**15,9**	**500**	**100**
441/V/16	104	21,2		100
442/AU	**105**	**18,7**	**500**	**100**
442/LR	106	17	500	100
442/V	**104**	**18,1**	**500**	**100**
443/A	106	18,4	500	100
443/AU	**105**	**19**	**500**	**100**
443/VA	104	18,6	500	100
444/AU	**105**	**10,6**	**500**	**100**
444/VA	104	10,4	500	100
444/VAZ	**104**	**10,5**	**500**	**100**
451/B	102	12,7	500	100
451/BU	**101**	**13,5**		**100**
451/FA	101	15		100
451/L	**101**	**15,4**	**500**	**100**
451/LD	101	15,4	500	100
451/LR	**101**	**14,3**	**500**	**100**
451/V	101	13,9	500	100
451/VI	**102**	**12,7**	**500**	**100**
456/FA	102	14,6		100
461/L-3	**103**	**26,6**		**50**
461/L-3/16	103	32		50
461/V-3	**103**	**26,9**		**50**
461/V-3/16	103	32,3		50
480-1/5,8	**98**	**10,5**		**200**
480-1/5,8-CM	98	10,7		200
480-1/9,8	**98**	**10,6**		**200**
480-1/9,8-CM	98	10,9		200
490	**133**	**0,9**	**500**	**100**
492	133	1	500	100
516/B	**232**	**9,7**	**500**	**100**
516/N	232	9,9	500	100
535/B	**233**	**31,1**		**100**
535/N	233	31,1		100
538/A	**233**	**41,7**		**100**
538/M	233	41,7		100
540/B	**233**	**34,2**		**100**
540/N	233	34,2		100
562/CT-B	**232**	**21**		**200**
562/CT-N	232	20,8		200
562/ST-B	**232**	**17,1**		**200**
562/ST-N	232	16,4		200
586/CT-B	**232**	**33,8**		**50**
586/CT-N	232	33,7		50
595/CT-B	**234**	**82,2**		**20**
595/CT-BC	234	208,2	1	
595/CT-N	**234**	**82,2**		**20**
595/CT-NC	234	208,2	1	
595/ST-B	**234**	**74,6**		**20**
595/ST-N	234	74,6		20

Articolo Article	Pagina Page	g		
597/CT-B	**234**	**91,5**		**20**
597/CT-BC	234	217,5	1	
597/CT-N	**234**	**91,4**		**20**
597/CT-NC	234	217,4	1	
597/ST-B	**234**	**82,8**		**20**
597/ST-N	234	82,7		20
598/CT-B	**234**	**137,1**		**20**
598/CT-BC	234	263,1	1	
598/CT-N	**234**	**133,6**		**20**
598/CT-NC	234	259,6	1	
598/ST-B	**234**	**125,2**		**20**
598/ST-N	234	121,7		20
599/B	**235**	**139,1**		**10**
599/IB	235	292,1	1	
599/IN	**235**	**292,1**	**1**	
599/KB	235	308,1	1	
599/KN	**235**	**308,1**	**1**	
599/N	235	139,1		10
645	**165**	**3,8**	**1000**	**200**
646/A	166	11,4	500	200
646/A/43	**166**	**12,7**	**500**	**200**
646/A/44	166	12	500	200
647	**153**	**12,9**	**500**	
648	153	32,7	250	
649	**155**	**29,6**	**250**	
649/SP-2P	154	25,1	250	
649/T	**154**	**29**	**250**	
650	155	42,3		250
650/CB	**155**	**51,2**		**250**
650/CB-SP-2P	154	44,1		250
650/SP-2P	**154**	**35,1**		**250**
650/T	155	42,3		250
650/T-CB	**155**	**51,2**		**250**
651/A	156	11,1	500	200
651/A-ST	**156**	**9,3**		**200**
651/V	156	11,2	500	200
651/V-ST	**156**	**9,5**	**500**	**200**
652/A	157	23,8	250	100
652/V	**157**	**23,7**	**250**	**100**
653/A	158	14,8	500	200
653/A-ST	**158**	**12,9**	**500**	**200**
653/V	158	14,8	500	200
653/V-ST	**158**	**13**	**500**	**200**
654/A	158	30,9	250	100
654/V	**158**	**31**	**250**	**100**
655/TF-55	153	19,9		200
656	**153**	**28,3**		**200**
657/105	186	12,4		200
658/105	**186**	**12,9**		**200**
659/105	184	8,4		200
660/105	**184**	**8,6**		**200**
661/A	159	18,3	500	200
661/A-ST	**159**	**16,5**	**500**	**200**
661/V	159	18,4	500	200
661/V-ST	**159**	**16,8**	**500**	**200**
662/A	159	38,3	250	100
662/V	**159**	**38,2**	**250**	**100**
664/A	167	10,7	500	200
664/A-26	**167**	**10,8**	**500**	**200**
666/A	167	10,6	500	200
666/A-26	**167**	**10,6**	**500**	**200**
671/A	168	15,1	500	200

Articolo Article	Pagina Page	g		
671/A/43	**168**	**16,2**	**500**	**200**
671/A/44	168	15,6	500	200
673/A	**176**	**11**	**500**	**200**
673/A-ST	176	8,6	500	200
673/AR	**176**	**14,9**		**200**
673/V	176	11,7	500	200
673/V-ST	**176**	**9,1**	**500**	**200**
673/VR	176	15,5		200
674/A	**177**	**11,1**	**500**	**200**
674/A-ST	177	8,7	500	200
674/AR	**177**	**14,9**	**500**	**200**
674/V	177	11,3	500	200
674/V-ST	**177**	**8,9**		**200**
674/VR	177	15,1		200
675/A	**180**	**17,6**	**500**	**200**
675/A-ST	179	15,2	500	200
675/AR	**180**	**21,5**		**200**
675/V	180	17,5	500	200
675/V-ST	**179**	**15**	**500**	**200**
675/VR	180	21,4	500	200
676/A	**178**	**11**	**500**	**200**
676/A-ST	178	8,6	500	200
676/AR	**178**	**14,9**		**200**
676/V	178	11,1	500	200
676/V-ST	**178**	**8,8**	**500**	**200**
676/VR	178	15		200
678/A	**180**	**17,7**	**500**	**200**
678/A-ST	180	15,3	500	200
678/AR	**180**	**21,5**	**500**	**200**
678/V	180	17,6		200
678/V-ST	**180**	**15,7**		**200**
678/VR	180	21,4		200
679/A	**179**	**14**	**500**	**200**
679/A-ST	179	11,6		200
679/AR	**179**	**17,8**	**500**	**200**
679/V	179	14,1	500	200
679/V-ST	**179**	**11,8**	**500**	**200**
679/VR	179	18	500	200
682	**165,172**	**7,2**		**200**
682/A	172	7,6	1000	200
682/V	**172**	**7,5**		**200**
683/A	174	14,2	500	200
683/A-ST	**174**	**11,8**	**500**	**200**
683/AR	174	18,1		200
683/V	**174**	**14,3**		**200**
683/V-ST	174	12,1	500	200
683/VR	**174**	**18,2**		**200**
684/AM	175	18	500	200
684/AM-ST	**175**	**15,6**	**500**	**200**
685	165,173	9,7	1000	200
685/A	**173**	**10**	**1000**	**200**
685/V	173	10		200
686/AM	**175**	**18**	**500**	**200**
686/AM-ST	175	15,6	500	200
686/V	**175**	**16,6**	**500**	**200**
686/V-ST	174	14,2		200
686/VR	**175**	**20,5**	**500**	**200**
698	166,168,173,177	5,3	1000	200
699/A	**165,167,172,177**	**6,6**	**1000**	**200**
699/V	165,167,172,177	6,4	1000	200
770/26	**72**	**44,9**		**50**
770/38	72	54,7		50

MADE IN ITALY - ALL RIGHTS RESERVED

AAG STUCCHI Essential for lighting

INDICE INDEX

Articolo Article	Pagina Page	g		
770/50	**72**	**58,4**		**40**
775/38	92	57,6		50
775/50	**92**	**61,3**		**40**
780-1/26	73	41,8		50
780-1/38	**73**	**51,5**		**50**
780-1/50	73	55,2		40
780-2/26	**73**	**41,7**		**50**
780-2/38	73	51,5		50
780-2/50	**73**	**55,2**		**40**
790	145	28,6		50
798	**71,92**	**16,1**		**100**
799	71,92	19,5		100
870/26	**72**	**91,3**		**50**
870/38	72	110,8		50
870/50	**72**	**118,3**		**40**
880-1/26	73	90,5		50
880-1/38	**73**	**110,1**		**50**
880-1/50	73	117,5		40
880-2/26	**73**	**90,5**		**50**
880-2/38	73	110		50
880-2/50	**73**	**117,4**		**40**
902/E	67	22,9		100
902/E-SN	**67**	**22,9**		**100**
907/E	67	22,5		100
907/E-SN	**67**	**22,4**		**100**
908/S	43	9,2		200
908/S-SN	**43**	**9,2**		**200**
950	78	8,1		200
951	**78**	**11,5**		**200**
951/A	79	44,9		50
951/B	**79**	**48,3**		**50**
951/C	79	38,7		50
951/E	**79**	**41,9**		**50**
1016/A	144	2,4	1000	
1016/AP	**144**	**2,5**	**1000**	
1017/V	142	2,4	1000	
1017/VP	**142**	**2,4**	**1000**	
1019	144	2,5	1000	
1019/P	**144**	**2,5**	**1000**	
1115	38	3,1	1000	
1116	**38**	**2,8**	**1000**	
1121	40,45,60	0,3	1000	
1122	**61**	**2**	**1000**	
1128/A	106	4,3	500	100
1128/R	**106**	**4,4**	**500**	**100**
1128/T	106	4,3	500	100
1132/21,5	**107**	**1,7**	**1000**	**200**
1132/24	107	1,7	1000	
1206-L/210	**201,218**	**37**		**50**
1206-L/230	201,218	35		50
1207-S/210	**201,218**	**29,2**		**50**
1207-S/230	201,218	27,3		50
1208-S/210	**218**	**20,2**		**100**
1208-S/230	218	18,8		100
1224/SF	**227**	**2,2**		**500**
1225/SF	227	2,4		500
1226/SF	**222**	**7,1**		**200**
1226/X-SF	203	7,4		200
1226/Z-SF	**222**	**7,1**		**200**
1227-111/C8	221	4,7		500
1227-111/C10	**221**	**4,6**		**500**
1227-111/L8	221	5,4		500
1227-111/L10	**221**	**5,2**		**500**
1227-111/SA	221	2,8		500
1227-111/SB	**221**	**3,6**		**500**
1227-111/SC	221	3,6		500
1227/SF	**221**	**4,6**		**500**
1231-H/S	63	6,2	500	200
1231-H/S-SN	**63**	**6,1**	**500**	**200**
1231-H/S-SN-T8	63	6,2	500	200
1231-H/S-T8	**63**	**6,2**	**500**	**200**
1231-H/ZS	69	6,2	500	
1231-H/ZS-SN	**69**	**6,1**	**500**	
1231-H/ZS-SN-T8	69	6,2	500	
1231-H/ZS-T8	**69**	**6,2**	**500**	
1231/S	63	6,1	500	200
1231/S-SN	**63**	**6,2**	**500**	**200**
1231/S-SN-T8	63	6,2	500	200
1231/S-T8	**63**	**6,2**	**500**	**200**
1231/ZS	69	6,1	500	
1231/ZS-SN	**69**	**6,1**	**500**	
1231/ZS-SN-T8	69	6,2	500	
1231/ZS-T8	**69**	**6,2**	**500**	
1232-H/FAU-9,5	57			
1232-H/MAU-9,5	**57**			
1232-H/FAU-10,5	56			
1232-H/MAU-10,5	**56**			
1232-H/FAU-13	54			
1232-H/MAU-13	**54**			
1232-H/S	65	5,5	500	
1232-H/S-SN	**65**	**5,5**	**500**	
1232-H/Z	69	5,5	500	
1232-H/ZS	**69**	**5,6**	**500**	
1232/FAU-9,5	57			
1232/MAU-9,5	**57**			
1232/FAU-10,5	56			
1232/MAU-10,5	**56**			
1232/FAU-13	54			
1232/MAU-13	**54**			
1232/S	65	5,5	500	
1232/S-SN	**65**	**5,4**	**500**	
1232/Z	69	5,5	500	
1232/ZS	**69**	**5,5**	**500**	
1249/C	64	10,7	250	200
1249/C-SN	**64**	**10,7**	**250**	**200**
1249/S	64	6,2	500	200
1249/S-SN	**64**	**6,2**	**500**	**200**
1249/TC	64	10,7	250	200
1249/TC-SN	**64**	**10,7**	**250**	**200**
1249/TS	64	6,2	500	200
1249/TS-SN	**64**	**6,2**	**500**	**200**
1251-H/S	61	6,1	500	
1251/S	**61**	**6,1**	**500**	
1253-H/S	61	6,5	500	
1253/S	**61**	**6,4**	**500**	
1254-9-H/S	63	7,3	500	
1254-9-H/S-SN	**63**	**7,3**	**500**	
1254-9/S	63	7,3	500	
1254-9/S-SN	**63**	**7,3**	**500**	
1254-12-H/S	63	7,5	500	
1254-12-H/S-SN	**63**	**7,4**	**500**	
1254-12/S	63	7,4	500	
1254-12/S-SN	**63**	**7,3**	**500**	
1254-13-H/S	63	7,5	500	
1254-13-H/S-SN	**63**	**7,4**	**500**	
1254-13/S	63	7,3	500	
1254-13/S-SN	**63**	**7,3**	**500**	
1263	37	4,3	1000	500
1263/U0	**37**	**4,9**		**500**
1263/U90	37	5,2		500
1274/S	**60**	**7,9**	**500**	**200**
1283/15	42	4	1000	
1283/23	**42**	**4,4**	**1000**	
1283/36	42	4,8	1000	
1305	**204**	**18,9**		**200**
1305/DS	204	21,8		200
1305/DTT	**204**	**17,4**		**200**
1305/SF	204	11,6		200
1305/X	**206**	**18,7**		**200**
1305/X-SF	206	11,4		200
1306/SF-14	**203**	**5,3**		**500**
1306/SF-20	203	5,7		500
1345/FAU-9,5	**57**	**4,6**	**1000**	**200**
1345/MAU-9,5	57	5,7	1000	200
1345/FAU-10,5	**55**	**4,7**	**1000**	**200**
1345/MAU-10,5	55	5,6	1000	200
1345/FAU-13	**54**	**4,9**	**1000**	**200**
1345/MAU-13	54	5,8	1000	200
1346/FAU-9,5	**57**	**9**	**500**	**200**
1346/MAU-9,5	57	9,8	500	200
1403/LR	**114**	**8,3**	**500**	**200**
1403/LR-T	114	8,6	500	
1403/VI	**116**	**8,5**	**500**	**200**
1403/VI-T	116	8,8	500	
1403/VL	**114**	**8,9**	**500**	**200**
1403/VL-T	114	9,2	500	
1405/LR	**117**	**8**	**500**	**200**
1405/LR-T	117	8,3	500	
1405/VI	**117**	**8**	**500**	**200**
1405/VI-T	117	8,3	500	
1405/VL	**117**	**7,9**	**500**	**200**
1405/VL-T	117	8,2	500	
1422/V-d1	**123**	**15,1**	**500**	**200**
1422/V-d1-T	123	16,3	500	
1422/V-d2	**123**	**15,1**	**500**	**200**
1422/V-d2-T	123	16,3	500	
1422/V-d3	**123**	**15,1**	**500**	**200**
1422/V-d3-T	123	16,3	500	
1422/V-q1	**130**	**15,8**	**500**	**200**
1422/V-q1-T	130	17,1	500	
1422/V-q2	**130**	**15,8**	**500**	**200**
1422/V-q2-T	130	17,1	500	
1422/V-q3	**130**	**15,8**	**500**	**200**
1422/V-q3-T	130	17,1	500	
1422/V-q3-4	**134**	**15,8**	**500**	**200**
1422/V-q3-4-T	134	17,1	500	
1422/V-q4	**130**	**15,8**	**500**	**200**
1422/V-q4-T	130	17,1	500	
1422/V-q5	**130**	**16,9**		**200**
1422/V-q5-T	130	18,1		200
1422/V-q6	**130**	**16,9**		**200**
1422/V-q6-T	130	18,1		200
1422/V-q7	**130**	**16,8**		**200**
1422/V-q7-T	130	18		200
1422/VI-d1	**123**	**15,3**	**500**	**200**
1422/VI-d1-T	123	16,5	500	

MADE IN ITALY - ALL RIGHTS RESERVED

INDICE INDEX

Articolo Article	Pagina Page	g		
1422/VI-d2	**123**	**15,3**	**500**	**200**
1422/VI-d2-T	123	16,5	500	
1422/VI-d3	**123**	**14,9**	**500**	**200**
1422/VI-d3-T	123	16,1	500	
1422/VI-q1	**130**	**16**	**500**	**200**
1422/VI-q1-T	130	17,3	500	
1422/VI-q2	**130**	**16**	**500**	**200**
1422/VI-q2-T	130	17,3	500	
1422/VI-q3	**130**	**16**	**500**	**200**
1422/VI-q3-T	130	17,3	500	
1422/VI-q3-4	**136**	**16**	**500**	**200**
1422/VI-q3-4-T	136	17,3	500	
1422/VI-q4	**130**	**16**	**500**	**200**
1422/VI-q4-T	130	17,3	500	
1422/VI-q5	**130**	**17,1**		**200**
1422/VI-q5-T	130	18,3		200
1422/VI-q6	**130**	**17,1**		**200**
1422/VI-q6-T	130	18,3		200
1422/VI-q7	**130**	**17**		**200**
1422/VI-q7-T	130	18,2		200
1423/L-d1	**122**	**10,2**	**500**	**100**
1423/L-d1-T	122	11,4	500	
1423/L-d2	**122**	**10,3**	**500**	**100**
1423/L-d2-T	122	11,5	500	
1423/L-d3	**122**	**10,1**	**500**	**100**
1423/L-d3-T	122	11,3	500	
1423/L-q1	**128**	**11,3**	**500**	**100**
1423/L-q1-T	128	12,5	500	
1423/L-q2	**128**	**11,3**	**500**	**100**
1423/L-q2-T	128	12,5	500	
1423/L-q3	**128**	**11,2**	**500**	**100**
1423/L-q3-T	128	12,4	500	
1423/LRZ-d1	**127**	**10,7**	**500**	**100**
1423/LRZ-d1-T	127	11,9		100
1423/LRZ-d2	**127**	**10,7**	**500**	**100**
1423/LRZ-d2-T	127	11,9	500	
1423/LRZ-d3	**127**	**10,7**	**500**	**100**
1423/LRZ-d3-T	127	11,9	500	
1423/LRZ-q1	**133**	**11,9**	**500**	**100**
1423/LRZ-q1-T	133	13,2		100
1423/LRZ-q2	**133**	**11,9**	**500**	**100**
1423/LRZ-q2-T	133	13,1	500	
1423/LRZ-q3	**133**	**11,8**	**500**	**100**
1423/LRZ-q3-T	133	13,1	500	
1423/LRZ-q3-4	**138**	**11,7**	**500**	**100**
1423/LRZ-q3-4-T	138	13	500	
1423/LRZ-q4	**133**	**11,7**	**500**	**100**
1423/LRZ-q4-T	133	13	500	
1423/LRZ-q5	**133**	**12,8**		**100**
1423/LRZ-q5-T	133	14,1		100
1423/LRZ-q6	**133**	**12,8**		**100**
1423/LRZ-q6-T	133	14,2		100
1423/LRZ-q7	**133**	**12,8**		**100**
1423/LRZ-q7-T	133	14,1		100
1596/CT-B	**235**	**76,4**		**20**
1596/CT-BC	235	229,4	1	
1596/CT-N	**235**	**76,2**		**20**
1596/CT-NC	235	229,2	1	
1598/CT-B	**235**	**112,1**		**20**
1598/CT-BC	235	265,1	1	
1598/CT-N	**235**	**111,7**		**20**
1598/CT-NC	235	264,7	1	

Articolo Article	Pagina Page	g		
1600/AB	**186**	**0,2**	**2000**	
1600/AN	186	0,2	2000	
1600/ATB	**190**	**0,6**	**1000**	
1600/ATN	190	0,6	1000	
1600/GB	**187**	**9,8**	**500**	
1600/GN	187	9,7	500	
1600/GTB	**187**	**19,6**	**500**	
1600/GTN	187	19,3	500	
1600/TB	**187**	**1,9**	**1000**	
1600/TN	187	1,9	1000	
1600/TSB	**187**	**1,1**	**500**	
1600/TSN	187	1,1	500	
1601/AB	**187**	**16**	**500**	
1601/ABL-5	193	26	500	
1601/ABL-5-T	**193**	**26,3**		**500**
1601/AN	187	15,8	500	
1601/ANL-5	**193**	**26**	**500**	
1601/ANL-5-T	193	26,3		500
1601/VAB-M	**188**	**15,4**	**500**	
1601/VAB-SM	188	15,4	500	
1601/VAN-M	**188**	**15,2**	**500**	
1601/VAN-SM	188	15,2	500	
1601/VB	**186**	**9,6**	**500**	
1601/VB-5	191	16	500	
1601/VCB-M	**188**	**15,5**	**500**	
1601/VCB-M-5	192	28,5	250	
1601/VCB-SM	**188**	**15,5**	**500**	
1601/VCB-SM-5	192	28,5	250	
1601/VCN-M	**188**	**15,2**	**500**	
1601/VCN-M-5	192	28,5	250	
1601/VCN-SM	**188**	**15,2**	**500**	
1601/VCN-SM-5	192	28,5	250	
1601/VDB-M-5	**193**	**23,8**	**250**	
1601/VDN-M-5	193	23,8	250	
1601/VMB-M	**188**	**15,7**	**500**	
1601/VMB-M-5	192	29,6	250	
1601/VMB-SM	**188**	**15,7**	**500**	
1601/VMB-SM-5	192	29,6	250	
1601/VMN-M	**188**	**15,5**	**500**	
1601/VMN-M-5	192	29,2	250	
1601/VMN-SM	**188**	**15,5**	**500**	
1601/VMN-SM-5	192	29,2	250	
1601/VN	**186**	**9,5**	**500**	
1601/VN-5	191	16	500	
1602/AB	**187**	**16,8**	**500**	
1602/ABL-5	193	26,8	500	
1602/AN	**187**	**16,6**	**500**	
1602/ANL-5	193	26,8	500	
1602/VAB-M	**188**	**15,6**	**500**	
1602/VAB-SM	188	15,6	500	
1602/VAN-M	**188**	**15,3**	**500**	
1602/VAN-SM	188	15,3	500	
1602/VB	**186**	**9,8**	**500**	
1602/VB-5	191	16,2	500	
1602/VCB-M	**188**	**15,6**	**500**	
1602/VCB-M-5	192	28,8	250	
1602/VCB-SM	**188**	**15,6**	**500**	
1602/VCB-SM-5	192	28,8	250	
1602/VCN-M	**188**	**15,3**	**500**	
1602/VCN-M-5	192	28,8	250	
1602/VCN-SM	**188**	**15,3**	**500**	
1602/VCN-SM-5	192	28,8	250	

Articolo Article	Pagina Page	g		
1602/VDB-M-5	**193**	**24,1**	**250**	
1602/VDN-M-5	193	24,1	250	
1602/VFB-M	**188**	**15,6**	**500**	
1602/VFB-SM	188	15,6	500	
1602/VFN-M	**188**	**15,4**	**500**	
1602/VFN-SM	188	15,4	500	
1602/VMB-M-5	**192**	**30**	**250**	
1602/VMB-SM-5	192	30	250	
1602/VMN-M-5	**192**	**30**	**250**	
1602/VMN-SM-5	192	30	250	
1602/VN	**186**	**9,7**	**500**	
1602/VN-5	191	16,2	500	
1673/A	**170**	**8,7**	**500**	**200**
1673/A/42	170	8,3	500	200
1673/A/43	**170**	**9,4**	**500**	**200**
1673/A/44	170	9,1	500	200
1673/SP	**170**	**8,6**	**500**	**200**
1673/SP/43	170	9,3	500	200
1675/A	**171**			
1675/A/42	171			
1675/A/43	**171**			
1675/A/44	171			
1675/SP	**171**			
1675/SP/43	171			
1699/V	**166,168,173,178**	**3,1**	**1000**	**200**
1780-G5/16	45	35,2		50
1780-G5/38	**46**	**42,7**		**50**
1780/26	74	32,8		50
1780/38	**74**	**43,8**		**50**
1783-G5/16	46	34,7		50
1783-G5/38	**46**	**42,2**		**50**
1783/26	75	32,3		50
1783/38	**75**	**43,3**		**50**
1880-G5/16	45	71,5		100
1880-G5/38	**46**	**86,6**		**100**
1880/26	74	66,8		100
1880/38	**74**	**88,8**		**100**
1883-G5/16	46	71,5		100
1883-G5/38	**46**	**86,7**		**100**
1883/26	75	66,8		100
1883/38	**75**	**88,8**		**100**
1901	70	11,9		100
1901/SN	**70**	**12,1**		**100**
1901/T	70	12		100
1901/T-SN	**70**	**11,9**		**100**
1902	70	30,2		100
1902/SN	**70**	**30,1**		**100**
1902/T	70	30,3		100
1902/T-SN	**70**	**30,2**		**100**
1907	71	29,6		100
1907/SN	**71**	**29,5**		**100**
1907/T	71	29,7		100
1907/T-SN	**71**	**29,6**		**100**
1911	44	9,2		100
1911-10	**44**	**9,1**		**100**
1911-10/SN	44	9,1		100
1911/SN	**44**	**9,1**		**100**
1911/T	45	9,8		100
1911/T-SN	**45**	**9,8**		**100**
1912	44	17,2		100
1912-10	**44**	**16,8**		**100**
1912-10/SN	44	16,7		100

MADE IN ITALY - ALL RIGHTS RESERVED

AAG STUCCHI Essential for lighting

INDICE INDEX

Articolo Article	Pagina Page	g		
1912/SN	**44**	**17,1**		**100**
1912/T	45	17,3		100
1912/T-SN	**45**	**17,2**		**100**
2226/X-SF	203			
2346/FAU-9,5	**57**			
2346/MAU-9,5	57			
2346/FAU-10,5	**56**			
2346/MAU-10,5	56			
2346/FAU-13	**54**			
2346/MAU-13	54			
2600/AB	**190**	**0,3**	**2000**	
2600/AN	190	0,3	2000	
2601/VB	**189**	**9,7**	**500**	
2601/VB-2	185			
2601/VCB-M	**189**	**15,4**	**500**	
2601/VCB-M-2	185			
2601/VCB-SM	**189**	**15,4**	**500**	
2601/VCB-SM-2	185			
2601/VCN-M	**189**	**15,3**	**500**	
2601/VCN-M-2	185			
2601/VCN-SM	**189**	**15,3**	**500**	
2601/VCN-SM-2	185			
2601/VMB-M	**189**	**16,3**	**500**	
2601/VMB-M-2	185			
2601/VMB-SM	**189**	**16,3**	**500**	
2601/VMB-SM-2	185			
2601/VMN-M	**189**	**16,2**	**500**	
2601/VMN-M-2	185			
2601/VMN-SM	**189**	**16,2**	**500**	
2601/VMN-SM-2	185			
2601/VN	**189**	**9,7**	**500**	
2601/VN-2	185			
2602/VB	**189**	**9,8**	**500**	
2602/VB-2	185			
2602/VCB-M	**189**	**15,6**	**500**	
2602/VCB-M-2	185			
2602/VCB-SM	**189**	**15,6**	**500**	
2602/VCB-SM-2	185			
2602/VCN-M	**189**	**15,5**	**500**	
2602/VCN-M-2	185			
2602/VCN-SM	**189**	**15,5**	**500**	
2602/VCN-SM-2	185			
2602/VMB-M	**189**	**16,7**	**500**	
2602/VMB-M-2	185			
2602/VMB-SM	**189**	**16,7**	**500**	
2602/VMB-SM-2	185			
2602/VMN-M	**189**	**16,7**	**500**	
2602/VMN-M-2	185			
2602/VMN-SM	**189**	**16,7**	**500**	
2602/VMN-SM-2	185			
2602/VN	**189**	**9,8**	**500**	
2602/VN-2	185			
2902/E	**67**	**18,5**		**100**
2902/E-SN	67	18,4		100
2907/E	**67**	**17,9**		**100**
2907/E-SN	67	17,8		100
3601/A-GR	**194**	**33,7**		**100**
3601/V-GR	194	39,5		100
3602/A-GR	**194**	**34**		**100**
3602/V-GR	194	39,4		100
S-204/1	**199,216**	**4,5**	**100**	
S-204/112	200,216	0,6	1000	

Articolo Article	Pagina Page	g		
S-205/112	**201**	**0,7**	**1000**	
S-224-C-8/1	228	2,3	1000	
S-224-C-10/1	**228**	**2,1**	**1000**	
S-224-L-8/1	228	3	1000	
S-224-L-10/1	**228**	**2,8**	**1000**	
S-285/10	38,42	3,3	1000	
S-285/13	**38,42**	**3,4**	**1000**	
S-422-V/3	125,129,135	2,3	500	
S-444/3	**104**	**2**	**500**	
S-444/4	106	0,4	1000	
S-451/3	**102**	**0,5**	**1000**	
S-480-CB/2	98	1,2		200
S-480-CB-9,8/2	**98**	**1,8**		**200**
S-480/3	98	2,8		200
S-480/4	**98**	**5,8**		**100**
S-646/43	166	1,3	500	
S-646/44	**166**	**0,6**	**500**	
S-652/43	157	1,3	500	
S-654/43	**157**	**1,4**	**500**	
S-666/43	167	0,9	500	
S-671/43	**168**	**1,1**	**500**	
S-671/44	168	0,6	500	
S-785/1	**141**	**3,1**	**1000**	
S-785/111	141	1,1	1000	
S-785/2	**141**	**3,6**	**1000**	
S-1132/2	107,112	1,5	500	
S-1227-M8/112	**221**	**2,6**		**500**
S-1227-M10/112	221	2,6		500
S-1227/111	**221**	**1,5**		**500**
S-1673/43	169	0,7	500	
S-1673/44	**169**	**0,4**	**500**	
S-1901/3	71	7		100
S-1901/4	**71**	**10,2**		**100**
S-1901/5	71	10,7		100
S-1911/3	**45**	**11,3**		**100**
S-1911/4	45	10,1		100
V115/BB	**148**	**3,7**		**3000**
V116/BB	148	4,2		3000
V135/BB	**148**	**4,7**		**3000**
V136/BB	148	5		3000
V144/BB	**149**	**4,6**		**3000**
V144/N	149	4,6		3000
V145/B	**149**	**3,5**		**3000**
V145/C/B	149	3,5		3000
V145/C/N	**149**	**3,5**		**3000**
V145/N	149	3,5		3000
V200/B	**148**	**6,7**		**1000**
V276/B	124,129,135	3		1000
V277/B	**124,129,135**	**6,4**		**1000**
V327/MT	148	2,4		1000
V328/MT	**148**	**2,6**		**1000**
V346	149	0,6		3000
V381	**124,129,135**	**8,8**		**500**
V381/G	124,129,135	6		500
V381/R	**124,129,135**	**5,5**		**500**
V391/G/T	220	4		1000
V391/GV/T	**220**	**4,5**		**1000**
V565/B	149	29,5		500
V565/N	**149**	**29,5**		**500**
V565/P	149	29,5		500
V1150/BB	**149**	**8,7**		**1000**
V1150/N	149	8,7		1000

Articolo Article	Pagina Page	g		
V5011/d1	**124**	**11,6**		**500**
V5011/d2	124	12		500
V5011/d3	**124**	**12**		**500**
V5011/q1	129	12,4		500
V5011/q2	**129**	**12,4**		**500**
V5011/q3	129	12,4		500
V5011/q3-4	**135**	**12,7**		**500**
V5011/q4	129	12,6		500
V5013/d1	**124**	**21,1**		**500**
V5013/d2	124	18,6		500
V5013/d3	**124**	**21,1**		**500**
V5013/P/d1	124	20,8		500
V5013/P/d2	**124**	**21**		**500**
V5013/P/d3	124	21		500
V5013/P/q1	**129**	**21,9**		**500**
V5013/P/q2	129	21,9		500
V5013/P/q3	**129**	**21,9**		**500**
V5013/P/q3-4	135	22,4		500
V5013/P/q4	**129**	**21,9**		**500**
V5013/q1	129	18,6		500
V5013/q2	**129**	**18,6**		**500**
V5013/q3	129	18,6		500
V5013/q3-4	**135**	**22,6**		**500**
V5013/q4	129	22,3		500
V5028/N	**224**	**5,2**		**1000**
V5030	225	3		1000
V5031	**226**	**4,5**		**1000**
V5039	222	12,9		1000
V5039/GV/N	**222**	**7**		**1000**
V5039/SP/N	222	4,7		1000
V5040	**220**	**15**		**1000**
V5123/324/C/S	218	53,2		250
V5123/324/C/T	**218**	**53,2**		**250**
V5123/324/C/TP	218	51,6		250
V5123/324/S	**218**	**54**		**250**
V5123/324/T	218	54		250
V5123/324/TP	**218**	**54**		**250**
V5124/SV	219	17		500
V5124/T	**219**	**17**		**500**
V5124/TP	219	19,4		500
V5740F/SA	**205**	**249,3**		**50**
VD/30P/T/B	223	2,3		1000
VE440F/SA	**205**	**225,6**		**50**
VE63A/BB	148	44		3000
VI/B	**148**	**0,6**		**3000**

MADE IN ITALY - ALL RIGHTS RESERVED

CONDIZIONI GENERALI DI VENDITA

1 - PREMESSE - Le forniture comprendono solo quanto espressamente specificato nella conferma di accettazione di ordine della Ditta Venditrice e sono regolate dalle presenti condizioni generali salvo deroghe risultanti da esplicito accordo scritto.
Eventuali variazioni o comunicazioni durante il corso della fornitura non costituiranno novazione del contratto. I termini di consegna convenuti hanno valore indicativo e non tassativo.

In qualunque momento l'esecuzione della fornitura potrà essere sospesa in caso di mutamento nelle condizioni patrimoniali del Committente ai sensi ed agli effetti dell'Art.1461 del Codice Civile.

2 - PREZZI - In caso di variazioni dei prezzi delle materie prime, salari, o di qualsiasi elemento di costo, ci riserviamo il diritto di aggiornare i prezzi anche per contratti in corso.

3 - VARIABILITA' PREZZI - I prezzi indicati nel contratto sono stati calcolati in base ai costi dei materiali e della manodopera alla data del contratto stesso.

In caso di variazioni di qualsiasi entità che dovessero verificarsi su detti costi durante il periodo della esecuzione della vendita ci riserviamo il diritto di aggiornare i prezzi.

4 - MODALITA' DI PAGAMENTO - Il pagamento della fornitura viene effettuato, nella forma espressamente specificata nella conferma, al domicilio della Ditta Venditrice restando sempre a rischio del Committente la trasmissione delle somme, qualunque sia il mezzo prescelto. Non si accettano arrotondamenti o bonifici.

Qualora sia convenuto un regolamento cambiario, sono a carico del Committente sia gli interessi di sconto che le spese e commissioni relative; gli interessi saranno conteggiati al tasso ufficiale di sconto aumentato di 5 unità.

Per nessun motivo e a nessun titolo il Committente può differire i pagamenti oltre le scadenze pattuite, particolarmente in seguito a ritardi nella consegna di materiali od a contestazioni di qualsiasi natura.
Sui pagamenti ritardati verranno conteggiati, di pieno diritto e senza alcuna messa in mora, gli interessi al tasso ufficiale di sconto vigente più 5 unità senza che per questo il Committente possa ritenersi in facoltà di differire i pagamenti.

5 - RISERVA DI PROPRIETA' - La Ditta Venditrice conserva la proprietà sui materiali forniti fino al totale pagamento di essi, ma i rischi sono assunti dal compratore sin dalla consegna.

Qualunque atto del Committente che, all'infuori di esplicito consenso scritto della Ditta Venditrice, involga pregiudizio al diritto della Ditta Venditrice alla rivendita del materiale, sarà sottoposto alle sanzioni di legge.

6 - CONSEGNA - Il termine di consegna indicato non impegna la Ditta Venditrice, la quale non è tenuta a corrispondere indennizzi di sorta per eventuali danni diretti ed indiretti dovuti a ritardi di consegna o ad interruzioni od a risoluzione parziale o totale della fornitura.

Il termine di consegna decorre dalla data della conferma d'ordine e in ogni caso non ha inizio prima del ricevimento della rata di pagamento all'ordine quando essa sia stata concordata.

Esso si intende di diritto adeguatamente prorogato: se i pagamenti non vengono effettuati puntualmente, se il Committente manca di fornire in tempo utile quanto stabilito in contratto o se comunque insorgono cause indipendenti dalla Ditta Venditrice, ivi compresi eventuali ritardi di subfornitori.

7 - LUOGO DELLA CONSEGNA - La consegna, a termine dell'Art. 1510 del Codice Civile, si intende convenuta nelle Officine del costruttore ed eseguita all'atto della traduzione del materiale al Committente, o comunque al vettore, anche se il prezzo comprende il trasporto.

Nel caso di trasporto ad opera del venditore, la consegna si intende effettuata nella data e nell'ora indicata nell'avviso di merce spedita.

Se per un motivo qualsivoglia, approntati che siano i materiali non è avvenuta la traduzione per fatto indipendente dalla Ditta Venditrice, la consegna si intende ad ogni effetto eseguita dal semplice avviso di merce pronta o di merce pronta per il collaudo. Avvenuta la consegna, tutti i rischi sui materiali si trasferiscono al Committente donde il diritto alla Ditta Venditrice nel caso citato di ritardata traduzione per fatto non suo, di addebitare al Committente le spese di magazzinaggio, manutenzione, custodia, assicurazione, ecc.
La merce anche se venduta franco destino viaggia sempre a rischio e pericolo del Committente; pertanto la Ditta Venditrice assume a suo carico le sole spese di trasporto.

8 - DATI TECNICI - Gli acquirenti sono responsabili per la scelta degli articoli in relazione alle loro caratteristiche ed all'uso cui sono destinati. Si raccomanda pertanto di effettuare il montaggio e l'utilizzo secondo le regole dell'arte e della buona tecnica.

La Ditta Venditrice si riserva di apportare in qualunque momento ai propri prodotti quelle modifiche che ritenesse tecnicamente convenienti.

I disegni della Ditta Venditrice sono di sua proprietà e non possono dal Committente essere consegnati a terzi né riprodotti senza autorizzazione scritta.

9 - GARANZIA - La Ditta Venditrice garantisce la buona qualità e la buona costruzione dei propri materiali obbligandosi, durante il periodo di garanzia appresso specificato, a riparare o sostituire gratuitamente nel più breve tempo possibile quelle parti che per cattiva qualità del materiale o per difetto di lavorazione si dimostrassero difettose, sempre che ciò non dipenda da naturale logoramento, da guasti causati da imperizia o negligenza del Committente, da sovraccarichi oltre i limiti contrattuali, da interventi non autorizzati, da manomissioni eseguite o fatte eseguire dal Committente, da casi fortuiti o di forza maggiore.

Il periodo di garanzia degli apparecchi prodotti nello stabilimento della Ditta Venditrice è di 12 mesi dalla consegna, di cui agli Art. 6 e 7.

Per i componenti non di fabbricazione della Ditta Venditrice, valgono le garanzie delle Case fabbricanti.

Le garanzie cessano allo scadere del termine anche se i materiali non sono stati, per qualsiasi ragione, messi in servizio.
Il pronto intervento in garanzia da parte della Ditta Venditrice rimane subordinato all'osservanza delle condizioni di pagamento da parte del Committente o di altre eventuali condizioni particolari pattuite.

Le spese per lavori inerenti alle riparazioni o sostituzioni in garanzia, saranno a totale carico del Committente.

Nulla sarà dovuto al Committente per il tempo durante il quale l'impianto sarà rimasto inoperoso, né egli potrà pretendere risarcimenti o indennizzi per spese, sinistri o danni diretti o indiretti conseguenti a quanto specificato al primo capoverso del presente comma, nonchè alle suddette riparazioni o sostituzioni. Tutti i trasporti relativi alle operazioni eseguite in garanzia hanno luogo a spese, rischio e pericolo del Committente.
In nessun caso si potranno intendere prorogati i termini di decadenza e di prescrizione di cui all'Art. 1512 del Codice Civile.

10 - CONTROVERSIE - I contratti, anche se stipulati con cittadini esteri o per materiali forniti all'estero, sono regolati dalla vigente legislazione italiana. Foro competente è soltanto quello avente giurisdizione nella sede legale della Ditta Venditrice anche in deroga agli Art. 32 e seguenti del Codice di Procedura Civile, esclusa per il Committente la possibilità di adire l'Autorità Giudiziaria di altro luogo anche in via di garanzia o di connessione di causa, ma salva la facoltà alla Ditta Venditrice di esperire, in qualità di attrice, un'azione nel luogo di residenza, in Italia o all'estero, del Committente.

Le eventuali contestazioni non dispensano il Committente dall'osservare le condizioni di pagamento pattuite e non implicano alcun prolungamento dei termini convenuti.

Le spese di contratto, la sua registrazione e l'eventuale trascrizione sono a carico del Committente.